

A Conjecture about Molecular Dynamics

P. F. Tupper

September 20, 2018

Abstract

An open problem in numerical analysis is to explain why molecular dynamics works. The difficulty is that numerical trajectories are only accurate for very short times, whereas the simulations are performed over long time intervals. It is believed that statistical information from these simulations is accurate, but no one has offered a rigorous proof of this. In order to give mathematicians a clear goal in understanding this problem, we state a precise mathematical conjecture about molecular dynamics simulation of a particular system. We believe that if the conjecture is proved, we will then understand why molecular dynamics works.

1 Introduction

Molecular dynamics is the computer simulation of a material at the atomic level. In principle the only inputs to a simulation are the characteristics of a set of particles and a description of the forces between them. An initial condition is chosen and from these first principles the evolution of the system in time is simulated using Newton's laws and a simple numerical integrator [6, 1].

Molecular dynamics is a very prevalent computational practice, as a glance at an issue of the Journal of Chemical Physics will show. It does have its limitations: the motion of only a relatively small number of particles can be simulated over a short time interval. However, most of the mesoscopic models that have been suggested to overcome these difficulties still rely on molecular dynamics as a form of calibration. It is likely that molecular dynamics will continue to be important in the future.

Given its scientific importance there is very little rigorous justification of molecular dynamics simulation. From the viewpoint of numerical analysis

it is surprising that it works at all. The problem is that individual trajectories computed by molecular dynamics simulations are accurate for only small time intervals. As we will see in Section 3, numerical trajectories diverge rapidly from true trajectories given the step-lengths used in practice. No one disputes this fact, and no one is particularly concerned with it either. The reason is that practitioners are never interested in particular trajectories to begin with. They are interested in ensembles of trajectories. As long as the numerical trajectories are representative of a particular ensemble of true trajectories, researchers are content. However, that this statistical information is computed accurately has yet to be rigorously demonstrated in representative cases.

The goal of this article is to present a concise mathematical conjecture that encapsulates this fundamental difficulty. We present a model system that is representative of systems commonly simulated in molecular dynamics. We present the results of numerical simulations of this system using the Störmer-Verlet method, the work-horse of molecular dynamics. In each simulation a random initial condition is generated, an approximate trajectory for the system is computed and the net displacement of one particle over the duration of the simulation is recorded. We show that even for step-sizes that are far too large to accurately compute the position of the particle, the distribution of the particle's displacement over the many initial conditions appears to be accurate. From the numerical data we conjecture a rate of convergence for this particular statistical property. We believe that if this conjectured rate of convergence (or one like it) can be rigorously established, even for this single system, then we will understand significantly better why molecular dynamics works.

The problem of explaining the accuracy of molecular dynamics simulation is well-known both in the physical sciences (for example [6, p. 81]) and in the mathematics community [12]. This latter reference is a survey of the relation between computation and statistics for initial value problems in general. There has been plenty of excellent mathematical work that has done much to explain various features of this type of simulation, but has not resolved the issue we consider here. See [13, 14, 15] for surveys.

One body of work that has addressed the statistical accuracy of under-resolved trajectories in a special case is by A. Stuart and co-workers. In [3, 17] they have explored some linear test systems with provable statistical properties in the limit of large numbers of particles. They are able to show that if the systems are simulated with appropriate methods the statistical features of numerical trajectories are accurate in the same limit even when the step-lengths are too large to resolve trajectories. Though these results

are interesting since they are the only ones of their kind now known, for the highly nonlinear problems of practical molecular dynamics very different arguments will be required.

One subproblem that has been attacked more successfully is that of the computation of ergodic averages. These are averages of functions along very long trajectories. All that numerical trajectories have to do to get these correct is sample the entire phase space evenly. This is a much weaker property than getting all statistical features correct. The most striking work on this question is by S. Reich [11] which establishes rapid convergence of ergodic averages for Hamiltonian systems which are uniformly hyperbolic on sets of constant energy. Unfortunately, this property has never been established for realistic systems, and is unlikely to hold for them [9, 10]. The work [18] established similar results for systems with much weaker properties but requires radically small time steps for convergence to occur.

The contribution of this work is to precisely specify a simple problem which encapsulates all the essential difficulties of the more general problem. In Section 2 we present the system we will study. Section 3 shows the results of some numerical experiments on this system. There we state our conjecture based on the results. In Section 4 we will discuss two possible approaches to proving the conjecture. Finally, in Section 5 we will discuss prospects for the eventual resolution of the conjecture.

2 The System

The system consists of $n = 100$ point particles interacting on an 11.5 by 11.5 square periodic domain. We let $q \in \mathbb{T}^{2n}$ and $p \in \mathbb{R}^{2n}$ denote the positions and velocities of the particles, with $q_i \in \mathbb{T}^2, p_i \in \mathbb{R}^2$ denoting the position and velocity of particle i . The motion of the system is described by a system of Hamiltonian differential equations:

$$\frac{dq}{dt} = \frac{\partial H}{\partial p}, \quad \frac{dp}{dt} = -\frac{\partial H}{\partial q},$$

with Hamiltonian

$$H(q, p) = \frac{1}{2} \|p\|_2^2 + \sum_{i < j} V_{LJ}(\|q^i - q^j\|).$$

Here V_{LJ} denotes the famous Lennard-Jones potential. In our simulations we use a truncated version:

$$V_{LJ}(r) = \begin{cases} 4 \left(\frac{1}{r^{12}} - \frac{1}{r^6} \right), & \text{if } r \leq r_{\text{cutoff}}, \\ 0, & \text{otherwise.} \end{cases}$$




Figure 1: The positions of the particles for a representative state of the system.

Figure 1 shows the positions of the particles on the periodic domain for one state of the system. Though the particles are only points, in the figure each is represented by a circle of radius $1/2$.

We take our initial conditions q^0, p^0 to be randomly distributed according to the probability density function

$$Z^{-1} e^{-H(q,p)/k\mathcal{T}}, \quad (1)$$

where Z is chosen so that the function integrates to one. This is known as the canonical distribution (or ensemble) for the system at temperature \mathcal{T} . There is a simple physical interpretation of this distribution: if the system is weakly connected to another very large system at temperature \mathcal{T} , this is the distribution we will find the original system in after a long period of time. In our units $k = 1$, and we choose $\mathcal{T} = 1$.

There are many ways of sampling from the canonical distribution at

a given temperature. For our experiments we generated initial conditions using Langevin dynamics. See [4] for an explanation of this technique and a comparison with other methods. If done correctly, the precise method of sampling from the canonical distribution will have no bearing on the results of the experiments we will present subsequently.

The numerical method we use for integrating our system is the Störmer-Verlet scheme. Given an initial q_0, p_0 and a $\Delta t > 0$ it generates a sequence of states $q_n, p_n, n \geq 0$ such that $(q_n, p_n) \approx (q(n\Delta t), p(n\Delta t))$. The version of the algorithm we use is

$$\begin{aligned} q_{n+1/2} &= q_n + p_n \Delta t / 2, \\ p_{n+1} &= p_n - \Delta t \nabla V(q_{n+1/2}), \\ q_{n+1} &= q_n + p_{n+1} \Delta t / 2. \end{aligned}$$

This is a second-order explicit method. It is symplectic, and as a consequence conserves phase space volume [7].

Finally we have to decide upon our step-length Δt . If Δt is too large the energy of the computed solution will increase rapidly and explode. In practice, it is observed that for small enough step lengths energy remains within a narrow band of the true energy for very long time intervals. (There is extensive theoretical justification for this phenomenon, see Section 4.1). Practitioners tend to pick a Δt as large as possible while still maintaining this long-term stability on their time interval of interest. For the system and initial conditions we describe here $\Delta t = 0.01$ yields good approximate energy conservation on the time interval $[0, 100]$. For our numerical experiments we will let Δt take this value and smaller. (The recommended value in [6], a standard reference, for this type of system is $\Delta t = 0.005$.)

3 The Problem

We will first examine how well trajectories are computed with $\Delta t = 0.01$. Figure 2 shows the computed x -position of one particle versus time for the same initial conditions and for a range of step-lengths. If the trajectory computed by Störmer-Verlet is accurate over the time interval $[0, 5]$, we expect that reducing the time step by a factor of a thousand would not yield a significantly different curve. However, we see that the two curves for $\Delta t = 0.01$ and $\Delta t = 0.00001$ very quickly diverge. They are distinguishable to the eye almost immediately and completely diverge around 1.2 time units.

Reducing the step length to $\Delta t = 0.001$ gives a curve that agrees with the $\Delta t = 0.00001$ line longer, but still diverges around 2.5 time units. Similarly,

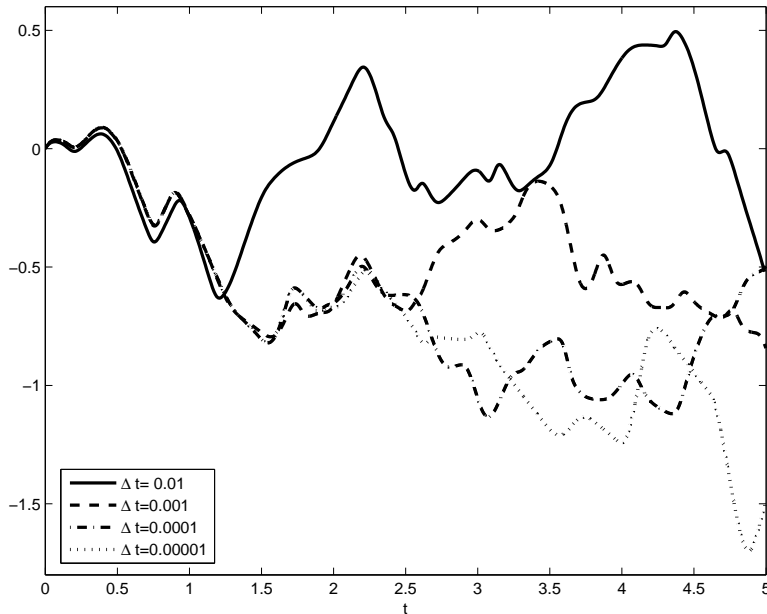


Figure 2: Computed x -position of one particle versus time for fixed initial conditions for a range of Δt .

even with $\Delta t = 0.0001$ trajectory is not accurate over the whole interval depicted.

From these numerical results, we might conjecture that reducing the step-length by a constant factor only extends the duration for which the simulation is accurate by a constant amount of time. This is consistent with theoretical results about the convergence of numerical methods for ordinary differential equations. What is surprising in this case is that the time-scale on which the trajectories are valid appears to be miniscule compared to the time-scale on which computation are actually performed. It seems that the trajectories we compute here with stepsize even as small as $\Delta t = 0.00001$ are not accurate over the whole interval $[0, 5]$ let alone over considerably longer intervals.

Fortunately we almost never care about what one particular trajectory is doing in molecular dynamics. We only care about statistical features of the trajectories when initial conditions are selected according to some probability distribution. Here we will consider the example of self-diffusion. Self-diffusion is the diffusion of one particular particle through a bath of identical particles. We can imagine somehow marking one particle at time zero and

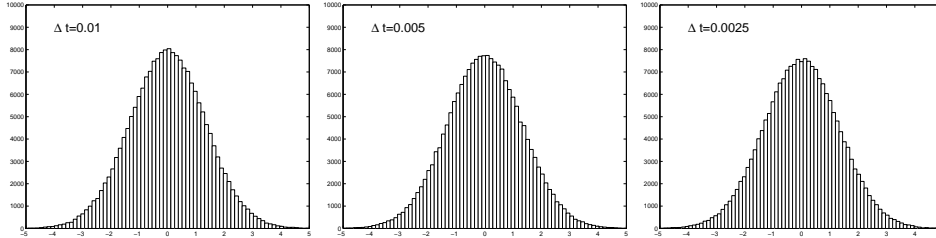


Figure 3: Displacement in x direction of 1 particle at $T = 10$ for three different step-lengths.

watching its motion through the system. This single-particle trajectory will depend on the positions and velocities of all the particles (including itself) at time zero. Since these are random, the trajectory of the single particle is random.

One way to measure self-diffusion is to look at the distribution of the x -coordinate of the tracer particle relative to its initial condition. To estimate this, we generate many random initial conditions, perform the simulation using the Störmer-Verlet method, and record the net displacement of the particle in the given direction. Figures 3 show the histograms of these displacements at time $T = 10$ for three different step-lengths.

In contrast to the case where we examined single trajectories, here the histograms are virtually identical for the different step-lengths. This suggests that any information we glean from the first histogram will be accurate.

To check this more carefully, we compute the variance of the total displacement at various times T for varying step-lengths. Let $R(T) = \|q_1(T) - q_1(0)\|$ denote the total displacement of the particle after time T . This is a random quantity through its dependence on the state of the system at $t = 0$. Let $R_{\Delta t}(T)$ denote this same displacement as simulated with the Störmer-Verlet method. This also is a random quantity. Now define $\langle R_{\Delta t}^2(T) \rangle$ to be the expected value of $R_{\Delta t}^2(T)$ when the initial conditions are chosen according to the canonical distribution. Let us see how this last quantity depends on Δt . We do this by generating many initial conditions from the canonical ensemble and then simulating the system for 100 time units, keeping track of the total displacement of the tracer particle.

Figure 4 shows $\langle R_{\Delta t}^2(T) \rangle$ versus T for three choices of step length. The inset shows a subset of the data with error bars. Up to the sampling error there is no difference between the curves. As far as we can tell from this plot, the answers for $\Delta t = 0.01$ are accurate. The time-scale is much larger than the short interval we found the trajectory to be accurate over. Lest

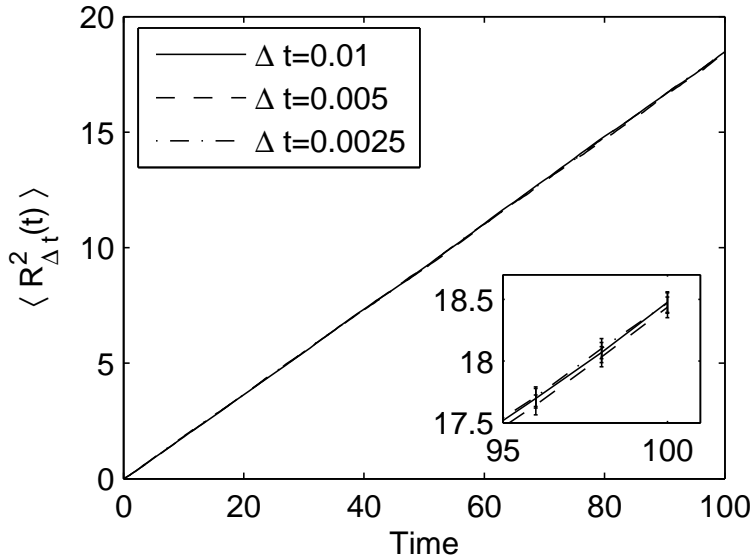


Figure 4: Expected squared total displacement in the x direction of a single particle as a function of time for three different step-lengths.

we give the impression that $\langle R_{\Delta t}^2(T) \rangle$ depends linearly on T , Figure 5 shows the same results for a smaller time interval.

We conjecture that the reason $\langle R_{\Delta t}^2(T) \rangle$ does not appear to depend on Δt is that even for these large values of Δt it closely matches $\langle R^2(T) \rangle$. It is not clear at all what the rate of convergence of $R_{\Delta t}(T)$ to $R(T)$ is and how it depends on T . However we make the following conjecture:

Conjecture 1 *For the system described in Section 2 with the initial distribution given by (1) and the Störmer-Verlet integrator with time step Δt*

$$|\langle R_{\Delta t}^2(T) \rangle - \langle R^2(T) \rangle| \leq C\Delta t^2,$$

for all $T \in [0, Ae^{B/\Delta t}]$, for some constants A, B, C .

We will explain the reasons for hypothesizing this particular dependence in the next section. Here we will briefly note what dependence the classical theory of convergence for numerical ODEs gives:

$$|\langle R_{\Delta t}^2(T) \rangle - \langle R^2(T) \rangle| \leq Ce^{LT} \Delta t^2$$

for $T \in [0, E \log(F/\Delta t)]$ for sufficiently small Δt for some $C, L, E, F > 0$. (See [16, p. 239], for example.) So we need to explain why the error remains so small even for long simulations.

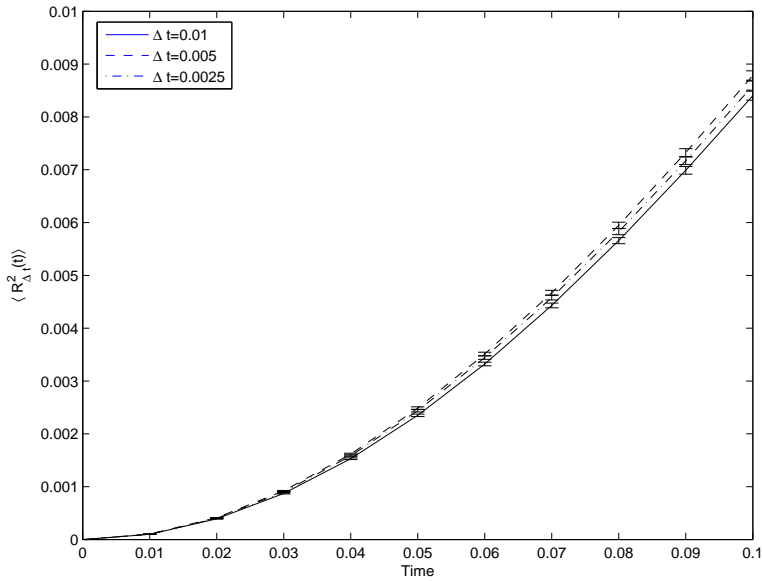


Figure 5: Same as Figure 4 but on a smaller time interval.

4 Two Approaches

We will discuss two possible approaches to proving Conjecture 1: backward error analysis and shadowing.

4.1 Backward Error Analysis

Typically a p th order numerical method applied to a system of ODEs computes a trajectory that is $\mathcal{O}(\Delta t^p)$ close to the exact trajectory on a finite interval. Backward error analysis is a way of showing that the numerical trajectory is an $\mathcal{O}(\exp(-1/\Delta t))$ approximation to the exact trajectory of a perturbed system. This result can be used in turn to prove results about the stability of the numerical trajectory. See [2] for an early reference and [7, Ch. IX.] for a recent comprehensive treatment of the subject.

If we apply a symplectic integrator to a Hamiltonian system it turns out that the modified system is also Hamiltonian. The Hamiltonian function \tilde{H} for the new system can be written as $\tilde{H} = H + \mathcal{O}(\Delta t^2)$. There are two consequences for us. Firstly, the numerical method agrees very closely with the exact solutions of the modified Hamiltonian on short time intervals. If we denote the solution to the modified system with the same initial conditions

by (\tilde{q}, \tilde{p}) then

$$|\tilde{q}(n\Delta t) - q^n| \leq Ce^{-D/\Delta t} \quad (2)$$

for $T \in [0, B/\Delta t]$, for some appropriate constants [5]. (This alone is not useful for analysing molecular dynamics since T and Δt are both large.) Secondly, the modified Hamiltonian \tilde{H} is conserved extremely well by the numerical method for long time intervals:

$$\left| \tilde{H}(q^0, p^0) - \tilde{H}(q^n, p^n) \right| \leq Ce^{-D/\Delta t},$$

for $n\Delta t \in [0, Ae^{B/\Delta t}]$. Putting this together with $\tilde{H} = H + \mathcal{O}(\Delta t^2)$ gives

$$|H(q^0, p^0) - H(q^n, p^n)| \leq E\Delta t^2,$$

for $n\Delta t \in [0, Ae^{B/\Delta t}]$. We chose the bound in Conjecture 1 in analogy with this last result.

Suppose we wanted to bound the error between $\langle R_{\Delta t}^2(t) \rangle$ and $\langle R^2(t) \rangle$ using these estimates. The fact that the initial conditions are random adds an extra level of complication to the problem. We have been using $\langle \cdot \rangle$ to denote the average with respect to the canonical distribution for the Hamiltonian H . The perturbed Hamiltonian \tilde{H} has a different canonical distribution. We denote averages with respect to it by $\langle \cdot \rangle'$. We let \tilde{R} denote the net displacement of the tracer particle under the new flow given by \tilde{H} .

We might try bounding the error in the following way:

$$\begin{aligned} |\langle R_{\Delta t}^2(T) \rangle - \langle R^2(T) \rangle| &\leq |\langle R_{\Delta t}^2(T) \rangle - \langle \tilde{R}^2(T) \rangle| \\ &\quad + |\langle \tilde{R}^2(T) \rangle - \langle \tilde{R}^2(T) \rangle'| \\ &\quad + |\langle \tilde{R}^2(T) \rangle' - \langle R^2(T) \rangle| \end{aligned}$$

We discuss each of the three terms in turn.

The first term is due to the numerical trajectory not agreeing with the exact trajectory of the modified system with Hamiltonian \tilde{H} . According to (2) we can bound this term by $C \exp(-D/\Delta t)$ for a duration of $B/\Delta t$. The studies in [5] suggest that this is a tight estimate for typical molecular dynamics simulations.

The second term is the difference in the expectation of $\tilde{R}^2(t)$ due to a perturbation in the measure. Since the two measures are proportional to $\exp(-H/kT)$ and $\exp(-\tilde{H}/kT)$ respectively, and $H - \tilde{H} = \mathcal{O}(\Delta t^2)$, we expect this term to be on the order of $\mathcal{O}(\Delta t^2)$ for all T . This probably can be rigorously controlled without much difficulty.

The third term is just the difference in $\langle R^2(t) \rangle$ between the original system and the perturbed system. This is likely to be extremely difficult to bound. However, showing that it is small is not a question about computation but about statistical physics. For now let us assume that it is $\mathcal{O}(\Delta t^2)$ for all T for now.

Already we can see that this approach will not get us the result that we want, even assuming we can bound the third term. The best estimate we have so far is that the error is bounded by $\mathcal{O}(\Delta t^2)$ for $T \in [0, B/\Delta t]$. The bound would hold on an interval much shorter than what is needed. It appears that backward error analysis alone cannot explain the observed convergence.

4.2 Shadowing

The idea of shadowing is complementary to that of backward error analysis. Whereas backward error analysis shows that the numerical trajectory is close to the exact trajectory of a different Hamiltonian system with the same initial condition, shadowing attempts to show that the numerical trajectory is close to an exact trajectory of the same Hamiltonian system with a different initial condition. See [8] for a nice review of shadowing for Hamiltonian systems.

In our situation, if shadowing were possible, something like the following would hold. Suppose we compute a numerical trajectory starting from (q^0, p^0) with time step Δt , which we denote by $(q^n, p^n), n \geq 0$. If shadowing is possible then there is an exact trajectory $(\tilde{q}(t), \tilde{p}(t))$ of the same Hamiltonian system starting at some other initial condition $(\tilde{q}(0), \tilde{p}(0))$ such that

$$(q^n, p^n) \approx (\tilde{q}(n\Delta t), \tilde{p}(n\Delta t))$$

for $n\Delta t$ in some large range of times. Assuming that it is possible to shadow every numerical trajectory in this way, let us denote the map on the phase space that takes the numerical initial condition to the initial condition of the shadow trajectory by

$$S_{\Delta t}(q^0, p^0) = (\tilde{q}(0), \tilde{p}(0)).$$

The idea of shadowing is used very effectively by S. Reich in [11]. For a Hamiltonian system for which shadowing holds he demonstrates that long-time averages will be computed accurately by almost all numerical trajec-

tories. That is,

$$\lim_{T \rightarrow \infty} \frac{1}{T} \int_0^T g(q(t), p(t)) dt \approx \lim_{N \rightarrow \infty} \frac{1}{N} \sum_{n=0}^N g(q^n, p^n), \quad (3)$$

for almost all initial conditions $(q^0, p^0) = (q(0), p(0))$, for reasonable functions g . Since the quantity on the left does not depend on $(q(0), p(0))$ in the systems considered in [11] (except for sets of measure zero), it is sufficient that such a map $S_{\Delta t}$ exists to get the result.

In our case we are interested in more general statistical features of trajectories than long-time averages. For example, the variance of the displacement of a single particle in a finite time interval cannot be put into the form of a long-time average such as in 3. This puts more stringent requirements on $S_{\Delta t}$. To show that statistics are captured correctly we cannot consider just single trajectories; we have make sure the entire ensemble's statistics are reproduced correctly. If the shadowing map $S_{\Delta t}$ systematically picked initial conditions for which the tracer particle tended to move to the left, for example, then the computed statistics could be quite inaccurate. See [8] for a discussion of this issue in the context of astrophysics. What is necessary for this shadowing to work is for $S_{\Delta t}$ to leave the canonical ensemble invariant:

$$\langle G(q, p) \rangle = \langle G(S_{\Delta t}(q, p)) \rangle \quad (4)$$

for some suitably broad class of functions G on phase space. This is an even more stringent requirement than just that shadowing is possible at all, and it may be quite unlikely to hold for our system.

Fortunately we can weaken some other requirements demanded of shadowing considerably for our problem. We do not need the trajectory of the whole system to be close; we only need the trajectory of a single particle to be close. Suppose that our tracer particle's numerical trajectory is denoted by (q_1^n, p_1^n) for $n \geq 0$. We say that *weak shadowing* holds if we can select $\tilde{q}(0), \tilde{p}(0)$ such that

$$(q_1^n, p_1^n) \approx (\tilde{q}_1(n\Delta t), \tilde{p}_1(n\Delta t))$$

for $n\Delta t$ in some long range of times.

To see how this fits in with the conjecture suppose that we have both (4) and

$$\|(q_1^n, p_1^n) - (\tilde{q}_1(T), \tilde{p}_1(T))\| \leq C\Delta t^2. \quad (5)$$

for $T = n\Delta t \in [0, Ae^{B/\Delta t}]$. This means that (assuming we can obtain reasonable bounds on $R_{\Delta t}^2(T)$ and $R^2(T)$) that

$$\begin{aligned}
|\langle R_{\Delta t}^2(T) \rangle - \langle R^2(T) \rangle| &\leq K|\langle \|q_1^n\| \rangle - \langle \|q_1(t)\| \rangle| \\
&\leq K|\langle \|q_1^n\| \rangle - \langle \|\tilde{q}_1(T)\| \rangle| + K|\langle \|\tilde{q}_1(T)\| \rangle - \langle \|q_1(T)\| \rangle| \\
&\leq K\langle \|(q_1^n, p_1^n) - (\tilde{q}_1(T), \tilde{p}_1(T))\| \rangle \\
&\quad + K|\langle G(S_{\Delta t}(q^0, p^0)) \rangle - \langle G(q^0, p^0) \rangle|,
\end{aligned}$$

for $T \in [0, Ae^{B/\Delta t}]$. Here we have let G be the composition of the time T flow map of the Hamiltonian system with the 2-norm. Now the first term above is bounded by $CTe^{-D/\Delta t}$ by (5) and the second term is 0 by (4), thus establishing the conjecture. Simultaneously proving (4) and (5) for some shadowing map $S_{\Delta t}$ may not be easy, but it may be much easier than proving the usual stronger shadowing result.

5 Discussion

Despite the ideas presented in the previous section, the conjecture we have presented is probably not open to attack by existing techniques. The problem is that there is no rigorous mathematical theory of how statistical regularities emerge from the dynamics of generic high-dimensional Hamiltonian systems. Consequently, there is no theory of how perturbations in the Hamiltonian dynamics leads to perturbation in the statistics. A numerical analyst has three choices when faced with this situation:

1. **Take Up Mathematical Physics.** If we are to make progress on the conjecture these entirely non-numerical problems need to be tackled first. Mathematical physicists are interested in proving things like ergodicity and decay of correlations for Hamiltonian systems such as presented here, and it is conceivable that eventually there will a robust body of theory that we can apply to our problem. So one possibility is to work on developing such a theory. This likely will not have much to do with computation.
2. **Relax Standards of Rigour.** Theoretical physicists, as opposed to mathematical physicists, have accepted that much reliable information can be obtained through calculations that cannot be rigorously justified. Typically theoretical physicists study systems about which nothing interesting can be proved; to do otherwise would be far too restrictive. There is no reason why this informal yet highly fruitful

style of reasoning should be restricted to systems themselves and not numerical discretizations of systems. A combination of non-rigorous arguments and careful numerical experiments could do a lot to clarify how the Störmer-Verlet method is able to compute statistics so accurately for our system.

3. **Abandon the Whole Pursuit.** For many, the purpose of numerical analysis is to provide reliable, efficient algorithms. If one is pursuing a theoretical question, it is hoped that it will lead to better algorithms eventually. Sadly, even a complete resolution of the conjecture we have presented is unlikely to have much effect on computational practice. Many people have tried for years to devise an integrator that is more efficient than the Störmer-Verlet method for computing statistically accurate trajectories in molecular dynamics. They have only been successful for Hamiltonian systems with special structure. (The prime example of this is the multiple time stepping methods, see [7, Ch. VIII.4].) In fact, we state another conjecture which is not formulated rigorously.

Conjecture 2 *No integration scheme can improve the efficiency by more than a factor of two with which Störmer-Verlet computes statistically accurate trajectories for systems like that in Section 2.*

Here even a clear mathematical formulation would be a challenge. Obviously if we already know a lot about a system we can contrive an algorithm which will give correct statistics for a tracer particle, but this does not count. The conjecture is intended to capture the idea that Störmer-Verlet is a very general purpose method; we do not need to know anything about a system to apply it.

At the Abel Symposium participants seemed to prefer the first of the three options: try to prove what one can about the system and its discretization.

Acknowledgements. The author was supported by an NSERC Discovery Grant. He would like to thank Nilima Nigam, Bob Skeel, and Wayne Hayes for helpful comments.

References

- [1] M. P. Allen and D. J. Tildesley, *Computer Simulation of Liquids*, Oxford University Press, Oxford, 1989.

- [2] G. Benettin and A. Giorgilli, *On the Hamiltonian interpolation of near to the identity symplectic mappings with application to symplectic integration algorithms*, J. Stat. Phys. **74**, (1994) 1117–1143.
- [3] B. Cano, A. M. Stuart, E. Süli, J. O. Warren, *Stiff oscillatory systems, delta jumps and white noise*, Found. Comput. Math. 1 (2001), no. 1, 69–99.
- [4] E. Cancès, F. Legoll, and G. Stoltz. *Theoretical and numerical comparison of some sampling methods for molecular dynamics*. To appear, Math. Mod. Num. Anal.
- [5] R. D. Engle, R. D. Skeel, M. Drees, *Monitoring energy drift with shadow Hamiltonians*. J. Comput. Phys. 206 (2005), no. 2, 432–452.
- [6] D. Frenkel and B. Smit. *Understanding Molecular Simulation: From Algorithms to Applications, 2nd edition*. Academic Press, London, 2002.
- [7] E. Hairer, C. Lubich, and G. Wanner. *Geometric Numerical Integration: Structure-Preserving Algorithms for Ordinary Differential Equations*. Springer Series in Computational Mathematics, Berlin, 2002.
- [8] W. Hayes and K. Jackson. *A Survey of Shadowing Methods for Numerical Solutions of Ordinary Differential Equations*. Applied Numerical Mathematics 53:1-2, pp. 299-321 (2005).
- [9] T. J. Hunt and R. S. MacKay, *Anosov parameter values for the triple linkage and a physical system with a uniformly chaotic attractor*. Non-linearity 16 (2003), no. 4, 1499–1510.
- [10] C. Liverani, *Interacting Particles, Hard Ball Systems and the Lorentz Gas*, in: D. Szász(Ed.), *Hard Ball Systems and the Lorentz Gas*, Springer, Berlin, 2000.
- [11] S. Reich. *Backward error analysis for numerical integrators*. SIAM J. Numer. Anal. 36 (1999), no. 5, 1549–1570
- [12] H. Sigurgeirsson and A. M. Stuart, *Statistics from computations*. Foundations of computational mathematics (Oxford, 1999), 323–344, London Math. Soc. Lecture Note Ser., 284, Cambridge Univ. Press, Cambridge, 2001.
- [13] R. D. Skeel and P. F. Tupper, editors. *Mathematical Issues in Molecular Dynamics*. Banff International Research Station Reports. 2005.

- [14] B. Leimkuhler and S. Reich, *Simulating Hamiltonian dynamics*. Cambridge Monographs on Applied and Computational Mathematics, 14. Cambridge University Press, Cambridge, 2004.
- [15] C. LeBris, *Computational chemistry from the perspective of numerical analysis*. Acta Numer. 14 (2005), 363–444.
- [16] A. M. Stuart and A. R. Humphries, *Dynamical Systems and Numerical Analysis*, Cambridge University Press, Cambridge, 1996.
- [17] A. M. Stuart and J. O. Warren, *Analysis and Experiments for a Computational Model of a Heat Bath*, J. Stat. Phys. **97** (1999), 687–723.
- [18] P. F. Tupper, *Ergodicity and the numerical simulation of Hamiltonian systems*. SIAM J. Appl. Dyn. Syst. 4 (2005), no. 3, 563–587