

MULTI BLACK HOLES AND EARTHQUAKES ON RIEMANN SURFACES WITH BOUNDARIES

FRANCESCO BONSANTE, KIRILL KRASNOV, AND JEAN-MARC SCHLENKER

ABSTRACT. We prove an “Earthquake Theorem” for hyperbolic metrics with geodesic boundary on a compact surfaces S with boundary: given two hyperbolic metrics with geodesic boundary on a surface with k boundary components, there are 2^k right earthquakes transforming the first in the second. An alternative formulation arises by introducing the enhanced Teichmüller space of S : We prove that any two points of the latter are related by a unique right earthquake. The proof rests on the geometry of “multi-black holes”, which are 3-dimensional anti-de Sitter manifolds, topologically the product of a surface with boundary by an interval.

1. INTRODUCTION

The Earthquake theorem. Let Σ be a closed surface, with a hyperbolic metric g , let c be a simple closed geodesic on (Σ, g) , and let l be a positive real number. The image of g by the *right earthquake* of length l along c is the hyperbolic metric obtained by cutting Σ along c and gluing back after rotating the “left” side of c by l . This defines a map from the Teichmüller space \mathcal{T}_Σ of Σ to itself.

Suppose now that λ is a measured geodesic lamination on (Σ, h) which is *rational*, i.e., its support is a disjoint union of closed curves c_1, \dots, c_n . The transverse measure is then described by a set of positive numbers l_1, \dots, l_n associated to the c_i . The image of g by the right earthquake along λ is obtained as above, by doing a “fractional Dehn twist” along each of the c_i , with a length parameter given by the l_i . Again this defines a map from \mathcal{T}_Σ to itself.

Thurston [19, 20] discovered that this definition can be extended by continuity to all measured geodesic laminations on (Σ, g) . In other terms, it makes sense to talk about the right earthquake along any measured geodesic lamination on (Σ, g) . This defines a map:

$$E_r : \mathcal{ML}_\Sigma \times \mathcal{T}_\Sigma \rightarrow \mathcal{T}_\Sigma ,$$

where \mathcal{ML}_Σ is the space of measured laminations on Σ . Thurston also discovered a striking feature of this Earthquake map.

Theorem 1.1 (Thurston [20, 16]). *For any $h, h' \in \mathcal{T}_\Sigma$ there exists a unique $\lambda \in \mathcal{ML}_\Sigma$ such that $E_r(\lambda)(h) = h'$.*

Earthquakes on surfaces with boundary. Let now Σ be a compact orientable surface of genus g with n boundary components. We will assume Σ to have negative Euler characteristic

$$\chi(\Sigma) = 2 - 2g - n < 0 .$$

Let $\mathcal{T}_{g,n}$ be the Teichmüller space of hyperbolic metrics on Σ with geodesic boundary (such that each geodesic boundary component is a closed curve), considered up to isotopy. $\mathcal{T}_{g,n}$ is a contractible manifold of dimension $6g - 6 + 3n$.

We also consider the space $\mathcal{ML}_{g,n}$ of measured laminations on the *interior* of Σ , see e.g. [12] (a precise definition is given in section 3). Note that the transverse weight on those laminations is required to be finite on

Date: July 2009 (v3).

F. B. was partially supported by CNRS, ANR GEODYCOS..

K. K. was supported by an EPSRC Advanced Fellowship.

J.-M. S. was partially supported by the A.N.R. programs RepSurf, 2006-09, ANR-06-BLAN-0311, GeomEinstein, 2006-09, 06-BLAN-0154, and ETTT (NT09-512070).

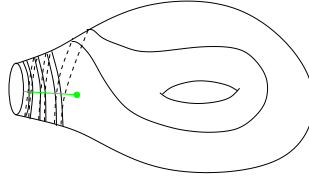


FIGURE 1. An example of a geodesic lamination on a surface with a geodesic boundary. The geodesics forming the lamination can spiral onto the boundary. The total weight of an arc ending at the boundary (as shown in green here) is allowed to be infinite.

any close transverse segment in the interior of Σ , but the weight might be infinite on segments with an endpoint on the boundary of Σ , see Figure 1. Given a measured lamination $\lambda \in \mathcal{ML}_{g,n}$ and a hyperbolic metric $h \in \mathcal{T}_{g,n}$, there is a unique way to realize λ as a measured *geodesic* lamination on (Σ, h) .

The main result presented here is the following.

Theorem 1.2. *Given $h_1, h_2 \in \mathcal{T}_{g,n}$, there are exactly 2^n measured laminations $\lambda_1, \dots, \lambda_{2^n}$ on the interior of Σ such that the right earthquake along the λ_i sends h_1 to h_2 .*

This result extends to the hyperbolic metrics with some geodesic boundary components and some cusps, however the number of possible measured laminations is lower when one of the boundary components corresponds to a cusp for either h_1 or h_2 . The statement of Theorem 1.2 looks simple, but it might be less obvious than it first seems; even the case $g = 0, n = 3$ (for a hyperbolic pair of pants), where everything can be described explicitly, displays some interesting phenomena. This case is described in details at the end of section 2 (see Proposition 2.4 and the paragraph right before section 3).

The enhanced Teichmüller space. The fact that the number of right earthquakes sending a given hyperbolic metric to another one is 2^n rather than one can appear distressing at first sight. There is a simple geometric formalism, however, under which this disagreement disappears. It is based on a definition due to V. Fock [13, 14, 15, 7] which appeared naturally in different contexts. The terminology is borrowed from Bonahon and Liu [7].

Definition 1.3. *The enhanced Teichmüller space of Σ , $\hat{\mathcal{T}}_{g,n}$, is the space of $n + 1$ -uples $(h, \epsilon_1, \dots, \epsilon_n)$, where h is a hyperbolic metric with geodesic boundary on Σ and, for each $k \in \{1, \dots, n\}$, ϵ_k is:*

- 0 if the corresponding boundary component of Σ corresponds to a cusp of h ,
- either + or – if the corresponding boundary component of Σ corresponds to a geodesic boundary component of h .

Fock showed in particular that shear coordinates on a surface with some boundary components provide a natural parametrization of this enhanced Teichmüller space.

Note that the boundary of $\mathcal{T}_{g,n}$ has a stratified structure, with strata corresponding to subsets of the set of boundary components which are “pinched” to obtain cusps, as shown in Figure 2. Heuristically, $\hat{\mathcal{T}}_{g,n}$ is obtained by “reflecting” $\mathcal{T}_{g,n}$ along the codimension 1 strata of its boundary, and $\hat{\mathcal{T}}_{g,n}$ contains an open dense subset which is a 2^n -fold cover of the interior of $\mathcal{T}_{g,n}$. There is also a natural embedding of $\mathcal{T}_{g,n}$ in $\hat{\mathcal{T}}_{g,n}$, obtained by taking all ϵ_i equal to + in the definition above.

It is possible to define in a rather natural – but perhaps not obvious – way the element of $\hat{\mathcal{T}}_{g,n}$ obtained by an earthquake along a measured geodesic lamination, i.e., a map $E_r : \mathcal{ML}_{g,n} \times \hat{\mathcal{T}}_{g,n} \rightarrow \hat{\mathcal{T}}_{g,n}$. This map has the key properties that should be required of it:

- its restriction to $\mathcal{T}_{g,n}$ (considered as a subset of $\mathcal{T}_{g,n}$), followed by the projection from $\hat{\mathcal{T}}_{g,n}$ to $\mathcal{T}_{g,n}$, is the right earthquake map $E_r : \mathcal{ML}_{g,n} \times \mathcal{T}_{g,n} \rightarrow \mathcal{T}_{g,n}$ defined above,
- it is continuous,

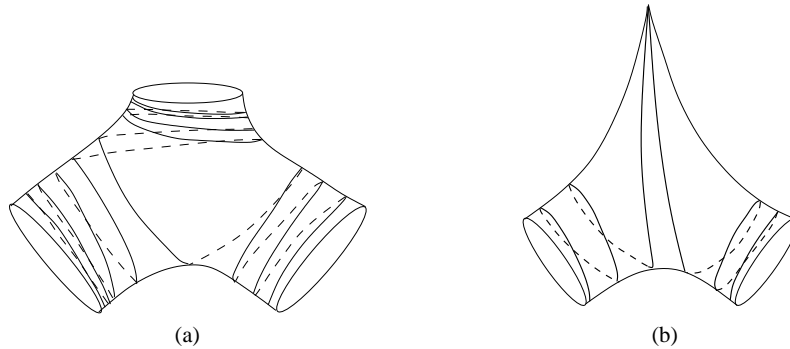


FIGURE 2. A boundary component can degenerate into a puncture as a result of an earthquake. Figure (a) shows the surface before and (b) after an earthquake.

- for any $\lambda \in \mathcal{ML}_{g,n}$, any $h \in \hat{\mathcal{T}}_{g,n}$ and any $t, t' \in \mathbb{R}_{>0}$,

$$(E_r(t\lambda) \circ E_r(t'\lambda))(h) = E_r((t+t')\lambda)(h) .$$

Theorem 1.2 can then be reformulated in a simpler way in terms of $\hat{\mathcal{T}}_{g,n}$.

Theorem 1.4. *For any $h, h' \in \hat{\mathcal{T}}_{g,n}$, there exists a unique $\lambda \in \mathcal{ML}_{g,n}$ such that $h' = E_r(\lambda)(h)$.*

It is shown in section 9 how Theorem 1.4 follows from Theorem 1.2. Note that some care is needed there to give the proper definitions and prove the result.

The Mess proof of the Earthquake Theorem. G. Mess [17] discovered some striking similarities between quasifuchsian hyperbolic 3-manifolds and the so-called GHMC (for “globally hyperbolic compact maximal”) AdS (for “Anti-de Sitter”) 3-dimensional manifolds. As a consequence he found a direct and very geometric proof of the Earthquake Theorem.

The 3-dimensional AdS space, AdS_3 , can be defined as a quadric in \mathbb{R}^4 endowed with a symmetric bilinear form of signature $(2, 2)$, with the induced metric:

$$AdS_3 = \{x \in \mathbb{R}^{2,2} \mid \langle x, x \rangle = -1\} .$$

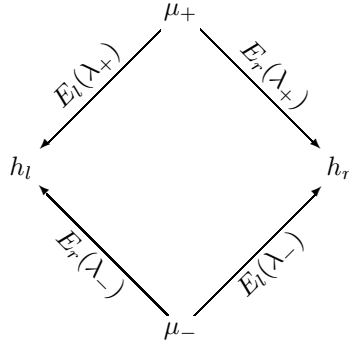
It is a complete Lorentz space of constant curvature -1 , analog in certain ways to the hyperbolic 3-space. Defined in this way, AdS_3 is however not simply connected, its fundamental group is \mathbb{Z} . Its totally geodesic planes are isometric to H^2 , while its time-like geodesics are closed of length 2π .

An AdS manifold is a manifold endowed with a Lorentz metric locally isometric to the metric on AdS_3 . Recall that a *Cauchy surface* in a Lorentz manifold is a surface which intersects each inextendible time-like geodesic exactly once, see e.g. [18]. We are particularly interested here in *globally hyperbolic maximal compact (GHMC) AdS 3-manifolds*: those AdS 3-manifolds which contain a closed, space-like Cauchy surface, and which are maximal under this conditions (any isometric embedding into an AdS manifold containing a closed Cauchy surface is an isometry). GHMC AdS manifolds display some striking similarities with quasifuchsian hyperbolic 3-manifolds.

Mess discovered in particular that the space of GHMC AdS manifolds which are topologically $\Sigma \times \mathbb{R}$ (where Σ is a closed surface of genus at least 2) is parametrized by the product of two copies of the Teichmüller space of Σ , \mathcal{T}_Σ . This is strongly reminiscent of the Bers double uniformization theorem [6]. However it does not involve a conformal structure at infinity, but rather the “left” and “right” hyperbolic metrics, h_l and h_r , associated to such an AdS 3-manifold (the definitions can be found in Section 2).

Moreover those GHMC AdS manifolds have a “convex core”, and the boundary of this convex core has two connected components, each with an induced hyperbolic metric (which we call μ_+ and μ_-) and a measured bending lamination (called λ_+ and λ_- here). The left hyperbolic metric h_l is obtained from the induced metric

on the upper boundary component of the convex core, μ_+ , by the action of the left earthquake relative to λ_+ (rather than by a grafting along λ_+ , as in the quasifuchsian context). This leads to the following diagram, where $E_l(\lambda)$ (resp. $E_r(\lambda)$) is the left (resp. right) earthquake relative to the measured lamination λ .



It follows that $h_l = E_l(2\lambda_+)(h_r) = E_r(2\lambda_-)(h_r)$. Since any couple (h_l, h_r) can be obtained as the left and right hyperbolic metrics of exactly one GHMC AdS manifold, a simple proof of the Earthquake Theorem follows.

This line of ideas can be extended to obtain an “Earthquake Theorem” for hyperbolic metrics with cone singularities, of fixed angle in $(0, \pi)$, on closed surfaces, see [9]. The GHMC AdS manifolds considered by Mess are then replaced by similar manifolds with “particles”, i.e., cone singularities along time-like geodesic segments.

Multi-black holes. There is a class of 3-dimensional AdS manifolds analogous to GHMC manifolds, which is obtained by replacing the closed Cauchy surface by a non-compact one. These manifolds were first defined in the physics literature [1, 10] and are called “multi-black holes” (called MBH here). A mathematical description can be found in [3, 4]. The simplest example is obtained from a complete hyperbolic metric h on a compact surface S of genus g with n disks removed (with each end of infinite area) by a warped product construction:

$$M = (S \times (-\pi/2, \pi/2), -dt^2 + \cos(t)^2 h) .$$

More general MBH metrics are obtained by deforming those examples, losing the symmetry $t \mapsto -t$.

It is in particular proved in [3, 4] that, given a compact surface with boundary S , the space of MBHs which are topologically the product of S by an interval is parameterized by the product of two copies of the Teichmüller space of hyperbolic metrics with geodesic boundary on S , as was proved by Mess for closed surfaces [17].

The geometry of multi-black holes and the idea of the proof. Let M be an MBH, with fundamental group $\pi_1(\Sigma)$. The main idea of the proof of Theorem 1.2 is to consider a special class of convex pleated surfaces in a MBH. It was proved in [5] that given a MBH M with right and left holonomies h_l and h_r , there is a one-to-one correspondence between

- space-like, convex, pleated, inextendible surfaces in M (in general not complete, but with geodesic boundary),
- earthquakes between pairs of hyperbolic surfaces with convex boundary (of finite or infinite area, possibly with vertices at infinity) with left and right holonomies equal to h_l and h_r .

One key technical result here is that, given M , there is a finite number of convex pleated surfaces for which each boundary component is either a closed geodesic or a cusp. Those surfaces have a simple characterization in terms of the quotient of the boundary components of the convex hull of some natural curves complementing the limit set of M in a “boundary at infinity” of AdS_3 (see the first paragraph of section 3), as shown in Proposition 8.1.

In a previous version of this paper, multi-black holes played a key role in the proof of the main result. Here however this proof has been rewritten to be readable to readers with no previous knowledge of multi-black holes. Some elements of the geometry of with multi-black holes, and the relation with the main theorem here, are explained in section 10.

A description in terms of measured laminations. A by-product of the arguments used for the proof of Theorem 1.2 is another description of the space of MBHs of given topology, based on pleated surfaces or, in other terms, on hyperbolic metrics and measured laminations on compact surfaces with boundary. This is explained in more details in the physics introduction of a previous version of this text, see [8]. We do not dwell on this point here.

Acknowledgements. We would like to thank Thierry Barbot and Francis Bonahon for some useful conversations and comments.

2. EARTHQUAKES ON $\mathcal{T}_{g,n}$

2.1. The Teichmüller space $\mathcal{T}_{g,n}$. A hyperbolic metric η on Σ is said to be *admissible* if:

- (1) It has a finite area.
- (2) Its completion has a geodesic boundary.
- (3) Each geodesic boundary component is a closed curve.

We denote by Σ_η the hyperbolic surface (Σ, η) , and by $\overline{\Sigma}_\eta$ the completion of Σ_η . Notice that the topological type of $\overline{\Sigma}_\eta$ depends on η . A neighbourhood of a puncture can look like either a cusp or a neighborhood of a boundary component.

The Teichmüller space $\mathcal{T}_{g,n}$ for Σ is the space of admissible hyperbolic metrics up to the action of diffeomorphisms isotopic to the identity. For $\chi(\Sigma) < 0$ this space is non-empty.

Given an admissible metric on Σ , its holonomy is a faithful (i.e. injective) and discrete representation

$$h : \pi_1(\Sigma) \rightarrow PSL_2(\mathbb{R}).$$

The surface $\overline{\Sigma}$ is the convex core \mathcal{K} of the quotient of \mathbb{H}^2 (hyperbolic plane) by the action of $\Gamma := h(\pi_1(\Sigma))$. One can easily check that the following statement holds

For each $\gamma \in \pi_1(\Sigma)$ parallel to a puncture, either $h(\gamma)$ is parabolic or its axis is a boundary curve of \mathcal{K} . ()*

A faithful and discrete representation $h : \pi_1(\Sigma) \rightarrow PSL_2(\mathbb{R})$ satisfying (*) is called *admissible*. Thus, the holonomy of an admissible metric is an admissible representation. Conversely, the quotient of the convex core of an admissible representation is a finite area hyperbolic surface homeomorphic to Σ . Thus, the space $\mathcal{T}_{g,n}$ can be identified with the space of admissible representations of $\pi_1(\Sigma)$ into $PSL_2(\mathbb{R})$, up to conjugacy.

Since the fundamental group of Σ is a free group on $2g + n - 1$ generators it follows that the space of representations of $\pi_1(\Sigma)$ into $PSL_2(\mathbb{R})$ is $PSL_2(\mathbb{R})^{2g+n-1}$. Taking into account the fact that conjugate representations lead to the same metrics we see that $\dim \mathcal{T}_{g,n} = 6g - 6 + 3n$. The Teichmüller space $\mathcal{T}_{g,n}$ is a closed subset of this space with interior corresponding exactly to the metrics without cusps. The boundary of $\mathcal{T}_{g,n}$ corresponds to structures with some cusps.

2.2. Measured geodesic laminations on a hyperbolic surface with geodesic boundary. Let us fix an admissible metric $\eta \in \mathcal{T}_{g,n}$ with holonomy $h : \pi_1(\Sigma) \rightarrow PSL_2(\mathbb{R})$.

A geodesic lamination on Σ_η is a closed subset L foliated by complete geodesics. A *leaf* of L is a geodesic of the foliation, whereas a *stratum* is either a leaf or a connected component of $\Sigma_\eta \setminus L$.

Since the area of Σ_η is finite, the structure of L can be proved to be similar to the structure of a geodesic lamination on a closed surface. In particular:

- The Lebesgue measure of L is 0.
- There exists a unique partition of L in complete geodesics (that is, the support L is sufficient to encode the lamination).
- $\Sigma_\eta \setminus L$ contains finitely many connected components. Each of them is isometric to (the interior of) a finite area hyperbolic surface with geodesic boundary.

A leaf of L is a *boundary curve* if it is the boundary of some component of $\Sigma_\eta \setminus L$.

- Boundary curves are finitely many. Moreover they are dense in L .

The following lemma describes the behaviour of a geodesic lamination near a puncture.

Lemma 2.1. *For each boundary component c there exists an ε -neighbourhood U such that every leaf intersecting U must spiral around U . Moreover, leaves in $U \cap L$ are locally isolated.*

The same result holds for cusps, by exchanging ε -neighbourhoods by horoballs: for each cusp c' there exists a neighborhood U bounded by a horocycle C such that every leaf intersecting C does so orthogonally, and leaves in $U \cap C$ are locally isolated.

Proof. We prove the first part of the statement. The case with cusp is completely analogous. On the other hand the proof uses the same arguments used in [11] to describe the behaviour of a geodesic lamination (without measure) on a closed surface in a regular neighbourhood of some closed leaf.

Let $\tilde{\Sigma}_\eta = \mathcal{H}/h$ where h is the holonomy representation of $\pi_1(\Sigma)$ and \mathcal{H} is the convex core of h .

Let \tilde{L} be the pre-image of L on \mathbb{H}^2 , \tilde{c} be a pre-image of c and γ be a generator of the stabilizer of c . If d is the length of c , we may find $\varepsilon > 0$ such that if \tilde{c}' is a geodesic ε -close to \tilde{c} then the length of the projection of \tilde{c}' on c is greater than d . Thus if \tilde{c}' is at positive distance from \tilde{c} then $\gamma\tilde{c}'$ must intersect \tilde{c}' .

Thus leaves of L intersecting U_ε have to spiral around c .

Now let us prove that leaves in $U \cap L$ are locally isolated. By taking a smaller ε , we may suppose that U_ε projects on a regular neighbourhood of c . Take a leaf spiraling around c , say l , and denote by \tilde{l} a lifting of l on \mathbb{H}^2 intersecting U_ε . Suppose that between l and γl there are infinitely many leaves intersecting U_ε . Thus there are infinitely many boundary leaves. On the other hand that leaves between l and γl intersecting U_ε are not permuted by $\pi_1(\Sigma)$, so we get a contradiction. (It follows from this argument that there are finitely many boundary leaves in Σ .) \square

Transverse measures. The notion of transverse measure can be introduced as in the closed case. We say that an arc in c is transverse to L if it is transverse to the leaves of L .

A transverse measure on L is the assignment of a Borel measure μ_c on each transverse arc c such that:

- (1) The support of μ_c is $c \cap L$.
- (2) If $c' \subset c$ then $\mu_{c'} = \mu_c|_{c'}$.
- (3) If two transverse arcs are homotopic through a family of transverse arcs then their total masses are equal.

The simplest example of a geodesic lamination is a simple geodesic u . In such a case a measure μ_c is concentrated on the intersection points of c with u . The mass of each single intersection point is a number independent of c and is, by definition, the weight of u . Thus transverse measures on u are encoded by a positive number.

On closed surfaces, every measured geodesic lamination splits as the disjoint union of sub-laminations

$$L = S \cup L_1 \cup L_2 \cup \dots \cup L_k$$

such that the support of S is a finite union of simple geodesics and each leaf $l \subset L_i$ is dense in L_i .

In the case we are concerned with, things are a bit more complicated, since L is not supposed to be compact. On the other hand we have seen that near a puncture L has a simple behaviour. Notice that a consequence of Lemma 2.1 is that every geodesic in L that enters a cusp or spirals around a geodesic boundary is weighted. Thus it cannot have accumulation points in Σ . It follows that such leaves are properly embedded in Σ . So, if some regular neighbourhoods of the punctures are cut off from Σ , such leaves appear as properly embedded compact arcs.

This remark allows to find a canonical decomposition of a measured geodesic lamination.

Lemma 2.2. *If λ is a measured geodesic lamination on (Σ, μ) , then it splits as the union of sub-laminations*

$$L = B \cup S \cup L_1 \cup L_2 \cup \dots \cup L_k$$

such that B is the union of leaves that do not have compact closure in Σ , S is a union of closed geodesics. L_i is compact and every leaf l of L_i is dense in L_i .

Proof. Define first B as the union of the geodesics in the support of λ that enter any neighbourhood of the boundary. Their behaviour near the boundary is described by Lemma 2.1. Let λ' be the measured lamination obtained by removing from λ the measure supported on B .

We now consider the surface (Σ', μ') obtained by gluing two copies of (Σ, μ) along their boundary, by identifying corresponding points of the boundary on the two copies. Since the support of λ' does not enter some neighbourhood of $\partial\Sigma$, λ' lifts to a measured geodesic lamination on (Σ', μ') . Applying the known decomposition result for closed surfaces to λ' on Σ' shows that its support can be written as $S \cup L_1 \cup \dots \cup L_k$, and the result for λ follows. \square

Measured geodesic laminations with compact support are well understood. To get a complete description of a general measured geodesic lamination, we should describe complete embedded geodesics of Σ that escape from compact sets.

We have seen that every leaf l in B produces a properly embedded arc in the complement of some regular neighbourhood of the puncture. Notice that the homotopy class of this arc does not depend on the regular neighbourhood. With a slight abuse of language we say that l represents such a class.

We could expect that l is determined by its homotopy class. This is not completely true. In fact the homotopy class does not “see” in which way l winds around the boundary of Σ_η .

Lemma 2.3. *Suppose that a positive way of spiraling around each boundary component of $\overline{\Sigma}_\eta$ is fixed. Then in each homotopy class of properly embedded arcs joining two puncture of Σ , there exists a unique geodesic representative that spirals in the positive way.*

Proof. Let c_1 and c_2 be two punctures of Σ , and let h be a homotopy class of properly embedded arc joining them. c_1 and c_2 correspond to geodesic boundary components of $\overline{\Sigma}_\eta$, which we still call c_1 and c_2 . Let c'_1 be a lift of c_1 as a connected component of the (geodesic) boundary of the universal cover of $\overline{\Sigma}_\eta$, and similarly let c'_2 be a lift of c_2 as a connected component of $\partial\overline{\Sigma}_\eta$, chosen so that there is a lift h' of h as a path connecting c'_1 to c'_2 .

Any realization of h as a geodesic spiraling around c_1 and c_2 has to lift to the universal cover of $\overline{\Sigma}_\eta$ as a geodesic which is asymptotic to c'_1 and c'_2 . There are four such geodesics, depending on the choice of one of the two ends of c'_1 and one of the two ends of c'_2 . But only one of those choices corresponds to the positive spiraling direction, so there is only one geodesic realization of h' . \square

Given an admissible metric η , denote by $\mathcal{ML}_{g,n}(\eta)$ the set of measured geodesic laminations on the surface Σ_η . From Lemmas 2.2 and 2.3 it follows that if Σ_η and $\Sigma_{\eta'}$ have no cusp, then there is a natural bijection

$$(1) \quad \mathcal{ML}_{g,n}(\eta) \rightarrow \mathcal{ML}_{g,n}(\eta').$$

Actually given a measured geodesic lamination λ on $\mathcal{ML}_{g,n}(\eta)$ it is the union of a compact sub-lamination λ_c and a sub-lamination λ_b of leaves spiralling along some boundary components. Now, there is a compact measured geodesic lamination λ'_c in $\mathcal{ML}_{g,n}(\eta')$ obtained by “straightening” leaves of λ_c with respect to η' (it is possible for instance to consider Σ as included in its double and apply the analogous result for laminations in a closed surface). Moreover by Lemma 2.3 we can also straighten the lamination λ_b with respect to η , and the union of $\lambda'_c \cup \lambda'_b$ corresponds to λ via identification (1).

When η' is supposed to have some cusps, the map (1) can be defined in the same way, but it is no longer 1-to-1. The reason is that if we change the orientation of spiralling of leaves along a geodesic boundary of η that is a cusp of η' , the corresponding lamination of η' does not change at all.

In this work we will denote by $\mathcal{ML}_{g,n}$ the set of measured geodesic laminations of a hyperbolic surface with geodesic boundary (without cusps). From the above discussion this set is well-defined and for every admissible metric η we have a surjective map

$$\mathcal{ML}_{g,n} \rightarrow \mathcal{ML}_{g,n}(\eta).$$

2.3. The mass of boundary component. Given a measured geodesic lamination λ on Σ_η , the *mass* of a puncture with respect to λ is a positive number $m_\lambda(c)$ that measures how much the measured lamination is concentrated in a neighbourhood of c .

We will give the construction of $m_\lambda(c)$, when c corresponds to a geodesic boundary component of $\overline{\Sigma}_\eta$.

Fix a regular neighborhood U_ε of c such that every leaf intersecting U_ε spirals around c . For every $x \in U_\varepsilon$ consider the geodesic loop c_x with vertex at x parallel to c . We claim that the total mass of such a loop does not depend on x .

Let \mathcal{H} be the convex core of the holonomy h of Σ_η . Choose a lifting of c , say $\tilde{c} \subset \partial\mathcal{H}$ and let γ be the generator of the stabilizer of \tilde{c} in $\pi_1(\Sigma)$. If \tilde{x} is a lifting of x then the loop c_x lifts to the segment $[x, h(\gamma)x]$. Since geodesics spiraling around c lift to geodesics asymptotic to \tilde{c} , it follows that c_x intersects every such geodesic once. Since the total mass of c_x depends only on the number of intersection points of c_x with each leaf, it does not depend on x .

The same construction works when c corresponds to a cusp.

Notice that $m_\lambda(c) = 0$ if and only if there exists a neighbourhood of c avoiding L .

When c corresponds to a geodesic boundary, the total mass of c does not give information about the orientation of spiraling of leaves around c . If we choose for each boundary component a positive way of spiraling, then we can define a *signed* mass of $\overline{m}(c)$ in the following way:

- $|\overline{m}(c)| = m(c)$;
- $\overline{m}(c) > 0$ if and only if it spirals in the positive way around c .

(The second requirement makes sense because two leaves near c have to spiral in the same way.)

Let us stress that the signed mass of c can be defined only for punctures corresponding to geodesic boundary components, and it is well defined up to the choice of a positive way of spiraling.

2.4. Geodesic laminations on a pair of pants. Here we give an explicit description of the measured geodesic laminations on a hyperbolic pair of pants in terms of the signed masses. This case is relevant to what in the physics literature is known as the 3 asymptotic region black hole (see [3, 4]).

Proposition 2.4. *Fix a hyperbolic pair of pants P , and for each boundary component choose a positive way of spiraling. Then the function that associates to every measured geodesic lamination on P the signed masses of the boundary components of P is bijective.*

Proof. Denote by c_1, c_2, c_3 both the punctures of $\Sigma_{0,3}$ and the corresponding boundary curves on P .

Since simple closed curves in $\Sigma_{0,3}$ are boundary parallel, geodesic laminations do not contain a compact part. Moreover notice that there are 6 properly embedded arcs up to homotopy. Each of them is determined by its end-points. There are three arcs connecting different punctures and three arcs connecting the same puncture.

Thus there exist exactly 4 maximal systems of disjoint properly embedded arcs in $\Sigma_{0,3}$. Namely, L_0 is the union of arcs connecting different components whereas L_i (for $i = 1, 2, 3$) is the union of arcs with endpoint at c_i .

Given three positive numbers m_1, m_2, m_3 , an explicit computation shows that only one of L_i can be equipped with a system of weights which give masses equal to m_i . The system of weights is uniquely determined as well.

In particular the measures on L_0 correspond to m_1, m_2, m_3 satisfying triangular inequalities, whereas measures on L_i correspond to the case $m_i \geq m_j + m_k$. \square

3. EARTHQUAKES

In this section we recall the definition of earthquakes on hyperbolic surfaces, in a way which is adapted to hyperbolic surfaces with geodesic boundary, and show how the definition can be extended to this setting.

3.1. Earthquakes on convex subsets of \mathbb{H}^2 with geodesic boundary. Let \mathcal{H} be an *open* convex set with geodesic boundary in \mathbb{H}^2 and L be a geodesic lamination of \mathcal{H} . By definition, a stratum of L is either a leaf of L or a component of $\mathcal{H} \setminus L$. A right earthquake on \mathcal{H} with fault locus L is a (possibly discontinuous) map

$$E : \mathcal{H} \rightarrow \mathbb{H}^2$$

with the property that

- for every stratum F , there is an isometry $A(F) \in PSL_2(\mathbb{R})$ such that $E|_F = A(F)|_F$,
- given two strata F and F' the comparison map $A(F)^{-1} \circ A(F')$ is a hyperbolic transformation whose axis weakly separates F from F' and translates F' to the right as seen from F .

Given an earthquake on \mathcal{H} with fault locus L , we can equip L with a transverse measure that encodes the amount of shearing. More precisely given a path $c : [0, 1] \rightarrow \mathcal{H}$ transverse to L and given a partition $I = (0 = t_0 < t_1 < \dots < t_k = 1)$ we consider the number $\mu(c; I)$ that is the sum of the translation lengths of the comparison maps $A(F(t_{i+1}))A(F(t_i))^{-1}$ where $F(t)$ is the stratum through $c(t)$.

By a standard fact of hyperbolic geometry on the composition of hyperbolic transformations with disjoint axes, if I' is finer than I then $\mu(c; I') \leq \mu(c; I)$. Thus we can define

$$\mu(c) = \inf_I \mu(c; I) = \lim_{|I| \rightarrow 0} \mu(c; I) ,$$

and μ defines a transverse measure on L .

Thurston showed that the measured lamination $\lambda = (L, \mu)$ determines the earthquake E ([20]).

Proposition 3.1. *Given a measured geodesic lamination λ on \mathcal{H} , there is a unique earthquake (up to post-composition with isometries of \mathbb{H}^2) with shearing lamination λ .*

Contrary to the case discussed in [20] where earthquakes are bijective maps from \mathbb{H}^2 to itself, in our setting the image of the earthquake does not need to be the whole \mathbb{H}^2 . This is the reason why Proposition 3.1 holds in our setting whereas it was not true in [20].

On the other hand it is not difficult to prove that for every earthquake $E : \mathcal{H} \rightarrow \mathbb{H}^2$ the image $E(\mathcal{H})$ is a convex set with geodesic boundary because it is a connected union of geodesics and ideal hyperbolic polygons (see Lemma 8.4).

3.2. Earthquakes on $\mathcal{T}_{g,n}$. Given an admissible hyperbolic metric η on Σ , the left and right earthquakes along a measured geodesic lamination λ can be defined like in the compact case.

When the lamination is locally finite they can be described in a very simple way. The right earthquake along λ is obtained by shearing each component of $\Sigma \setminus \lambda$ to the right of the adjacent component by a factor equal to the mass of the boundary.

For the general case it is convenient to construct an equivariant earthquake on the universal covering.

The universal covering of Σ_η , say \mathcal{H} , is an open convex subset with geodesic boundary in \mathbb{H}^2 . More precisely \mathcal{H} is the convex hull of the limit set of the holonomy h of η .

The lifting of λ is a h -invariant measured geodesic lamination $\tilde{\lambda}$. Consider the right earthquake along $\tilde{\lambda}$, say

$$E : \mathcal{H} \rightarrow \mathbb{H}^2 .$$

By the invariance of $\tilde{\lambda}$, it turns out that $E \circ h(\gamma)$ is still an earthquake with shearing lamination λ .

By Proposition 3.1, for every $\gamma \in \pi_1(\Sigma)$ there is an element $h'(\gamma) \in PSL_2(\mathbb{R})$ such that

$$E \circ h(\gamma) = h'(\gamma) \circ E .$$

Proposition 3.2. *The representation h' is faithful and discrete. The quotient \mathbb{H}^2/h' is homeomorphic to Σ . The map E induces to the quotient a piece-wise isometry*

$$E'_\lambda : \Sigma_\eta \rightarrow E(\mathcal{H})/h'$$

The surface $E(\mathcal{H})/h'$ coincides with the convex core of \mathbb{H}^2/h' (it is in particular an admissible surface).

Proof. First notice that h' is discrete. Indeed let p be some point contained in the interior of some 2-dimensional stratum F of $\tilde{\lambda}$. Now the h' -orbit of $E(p)$ accumulates at $E(p)$ if and only if the h' -orbit of p accumulates at $E(p)$. This shows that the orbit of $E(p)$ is discrete. Thus h' is a discrete representation. Since the earthquake map is injective, it turns out that h' is faithful.

To prove that $\mathbb{H}^2/h' \cong \Sigma$, notice that h and h' are connected by a path of faithful and discrete representations. Namely let h_t be the representation corresponding to the earthquake along $t\lambda$.

To conclude the proof we have to check that $E(\mathcal{H})$ is the convex hull of the limit set of h' . Let \tilde{U} be the lifting on \mathcal{H} of a regular neighbourhood of punctures in Σ_η . A simple argument shows $\mathcal{H} \setminus \tilde{U}$ is sent by E to a subset with compact quotient.

Thus, it is sufficient to show that there is a constant M , such that for any point p close to a puncture x there exists a loop centered at p , parallel to the puncture, whose length is bounded by M .

Take the geodesic loop γ of Σ_η centered at p and parallel to x . Notice that γ meets only a finite number of leaves of L .

The image of γ via E_λ^r is a union of geodesic arcs γ_i whose end-points x_i, y_i lie on $E_\lambda^r(L)$. The piece-wise geodesic loop

$$\hat{\gamma} = \gamma_0 * [y_0, x_1] * \gamma_1 * [y_1, x_2] * \dots * \gamma_N$$

is parallel to x . Notice that the sum of the lengths of γ_i is equal to the length of γ , whereas the length of the segment $[y_i, x_{i+1}]$ is equal to the mass of the corresponding leaf. Thus the length of $\hat{\gamma}$ is equal to the sum of the length and the mass of γ . \square

We say that $E(\mathcal{H})/h'$ is obtained by a right earthquake of Σ_η along λ and we denote it by $E_\lambda^r(\Sigma_\eta)$.

We have seen that a lamination on Σ_η is the disjoint union of a compact part, say λ_c , and a finite union of leaves that spirals around boundary components or enter cusps, say λ_b . The earthquake along λ can be regarded as the composition of the earthquake along λ_c and the earthquake along λ_b : more precisely we have to compose the earthquake along λ_c with the earthquake along $\hat{\lambda}_b$ that is the image of λ_b in $E_\lambda^r(\Sigma_\eta)$.

The earthquake along λ_c can be easily understood: we approximate λ_c by weighted multicurves. Then the earthquake along λ_c is the limit of the fractional Dehn twists along these weighted multicurves. Notice that the earthquake along λ_c does not change the length of any boundary component.

The earthquake along λ_b can be described in the following way. We cut the surface (only the interior of Σ_η) along the leaves of λ_b and we get a surface $\hat{\Sigma}$ with geodesic boundary. Since λ_b is locally finite in Σ_η , every leaf of λ_b corresponds to exactly two boundary components of $\hat{\Sigma}$. Then we glue back the boundary components corresponding to the same leaf l , composing the original glueing with a right translation of factor equal to the weight of l .

Opposite to the previous case, the earthquake along λ_b changes the length of the boundary components (and may transform cusps in geodesic boundary components). In the next section we determine the length of a boundary component after the earthquake.

3.3. Boundary length and spiraling orientation after an earthquake. The mass of a boundary component c for a measured lamination λ is in direct relation with the variation of the length of c under an earthquake along λ , and also with the way λ spirals on c . Indeed the image λ' of λ by the right earthquake E_λ^r is well-defined, but it might spiral on c differently from λ .

Let us choose an explicit way of spiralling around each boundary curve in the following way. An orientation is induced by P on its boundary. If l spirals around some c_i then an orientation is induced on l by the orientation on c_i . Namely l_i is oriented in such a way that the nearest-point retraction on c_i (that is well-defined in a neighbourhood of c_i) is orientation preserving. Notice that if l spirals around c_i and c_j the orientations induced on l may disagree.

Then we say that l spirals in a positive way around c_i if it goes closer and closer to l . We call it the *standard spiraling orientation*, and we will refer to it throughout this paper.

Proposition 3.3. *Let a be the length of c in Σ_η , and let a' be the length of the corresponding boundary component after a left earthquake along λ , in $E_\lambda^r(\Sigma_\eta)$.*

- (1) $a' = a + m$ if λ spirals around c in the positive way, $a' = |a - m|$ if λ spirals around c in the negative way.
- (2) If λ spirals in the positive direction, so does λ' . If λ spirals in the negative direction, then λ spirals in the negative direction if $m < a$, in the positive direction if $m > a$.

- (3) $E_\lambda^r(\Sigma_\eta)$ has a cusp at the boundary component corresponding to c if and only if λ spirals in the negative direction at c and its mass m is equal to the length a of c in η .

Proof. Let us consider the lifting of E_λ^r to the universal covering

$$E : \mathcal{H} \rightarrow \mathcal{H}' .$$

Let \tilde{c} be a lifting of c . We can choose coordinates on \mathbb{H}^2 such that \tilde{c} is the geodesic from 0 to ∞ and \mathcal{H} is contained in the region $\{(x, y) | x < 0, y > 0\}$.

Suppose that λ spirals in the positive way around c . This means that there is an ϵ -neighbourhood U of \tilde{c} such that every leaf intersecting U goes to ∞ .

Let $\gamma \in \pi_1(\Sigma)$ be a positive representative of the peripheral loop around c . We have that $h(\gamma)$ can be written in a suitable basis as $\begin{pmatrix} e^a & 0 \\ 0 & e^{-a} \end{pmatrix}$. Fix a stratum F intersecting U , then the comparison isometry between F and $h(\gamma)(F)$ is the composition of hyperbolic translations with attractive fixed point equal to ∞ . It is not difficult to see that the comparison isometry is represented by the $SL_2(\mathbb{R})$ matrix $\begin{pmatrix} e^m & * \\ 0 & e^{-m} \end{pmatrix}$. Since $h'(\gamma)$ is the composition of the comparison isometry with $h(\gamma)$. This shows that the translation length of $h'(\gamma)$ is $a + m$.

Moreover notice that ∞ is the attractive fixed point of $h'(\gamma)$ and that $E^r(l)$ ends at ∞ for every leaf l that ends at ∞ . This show that the image lamination spirals in positive way around c .

The other cases can be obtained by similar computations. \square

The computation of the proof of Proposition 3.3 can also be found in [19] in the special case of a pair of pants, and in [7] in the slightly different setting of shear coordinates. The same proposition also holds – with positive and negative orientations reversed – for a left earthquake.

Earthquakes on a pair of pants. One could wonder whether the analog of Theorem 1.1 holds also for $\mathcal{T}_{g,n}$, that is, given $F, F' \in \mathcal{T}_{g,n}$ there exists a unique $\lambda \in \mathcal{ML}_{g,n}$ such that the left earthquake along λ transforms F into F' . A classical example due to Thurston shows that this is not the case on a hyperbolic pair of pants. In this section we will focus on that example. Since explicit computations are possible we get a complete picture about earthquakes. In the next sections we will see that the same picture, suitably expanded, holds for general surfaces.

Let Σ be the thrice-punctured sphere and let c_1, c_2, c_3 denote the punctures. It is well known that a hyperbolic metric with geodesic boundary on Σ is determined by three positive numbers a_1, a_2, a_3 corresponding to the lengths of the three boundary components. Moreover when $a_i \rightarrow 0$, the corresponding geodesic boundary component degenerates to a cusp. Thus $\mathcal{T}_{0,3}$ is parametrized by a triple of non-negative numbers. Let $P(a_1, a_2, a_3)$ denote the element of $\mathcal{T}_{0,3}$ corresponding to the triple (a_1, a_2, a_3) .

We have seen in Proposition 2.4 that each measured geodesic lamination on P is determined by three real numbers (the signed masses with respect to the standard spiralling orientation). Denote by $\lambda(m_1, m_2, m_3)$ the lamination corresponding to the triple m_1, m_2, m_3 . Then the surface obtained by the right earthquake along $\lambda(m_1, m_2, m_3)$ on $P(a_1, a_2, a_3)$ is

$$P(|a_1 + m_1|, |a_2 + m_2|, |a_3 + m_3|)$$

whereas the surface obtained by a left earthquake is

$$P(|a_1 - m_1|, |a_2 - m_2|, |a_3 - m_3|) .$$

Notice that this formulas makes sense also when some $a_i = 0$. In fact in such a case they depend only on $|m_i|$ (we have previously remarked that it is not possible to define a signed mass corresponding to a cusp).

It follows from those formulas that two hyperbolic pairs of pants (without cusps) are related by 8 earthquakes. In fact for each i we can choose in arbitrary way the corresponding sign of m_i .

Let us focus on some points.

- (1) Given two hyperbolic pairs of pants $P_0 = P(a_1, a_2, a_3)$ and $P_1 = P(b_1, b_2, b_3)$ there exists a unique lamination λ such that $E_\lambda^r(P_0) = P_1$ and the path $E_{t\lambda}^r(P_0)$ is contained in the interior of $\mathcal{T}_{3,0}$, for $t \in [0, 1]$. Namely $\lambda = \lambda(b_1 - a_1, b_2 - a_2, b_3 - a_3)$.
- (2) Take a measured geodesic lamination $\lambda = \lambda(m_1, m_2, m_3)$ and suppose $m_1 < -a_1$. Consider the earthquake path

$$P_t = E_{t\lambda}^r P(a_1, a_2, a_3) \quad \lambda_t = \mathcal{E}_{t\lambda}(\lambda)$$

for $t \in [0, 1]$. It has a critical value at $t_0 = -m_1/a_1$. Let us give a picture of the behaviour of P_t near t_0 . For $t = t_0 - \varepsilon$ the geodesic boundary c_1 is very small and by consequence there is a “big” regular neighbourhood U (that is the distance of ∂U from c_1 is big). The geodesic lamination spirals in the positive direction, but it looks almost unwind. At time t_0 the geodesic boundary has disappeared and we have a cusp. The geodesic lamination is completely un-winded. As t becomes greater than t_0 , c_1 turns out to be a geodesic boundary component, but this time the geodesic lamination spirals in the opposite direction.

- (3) Let $\hat{\mathcal{T}}_{3,0}$ be the space of admissible hyperbolic structures on Σ equipped with a positive spiraling orientation on each boundary component, that is, the enhanced Teichmüller space of the thrice-punctured sphere. Notice that this space could be identified with \mathbb{R}^3 . In fact each such surface is determined by three non-negative numbers (the lengths) and a certain number of “signs” corresponding to non-zero numbers. $\mathcal{T}_{3,0}$ could be regarded as the quotient of $\hat{\mathcal{T}}_{3,0}$ by the action of the group $G = (\mathbb{Z}^2)^3$, generated by the symmetries along coordinates planes.
- (4) Take an element $P_0 = P(a_0, a_1, a_2) \in \hat{\mathcal{T}}_{3,0}$ (notice that $a_i \in \mathbb{R}$). Given a measured geodesic lamination λ with signed mass (with respect to the spiraling orientation of P_0) equal to m_1, m_2, m_3 we can notice that the signed masses with respect to the *canonical* spiraling orientation are given by

$$\hat{m}_i = \text{sign}(a_i)m_i.$$

- (5) Suppose all $a_i \neq 0$ (that is P_0 is a pair of pants). Then a spiraling orientation can be pushed forward on the surface $E_\lambda^r(P_0)$: namely a curve $c \subset E_\lambda^r(P_0)$ spirals in positive direction around c_i iff so does its pre-image in P_0 . Thus earthquakes “lift” to a map

$$\mathcal{E}_\lambda : \hat{\mathcal{T}}_{3,0} \setminus \{\text{structures with cusp}\} \rightarrow \hat{\mathcal{T}}_{3,0}.$$

If b_1, b_2, b_3 are the real parameters corresponding to $\mathcal{E}_\lambda(P_0)$ we have

$$\begin{aligned} |b_i| &= ||a_i| - \hat{m}_i| = |a_i - m_i| \\ \text{sign}(b_i) &= \text{sign}(a_i)\text{sign}(|a_i| - \hat{m}_i) = \text{sign}(a_i - m_i) \end{aligned}$$

so we get the simple formula

$$b_i = a_i - m_i .$$

In particular \mathcal{E}_λ extends on the whole of $\hat{\mathcal{T}}_{0,3}$. Notice that if P_0 has a cusp in c_1 then the orientation of $\mathcal{E}_\lambda(P_0)$ in c_1 depends only on the sign of m_i .

- (6) \mathcal{E}_λ is not G -equivariant on $\hat{\mathcal{T}}_{3,0}$. On the other hand it is uniquely determined by the following conditions:
 - if $\mathcal{T}_{3,0}$ is identified with the subset of $\hat{\mathcal{T}}_{3,0}$ corresponding to triples (a_1, a_2, a_3) with $a_k \geq 0$, then $\pi \circ \mathcal{E}_\lambda = E_\lambda^r$ (where $\pi : \hat{\mathcal{T}}_{3,0} \rightarrow \mathcal{T}_{3,0}$ is the projection).
 - \mathcal{E}_λ is a flow, that is $\mathcal{E}_{t\lambda} \circ \mathcal{E}_{t'\lambda} = \mathcal{E}_{(t+t')\lambda}$ for $t, t' > 0$.
- (7) On $\hat{\mathcal{T}}_{0,3}$ the earthquake theorem holds. That is there exists a unique right earthquake joining two points in $\hat{\mathcal{T}}_{3,0}$.

In the next sections we will see that the same picture holds for any surface $\Sigma_{g,n}$. The key ingredient to get such a generalization is to relate earthquakes to bent surfaces in the multi-black holes that are defined in the next section. The relation between earthquakes and bent surfaces will be obtained by generalizing the Mess argument in the closed case. The main difference will be that in a multi-black hole there are (finitely) many bent surfaces (in contrast in the closed case where there is a unique one).

4. THE GEOMETRY OF ANTI DE SITTER SPACE

We collect in this section, for the reader's convenience, some basic facts on the geometry of the 3-dimensional AdS space, as can be found in particular in [17, 2].

The AdS space and its conformal boundary. Let $\mathbb{R}^{2,2}$ denote \mathbb{R}^4 equipped with the standard bilinear symmetric form, say $\langle \cdot, \cdot \rangle$, of signature $(2, 2)$.

Let us consider the set of negative unit vectors:

$$X := \{x \in \mathbb{R}^{2,2} \mid \langle x, x \rangle = -1\}.$$

Since the tangent plane at x of X is the linear plane orthogonal to x with respect to $\langle \cdot, \cdot \rangle$, the induced symmetric form on X has Lorentzian signature.

The projection

$$\pi : X \rightarrow \mathbb{R}P^3$$

is a 2 : 1 covering on its image. By definition, the (projective model of) Anti de Sitter space is the image of X :

$$AdS_3 := \pi(X) = \{[x] \in \mathbb{R}P^3 \mid \langle x, x \rangle < 0\}.$$

Since the covering transformation of π preserves the metric, a Lorentzian metric is defined on AdS_3 . It is a geodesically complete Lorentzian manifold of constant curvature -1 . (Some authors define the AdS space as the double cover of the AdS_3 space defined here, but this only introduces minor differences in the notations.)

Notice that AdS_3 is an open domain in $\mathbb{R}P^3$ whose boundary is the projective quadric

$$\partial_\infty AdS_3 := \{x \in \mathbb{R}P^3 \mid \langle x, x \rangle = 0\}.$$

This quadric is a doubly ruled surface: this precisely means that there are two foliations \mathcal{F}_l and \mathcal{F}_r on $\partial_\infty AdS_3$ whose leaves are projective lines and such that the intersection of a leaf $l \in \mathcal{F}_l$ with a leaf $l' \in \mathcal{F}_r$ is exactly one point.

Topologically $\partial_\infty AdS_3$ is a torus and it disconnects $\mathbb{R}P^3$ in two solid tori. It is possible to orient the leaves of each foliation \mathcal{F}_l and \mathcal{F}_r in such a way that if c_l and c_r denote respectively the homology classes of the oriented leaves of the two foliations then the meridian corresponding to AdS_3 is homologous to $\pm(c_l + c_r)$ and the meridian corresponding to the complement of AdS_3 is homologous $\pm(c_r - c_l)$. There are two possible way to choose such orientations. We fix arbitrary one of these choices. We consider on the boundary of AdS_3 the orientation such that if e_l is a positive vector tangent to the left foliation at p and e_r is the positive vector tangent to the right foliation then (e_l, e_r) is a positive basis of $T_p \partial_\infty AdS_3$. Moreover we consider on AdS_3 the orientation that is compatible with the orientation of the boundary.

The space AdS_3 is not simply connected. Nevertheless, isometries act transitively on the orthonormal frames. This implies that every Lorentzian manifold of constant curvature -1 is equipped with a $(Isom_0, AdS_3)$ -structure.

Geodesics in AdS_3 are projective lines. There is a fairly simple way to distinguish timelike from spacelike geodesics. In fact timelike geodesics correspond to projective lines entirely contained in AdS_3 . They are closed simple lines of length π . Lightlike lines correspond to projective lines that are tangent to the boundary. Finally spacelike lines correspond to projective lines that meet the boundary in two different points. They are open geodesics of infinite length.

As a consequence, totally geodesic planes are obtained by intersecting AdS_3 with projective planes. Still in this case there is a topological way to distinguish spacelike planes from timelike and lightlike planes. Indeed lightlike planes correspond to projective planes tangent to $\partial_\infty AdS_3$ (that intersects the boundary along two leaves). Timelike planes are topologically Moebius bands (they cut $\partial_\infty AdS_3$ along a meridian of the exterior of AdS_3). Finally spacelike planes are compression disks (and they cut $\partial_\infty AdS_3$ along a meridian of AdS_3).

Notice that any spacelike plane P can be oriented by requiring that its trace at infinity with the induced orientation is homologous to $c_l + c_r$. This is called the positive orientation of P . We fix the following time-orientation on AdS_3 : a timelike vector v at some point $p \in AdS_3$ is future-pointing, if it induces on the spacelike plane P through p orthogonal to v the positive orientation.

Intrinsically a spacelike plane is isometric to \mathbb{H}^2 . Indeed it is a simply connected geodesically complete surface of constant curvature -1 . Moreover it can be shown that every isometry between \mathbb{H}^2 and a plane P_0 extends to a projective map

$$r : \mathbb{R}P^2 \rightarrow \mathbb{R}P^3$$

(where we are using the projective model of \mathbb{H}^2).

In particular r identifies $\partial\mathbb{H}^2$ with $\partial_\infty P_0$. We can consider the maps

$$\partial\mathbb{H}^2 \rightarrow \mathcal{F}_l \quad \partial\mathbb{H}^2 \rightarrow \mathcal{F}_r$$

that associated to a point $p \in \partial\mathbb{H}^2 = \partial_\infty P_0$ the left and the right leaves through it. By transversality both maps are local homeomorphisms and for homological reasons they have degree one, so these maps are homeomorphisms. This precisely means that every leaf of \mathcal{F}_l (resp. \mathcal{F}_r) meets $\partial\mathbb{H}^2$ exactly in one point.

We fix once and for all an isometric totally geodesic embedding

$$r_0 : \mathbb{H}^2 \rightarrow P_0$$

and we consider the induced identification $\partial_\infty AdS_3$ and $\partial\mathbb{H}^2 \times \partial\mathbb{H}^2$. Namely any point $p \in \partial_\infty AdS_3$ is identified to the pair $(x_l(p), x_r(p))$ where $x_l(p)$ (resp. $x_r(p)$) is the intersection of the left (resp. right) leaf through p with $\partial\mathbb{H}^2 = \partial_\infty P_0$.

Since isometries of AdS_3 are projective maps that leave $\partial_\infty AdS_3$ invariant, then preserve the double ruling of $\partial_\infty AdS_3$. In particular the action of $Isom_0$ on $\partial\mathbb{H}^2 \times \partial\mathbb{H}^2$ is diagonal: for every $f \in Isom_0$ we have $f(x, y) = (a_l(f)(x), a_r(f)(x))$ where $a_l(f)$ and $a_r(f)$ are homeomorphism of $\partial\mathbb{H}^2$.

Lemma 4.1. [2] *The maps $a_l(f)$ and $a_r(f)$ extends to isometries of \mathbb{H}^2 . In particular $a_l(f), a_r(f) \in PSL_2(\mathbb{R})$.*

By this lemma a homomorphism

$$a : Isom_0 \ni f \mapsto (a_l(f), a_r(f)) \in PSL_2(\mathbb{R})^2$$

is pointed out. If $a_l(f) = a_r(f) = Id$, it turns out that f fixes $\partial_\infty AdS_3$. Since f is a projective map, it follows that $f = Id$. Thus a is injective. Since both $Isom_0$ and $PSL_2(\mathbb{R})^2$ have dimension 6, it follows that a is also surjective, thus it is an isomorphism.

From now on, we use the map a to state an identification between $PSL_2(\mathbb{R}) \times PSL_2(\mathbb{R})$ and $Isom_0$.

Remark 4.2. *The identification between $\partial_\infty AdS_3$ with $\partial\mathbb{H}^2 \times \partial\mathbb{H}^2$ is well-defined once we fix a totally geodesic embedding $r_0 : \mathbb{H}^2 \rightarrow AdS_3$.*

The map r_0 is unique up to post-composition with isometries of AdS_3 . It follows that the identifications between $\partial_\infty AdS_3$ and $\partial\mathbb{H}^2 \times \partial\mathbb{H}^2$ and between $Isom_0$ and $PSL_2(\mathbb{R}) \times PSL_2(\mathbb{R})$ are uniquely determined up to isometries of AdS_3 .

Spacelike planes are determined by their intersection with $\partial_\infty AdS_3 = \partial\mathbb{H}^2 \times \partial\mathbb{H}^2$. By our description it turns out that the trace at infinity of any spacelike plane is the graph of of some map $A \in PSL_2(\mathbb{R})$.

Indeed by definition the trace at infinity of our fixed plane P_0 corresponds to the diagonal of $\partial\mathbb{H}^2 \times \partial\mathbb{H}^2$. If P is any other plane, there is an isometry f of AdS_3 such that $f(P_0) = P$. Thus by definition $\partial_\infty P = \{(a_l(f)x, a_r(f)x) | x \in \partial\mathbb{H}^2\}$. By setting $y = a_l(f)x$ we can also write

$$\partial_\infty P = \{(y, a_r(f)a_l(f)^{-1}y) | y \in \partial\mathbb{H}^2\}.$$

that is, $\partial_\infty P$ is the graph of $a_r(f)a_l(f)^{-1}$.

Eventually spacelike planes are parameterized by elements in $PSL_2(\mathbb{R})$. Given $A \in PSL_2(\mathbb{R})$ we denote by P_A the plane whose trace at infinity is the graph of A .

By this description, it is clear that given two planes P, Q there is a unique A in $PSL_2(\mathbb{R})$ such that $(1, A) \cdot P = Q$. Moreover the stabilizer of every plane is conjugated to the diagonal subgroup into $PSL_2(\mathbb{R}) \times PSL_2(\mathbb{R})$.

In what follows we will also use the following

Lemma 4.3. *The map*

$$\partial\mathbb{H}^2 \ni x \mapsto (x, Ax) \in \partial P_A$$

extends uniquely to an isometry $r_A : \mathbb{H}^2 \rightarrow P_A$.

Proof. It is sufficient to define $r_A = (1, A) \circ r_0$. □

Bending angles between spacelike planes. In Lorentzian geometry there is a natural definition of angles between future-oriented timelike vectors. Indeed the set of future-oriented unit timelike tangent vectors at a point p of some Lorentzian manifold X , say H_p , is isometric to \mathbb{H}^2 . If v, w lie in H_p we can define the angle between v and w as the distance in H_p of v and w . By a classical formula of hyperbolic geometry, it turns out that this angle is

$$\cosh^{-1}|\langle v, w \rangle|.$$

Notice that the definition is quite similar to the classical definition of angles in Riemannian geometry, the main difference being that the angle is a well-defined number in $[0, +\infty)$.

If P and Q are spacelike totally geodesic planes in AdS_3 meeting along a geodesic l , then their future-oriented unit normal vector fields are parallel along l . Thus we can define the bending angle between P and Q as the angle between those vector fields.

If l is oriented we can also define a signed bending angle between P, Q . Indeed, given a point $p \in l$, let $v, u, w \in TAdS_3$ be respectively the positive unit tangent vector along l , the future-pointing unit normal vector of P and the future pointing unit normal vector of Q . We say that the angle between P and Q is positive if the vectors v, u, w form a positive basis of AdS_3 . It can be shown that the signed angle is

$$\alpha(P, Q) = \sinh^{-1}\omega_p(v, w, u)$$

where ω is the volume-form on AdS_3 . Notice that by definition the angle is skew-symmetric and it depends on the choice of the orientation of l .

The conformal structure on $\partial_\infty AdS_3$. Let us identify $\partial_\infty AdS_3$ with $\partial\mathbb{H}^2 \times \partial\mathbb{H}^2$. If θ and ϕ denote positive-oriented parameters on each copy of $\partial\mathbb{H}^2$, then we can consider the Lorentzian metric $\eta = d\theta d\phi$ on $\partial_\infty AdS_3$. The conformal class of η is independent of the choice of coordinates and the group $PSL_2(\mathbb{R})^2$ acts conformally on $\partial\mathbb{H}^2 \times \partial\mathbb{H}^2$.

Intrinsically the conformal structure on $\partial_\infty AdS_3$ is characterized by the fact that isotropic directions are tangent to the leaves of the double ruling on $\partial_\infty AdS_3$. Indeed it can be shown that the conformal structure on $\partial_\infty AdS_3$ is asymptotic in the following sense: if p_n is a sequence in AdS_3 converging to $p \in \partial_\infty AdS_3$ and $v_n \in T_{p_n} AdS_3$ is a sequence of timelike vectors converging to $v \in T_p(\partial_\infty AdS_3)$, then v is not spacelike.

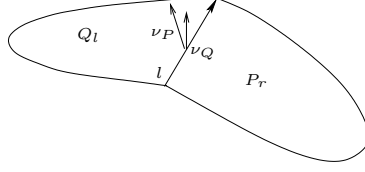
5. EARTHQUAKES AND BENT SURFACES IN AdS_3

5.1. Bent surfaces in AdS_3 . An embedded topological surface $S \subset AdS_3$ is achronal if geodesics joining two points of S are not timelike¹.

If S is achronal then every small neighbourhood U of any point $p \in S$ is disconnected by S in two components: one is the future of S in U and the other is the past of S in U . We say that S is *past convex* (resp. *future convex*) if there is a family of neighbourhoods $\{U_i\}$ that cover S and such that for every $p, q \in S \cap U_i$ the geodesic segment joining p to q does not contain points in the future (resp. in the past) of S in U_i .

The surface S is past convex iff for every point $p \in S$ there is a spacelike plane P such that $P \cap S$ is a convex set of P , and planes obtained by moving P slightly in the future do not meet $U_i \cap S$. We say that P is a support plane for S in p . Notice that in general there are several support planes passing through a point $p \in S$.

¹This definition is different from the standard definition of achronality in Lorentzian geometry – in fact achronality does not make sense in AdS_3 since the future of every point is the whole AdS_3 . On the other hand, if S is achronal in this sense, then it is achronal in the standard sense in some neighbourhood



Remark 5.1. Let $l = P \cap Q$ be oriented so that $\alpha(P, Q) > 0$. Consider the component, of $P \setminus l$, say P_r , on the right side of l and the component of $Q \setminus l$, say Q_l , on the left side of l . Then the surface

$$S = P_r \cup l \cup Q_l$$

is past convex. In fact we need to check the convexity only around points on l . But if we slightly move P in the future then the intersection with both P_r and Q_l is empty.

A past bent surface (resp. future bent surface) in AdS_3 is a topological embedding

$$b : \mathcal{H} \rightarrow AdS_3$$

where \mathcal{H} is an open convex subset of \mathbb{H}^2 with geodesic boundary and b satisfies the following conditions:

- There is a geodesic lamination L of \mathcal{H} such that the restriction of b on each connected component of $\mathcal{H} \setminus L$ is isometric and totally geodesic.
- Each leaf of L is isometrically sent to a geodesic of AdS_3 .
- The image of b is past convex (resp. future convex).

Remark 5.2. A natural question is whether the map b extends to the boundary. If a boundary component l of \mathcal{H} is a boundary component of some stratum of L then it is clear that b extends on l .

Instead, if there is a sequence of leaves $l_n \in L$ converging to l , then there are several possibilities:

- (1) $b(l_n)$ converges to a spacelike geodesic in AdS_3 ;
- (2) $b(l_n)$ converges to a point in $\partial_\infty AdS_3$;
- (3) $b(l_n)$ converges to a lightlike segment in $\partial_\infty AdS_3$.

It is then clear that not in all cases the map b can be extended on the boundary.

There is a transverse measure on L that encodes the amount of bending along L . When L is locally finite, there is a fairly simple way to describe this measure. Given a leaf l there are exactly two regions F, F' bounded by l , then the weight of l is simply the bending angle between the spacelike planes containing $b(F)$ and $b(F')$. In the general case the measure is defined by an approximation argument using the fact that if P, Q, R are spacelike planes such that the intersection $P \cap Q$ lies above R , then the bending angle between P and Q is greater than the sum of bending angles between P and R and between R and Q (see [5] to check details).

If $c : [0, 1] \rightarrow \mathcal{H}$ is a path transverse to L then for every partition $I = (t_0 = 0 < t_1 < \dots < t_k = 1)$ one defines $\mu(c; I)$ as the sum of the bending angles between support planes at $b(c(t_i))$ and $b(c(t_{i+1}))$. If I' is finer than I , the property expressed above shows that $\mu(c, I') \leq \mu(c, I)$, so the mass of c is defined as

$$\mu(c) = \inf_I \mu(c; I) = \lim_{|I| \rightarrow 0} \mu(c; I) .$$

5.2. From earthquakes to bent surfaces. Given two metrics η_l and η_r in $\mathcal{T}_{g,n}$ let $h_l, h_r : \pi_1(\Sigma) \rightarrow PSL_2(\mathbb{R})$ be the corresponding holonomies. We consider the isometric action of $\pi_1(\Sigma)$ on AdS_3 given by the product holonomy

$$(h_l, h_r) : \pi_1(\Sigma) \rightarrow PSL_2(\mathbb{R}) \times PSL_2(\mathbb{R}) .$$

In this section we will associate to every right earthquake transforming Σ_{η_l} into Σ_{η_r} a past bent surface that is invariant under the representation (h_l, h_r) and we will show that this bent surface is sufficient to recover the earthquake.

Take a measured geodesic lamination λ on Σ_{η_l} such that the right earthquake along λ transforms Σ_{η_l} to Σ_{η_r} :

$$E_\lambda^r : \Sigma_{\eta_l} \rightarrow \Sigma_{\eta_r}.$$

The lifting of E_λ^r to the universal covering is a map

$$\tilde{E} : \mathcal{H}_l \rightarrow \mathbb{H}^2$$

that satisfies the following properties, already mentioned in the previous section.

- The image of \tilde{E} is the universal cover \mathcal{H}_r of Σ_{η_r} .
- $\tilde{E} \circ h_l(\gamma) = h_r(\gamma) \circ \tilde{E}$.
- The image of \tilde{E} is the convex hull of the limit set of h_r .
- For every component F of $\mathbb{H}^2 \setminus \tilde{\lambda}$ there is an element $A = A(F)$ in $PSL_2(\mathbb{R})$ such that $\tilde{E}|_F = A|_F$.
- $A(h_l(\gamma)(F)) = h_r(\gamma) \circ A(F)$.
- If F, F' are two components of $\mathcal{H} \setminus \tilde{\lambda}$ then the comparison isometry $B^* = A(F)^{-1} \circ A(F')$ is a hyperbolic transformation whose axis separates F from F' . If the axis l of B^* is oriented from the repulsive fixed point towards the attractive fixed point, then F' is on the left side of l whereas F is on the right side.
- If F and F' are adjacent then the axis of B^* is the common edge e and the translation length of B^* is the weight of e .

Given any component F in $\mathcal{H}_l \setminus \tilde{\lambda}$ let us take the set of its ideal vertices $\{x_i\} \subset \partial\mathbb{H}^2$. Setting $A = A(F)$, we can consider on the plane P_A the convex hull of the set $\{(x_i, Ax_i)\}$, that is a spacelike geodesic polygon in AdS_3 , say $K(F)$.

Let S be the closure of the union of all $K(F)$'s.

Proposition 5.3. *S is a future convex bent surface in AdS_3 that is invariant under the action of $\pi_1(S)$.*

Moreover if \mathcal{H} denotes the universal covering of $E_{\lambda/2}^r(\Sigma_{\eta_l})$ then there is a bending map

$$\iota : \mathcal{H} \rightarrow S$$

that is equivariant under the $\pi_1(\Sigma)$ -action.

The bending lamination associated to ι is the image through the earthquake map $E : \mathcal{H}_l \rightarrow \mathcal{H}$ of the lamination $\tilde{\lambda}/2$.

To prove Proposition 5.3 we need the following elementary facts of AdS geometry, the proofs can be found in [5].

Lemma 5.4. *Let l be a complete geodesic line in AdS_3 with endpoints $p = (x, y)$ and $q = (x', y')$. Let s_l, s_r be respectively the geodesics of \mathbb{H}^2 with end-points x, x' and y, y' .*

The connected component of the stabilizer of l in $PSL_2(\mathbb{R}) \times PSL_2(\mathbb{R})$ is the set of pairs (A, B) where A is a hyperbolic transformation with axis s_l and B is a hyperbolic transformation with axis s_r .

Let us orient l, s_l and s_r in such a way that the corresponding starting points are respectively $(x, y), x$ and y . Given a transformation with axis A (resp. B) let $t(A) \in \mathbb{R}$ (resp. $t(B)$) denote the signed translation length ($t(A)$ is positive if x is the repulsive fixed point, negative otherwise). Then the transformation (A, B) acts as a translation on l of factor $(t(A) + t(B))/2$. The rotation angle of (A, B) along l is $(t(B) - t(A))/2$.

Definition 5.5. *If (A, B) preserves l , the rotation angle of (A, B) along l is the signed bending angle formed by a spacelike plane P containing l with its image $(A, B) \cdot P$.*

We prove now Proposition 5.3.

Proof of Proposition 5.3. We prove the statement assuming that λ is locally finite. The general case will follow by an approximation argument.

For each face of $\mathcal{H}_l \setminus \tilde{\lambda}$ let $r_F : \mathbb{H}^2 \rightarrow AdS_3$ be the isometric embedding whose trace at infinity is the map

$$x \mapsto (x, A(F)x)$$

Clearly we have that $K(F) = r_F(F)$.

Give two strata F, F' we have that $r_{F'} = (1, B) \circ r_F$ where $B = A(F') \circ A(F)^{-1}$. Thus $K(F')$ is obtained by applying the transformation $(1, B)$ to $r_F(F')$.

Notice that $B = A(F)B^*A(F)^{-1}$ where $B^* = A(F)^{-1}A(F')$ is the comparison isometry.

Let l be the image through r_F of the axis of B^* , that is the geodesic with end-points $p_- = (x_-(B^*), A(F)x_-(B^*)) = (x_-(B^*), x_-(B))$ and $p_+ = (x_+(B^*), A(F)x_+(B^*)) = (x_+(B^*), x_+(B))$. Notice that both p_- and p_+ are fixed by $(1, B)$. Thus l is left invariant by $(1, B)$.

Now if P_l and P_r denote the half-planes bounded by l on $P_{A(F)}$, then $K(F) = r_F(F)$ is contained in P_r whereas $r_F(F')$ is contained in P_l .

We can conclude that

$$(2) \quad K(F) \cup K(F') \subset P_r \cup (1, B)P_l .$$

This shows that if F and F' are not adjacent, then $K(F)$ and $K(F')$ are disjoint. When F and F' meet along a line, this line is the axis of B , so $K(F)$ and $K(F')$ meet along the line l . In this case by Lemma 5.4, the bending angles formed along l between $K(F)$ and $K(F')$ is equal to $t(B)/2 = t(B^*)/2$, that is to one half the mass of the line $F \cap F'$

Since $P_r \cup (1, B)P_l$ is achronal, it turns out that S is achronal.

Notice that we have that

$$K(h_l(\gamma)(F)) = (h_l(\gamma), h_r(\gamma))K(F)$$

thus S is invariant.

In order to show that S is a past bent surface, we need to construct the bending map.

We could try to glue the maps r_F . However if F and F' are adjacent, for p in $F \cap F'$ we have

$$r_{F'}(p) = (1, B)r_F(p) .$$

Notice that both $r_F(p)$ and $r_{F'}(p)$ are contained in the geodesic l described above. On the other hand, by Lemma 5.4 the transformation $(1, B)$ acts by a translation of factor $t(B)/2$ on l . Thus the maps r_F do not glue to an isometric map from \mathcal{H}_l into AdS_3 .

On the other hand, these maps can be glued if each component of $\mathcal{H}_l \setminus \tilde{\lambda}$ is identified to the adjacent components through a right translation of length equal to the mass of the corresponding edge divided by 2. This shows that the maps r_F induce a continuous isometric identification

$$\mathcal{H} \rightarrow S .$$

To conclude we have to prove that S is past convex. It is sufficient to show that S is convex at each point in $K(F) \cap K(F')$ where F and F' are two adjacent components of $\mathcal{H}_l \setminus \lambda$. On the other hand by (2) we have that $K(F) \cup K(F')$ is contained in $P_r \cup (1, B)P_l$. By Lemma 5.4 the angle formed between $P_{A(F)}$ and $(1, B)P_{A(F)}$ is positive (with respect to the natural orientation of l). Thus Remark 5.1 shows that $P_r \cup (1, B)P_l$ is past convex and this concludes the proof. \square

Remark 5.6. *The surface S is well-defined up to post-composition with an isometry of AdS_3 . Notice that different earthquakes produce different bent surfaces. This depend on the fact that the shearing lamination of the earthquake $E^r : \Sigma_{\eta_l} \rightarrow \Sigma_{\eta_r}$ is explicitly related to the bending lamination of S .*

It could be proved that every bent convex surface can be associated to an earthquake. More precisely the following statement holds.

Proposition 5.7. *Consider an equivariant bent surface*

$$b : \mathcal{H} \rightarrow AdS_3$$

such that $S_+ = \mathcal{H}/(h_l, h_r)$ is an admissible surface. Let λ_+ be the lamination on S corresponding to the bending lamination on H . Then

$$E_{\lambda_+}^r(S_+) = S_l , \quad E_{\lambda_+}^l(S_+) = S_r .$$

Since this proposition is not strictly necessary for the proof of Theorem 1.2 we skip the proof referring to [5] the interested reader.

6. BENT SURFACES IN AdS_3 AND ACHRONAL MERIDIANS IN $\partial_\infty AdS_3$

This section analyses the relationship between bent surfaces in the AdS space and curves of a certain type – called achronal meridians – arising as their boundary at infinity.

6.1. Achronal meridians as graph of cyclic-order preserving maps of $\partial\mathbb{H}^2$. In this section it will be convenient to fix a universal covering of $\partial\mathbb{H}^2 \times \partial\mathbb{H}^2$. In particular we fix a point q_0 in \mathbb{H}^2 and we consider the visual angle on $\partial\mathbb{H}^2$ with respect to q_0 . This gives a natural covering map $p : \mathbb{R} \rightarrow \partial\mathbb{H}^2$. Clearly we can consider the product covering $\mathbb{R}^2 \rightarrow \partial\mathbb{H}^2 \times \partial\mathbb{H}^2$ sending (θ, ϕ) to $(p(\theta), p(\phi))$. For notation convenience we slightly modify this covering by considering the map

$$\mathbb{R}^2 \ni (x, y) \mapsto (p(2\pi x), p(2\pi y)) \in \partial\mathbb{H}^2 \times \partial\mathbb{H}^2.$$

In this way the covering transformations are translations with integer coordinates.

By definition spacelike curves on $\partial_\infty AdS_3$ correspond to curves $(x(t), y(t))$ such that $x'(t)y'(t) > 0$. They are locally graphs of orientation preserving maps between two open intervals of $\partial\mathbb{H}^2$. Thus, the lifting on the universal covering \mathbb{R}^2 of a spacelike curve c is the graph of a strictly increasing function

$$f : \mathbb{R} \rightarrow \mathbb{R}$$

such that $f(x+n) = f(x) + m$ for some $n, m \in \mathbb{Z}$ depending on the homology class of c .

Spacelike meridians in $\partial_\infty AdS_3$ are graphs of orientation-preserving diffeomorphisms of $\partial\mathbb{H}^2$, since their liftings correspond to graphs of orientation preserving diffeomorphisms $f : \mathbb{R} \rightarrow \mathbb{R}$ such that $f(x+1) = f(x) + 1$.

Limit of spacelike meridians are locally achronal meridian. A meridian is *locally achronal* if for every $p \in c$ there is a neighborhood $U \subset \partial_\infty AdS_3$ such that no pair of points $q, r \in c \cap U$ are related by a timelike arc in U . It can be shown that locally achronal meridians correspond to monotonically increasing (possibly discontinuous) functions

$$f : \mathbb{R} \rightarrow \mathbb{R}$$

such that $f(x+1) = f(x) + 1$. Indeed given such a function, we can consider the subset in \mathbb{R}^2

$$G_f = \{(x, y) \mid \lim_{t \rightarrow x_-} f(t) \leq y \leq \lim_{t \rightarrow x_+} f(t)\}.$$

Lemma 6.1. G_f is a connected embedded curve in \mathbb{R}^2

Proof. If f_n is a sequence of continuous monotonically increasing functions approximating f point-wise, the length of the graph of f_n on some interval $[a, b]$ is bounded by $(b-a) + (f_n(a) - f_n(b))$ so it is uniformly bounded. Since $graph(f_n|_{[a,b]})$ stays in some compact set of \mathbb{R}^2 it converges to a topological curve. Such a curve coincides with $G_f|_{[a,b]}$.

The fact that G_f is embedded is due to the fact that every point of G_f disconnects G_f in exactly two components. \square

Given an increasing function f , the set G_f projects to an embedded closed curve in $\partial\mathbb{H}^2$ provided that f is not constant on some interval of length bigger than 1 or discontinuity points with jumps bigger than 1. On the other hand by our assumption $f(x+1) = f(x) + 1$, it is easy to see that this can happen if and only if up to some translation we have $f(t) = [t+c] + c'$ for some constants c, c' . In both these cases G_f projects in the union of two leaves in $\partial\mathbb{H}^2$.

In all the other cases G_f projects to a locally achronal meridian in $\partial\mathbb{H}^2 \times \partial\mathbb{H}^2$. Conversely every locally achronal curve arises in this way. Namely, given an achronal meridian C we define $f : \mathbb{R} \rightarrow \mathbb{R}$ by setting $f(x) = \sup\{y \mid (x, y) \in C\}$ where \tilde{C} is a component of the pre-image of C in \mathbb{R}^2 . Since C meets every leaf, the map is well-defined. Since C is a meridian, $f(x+1) = f(x) + 1$. Finally, since C is achronal f turns out to be increasing and C coincides with the projection of G_f .

With some abuse we call G_f the graph of the function f (notice that G_f coincides with the standard graph when f is continuous).

We collect some facts about locally achronal meridians that will be useful in what follows.

Lemma 6.2. *If C is an achronal meridian then for every point $p \in \partial_\infty AdS_3 \setminus C$ there is a projective plane P containing p whose intersection with AdS_3 is spacelike and such that $C \cap P = \emptyset$.*

Proof. Let $f : \mathbb{R} \rightarrow \mathbb{R}$ be the increasing function such that C is the projection of G_f . Acting by isometries on C we can suppose that f is continuous at 0 and $1/2$ and $f(0) = 0$ (so $f(1) = 1$) and $f(1/2) = 1/2$. Notice that $G_f \cap [0, 1]^2$ is contained in the two squares $Q_1 = [0, 1/2] \times [0, 1/2]$ and $Q_2 = [1/2, 1] \times [1/2, 1]$. Moreover, by our assumption on the continuity points $(1/2, 0)$, $(0, 1/2)$, $(1, 1/2)$ and $(1/2, 1)$ do not lie in G_f .

Thus the line of equation $y = x + 1/2$ is disjoint from G_f . The projection l of such a line on $\partial\mathbb{H}^2 \times \partial\mathbb{H}^2$ is the graph of the trace at infinity of the rotation of angle π about the point q_0 . Thus there is a spacelike plane P such that $l = P \cap \partial_\infty AdS_3$. It follows that $P \cap C = \emptyset$. \square

Since C does not intersect P we can consider the convex hull K of C in the affine chart $\mathbb{R}^3 = \mathbb{R}P^3 \setminus P$. It is easy to see that K does not depend on the plane P (this because the change of chart map between $\mathbb{R}^3 \setminus P$ and $\mathbb{R}^3 \setminus Q$ sends compact convex sets disjoint from Q into compact convex sets).

Lemma 6.3. *K is contained in $\overline{AdS_3}$. More precisely*

- (1) *the interior of K is contained in AdS_3*
- (2) *the intersection of the boundary of K with $\partial_\infty AdS_3$ is C .*

Proof. Given a point $p = (x, y)$ in $\partial AdS_3 \setminus C$, we claim that there exists a spacelike plane passing through p that does not intersect C . As a consequence we have that $K \cap \partial_\infty AdS_3 = C$. In particular K is contained in the closure of one component of $\mathbb{R}^3 \setminus \partial_\infty AdS_3$. Since the curve C is not trivial in $\mathbb{R}^3 \setminus AdS_3$, K must be contained in AdS_3 .

We now prove the claim. Let us consider a timelike plane, say Q , through p . For homological reasons Q must intersect C in two points $q = (u, v), q' = (u', v')$.

Since $Q \cap \partial_\infty AdS_3$ is the graph of an orientation reversing diffeomorphism of $\partial\mathbb{H}^2$, we can fix q, q' so that x is contained in the positive segment $[u, u']$ whereas y is in the positive segment $[v', v]$.

Up to the action of $PSL_2(\mathbb{R}) \times PSL_2(\mathbb{R})$ we can also suppose that the points

$$\hat{q} = (0, 0) \quad \hat{p} = (1/3, 2/3) \quad \hat{q}' = (2/3, 1/3)$$

project respectively to q, p, q' . Let \tilde{C} be the lifting of C passing through $(0, 0)$. We have that $\tilde{C} \cap [0, 1]^2$ is contained in $R = [0, 2/3] \times [0, 1/3] \cup [2/3, 1] \times [1/3, 1]$. Consider the line \hat{l} of equation $y = x + 1/3$. There is a spacelike plane P such that $P \cap \partial_\infty AdS_3$ is the projection of \hat{l} . If the points $(0, 1/3), (2/3, 0), (2/3, 1)$ do not lie on \tilde{C} , the plane P has the required property. Otherwise, since \hat{l} does not disconnect \tilde{C} , the plane P is a support plane for K . Notice that in this case $K \cap P$ is the convex hull of $C \cap P$. Since $\partial_\infty AdS_3 \cap P$ is strictly convex, we have that p does not lie on $K \cap P$, so $p \notin K$. \square

Remark 6.4. *Support planes of K cannot be timelike, indeed for homological reasons the transverse intersection of C with a timelike plane is not empty.*

K is a plane if and only if C lies in some projective plane, otherwise it is a closed ball (in $\mathbb{R}P^3$). The boundary of K in AdS_3 has two connected components. By the remark above both components are achronal surfaces. More precisely one component is past convex and the other is future convex.

The *upper boundary* of K – denoted by $\partial_+ K$ – is the past convex component of ∂K . Analogously the *lower boundary* of K – denoted by $\partial_- K$ – is the future convex component of ∂K .

We say that a support plane of K is an upper (resp. lower) support plane if it is a support for the upper boundary (resp. lower boundary).

Remark 6.5. *Let $f : \mathbb{R} \rightarrow \mathbb{R}$ be an increasing function such that C is the projection of G_f . Given $A \in PSL_2(\mathbb{R})$, the following conditions are equivalent:*

- (1) *P_A is a upper (resp. lower) support plane for C .*
- (2) *There is a lifting of A to \mathbb{R} such that $f_A = \tilde{A}^{-1} \circ f$ satisfies $f_A(x) \leq x$ (resp. $f_A(x) \geq x$) and admits two fixed points on $[0, 1)$.*

If P is a support plane for K , the intersection $P \cap K$ is the convex hull of $P \cap C$.

If P is a spacelike support plane the intersection of P with ∂K is either a geodesic line or a hyperbolic ideal polygon.

If P is a lightlike support plane, it is tangent to $\partial_\infty AdS_3$ at some point p in C . Moreover since P meets the boundary of K , there are points q, r of C lying respectively on the left and the right leaf through p . The intersection of P with C is a lightlike triangle with two ideal edges (that means that two edges are segments of leaves of the double foliation of $\partial_\infty AdS_3$).

It turns out that each boundary component of K is the union of a *spacelike* region formed by the set of points admitting only spacelike supports planes and some ideal lightlike triangles.

The spacelike part is a union of space-like geodesics and of ideal hyperbolic polygons. The boundary of the spacelike part in $\partial_+ K$ is the union of the spacelike edges of the ideal lightlike triangles contained in $\partial_+ K$.

In what follows we will need the following technical fact.

Lemma 6.6. *Let C be an achronal meridian and let K denote its convex hull. If P and Q are spacelike upper support planes, then they intersect along a line l . Moreover if l is oriented so that $\alpha(P, Q) > 0$ then $P \cap K$ is contained in the right side of l in P and $Q \cap K$ is contained in the left side of l in Q .*

Proof. Suppose that two upper support planes P, Q are disjoint in AdS_3 . Then there are planes P', Q' obtained by slightly moving in the future of P and Q respectively such that $P' \cap K = Q' \cap K = \emptyset$ and we can moreover suppose that $P' \cap Q' = P' \cap Q = Q' \cap P = \emptyset$. Notice that $AdS_3 \setminus (P' \cup Q')$ is the disjoint union of two cylinders and P and Q lie in different components. Now K is a connected set in $AdS_3 \setminus (P' \cup Q')$ that contains a point on P and a point on Q , so it intersects the two components of $AdS_3 \setminus (P' \cup Q')$ and this gives a contradiction.

To conclude the proof of the Lemma, it is sufficient to notice that given $p \in P$ and $q \in Q$, the only possibility that the geodesic segment $[p, q]$ intersects neither P' nor Q' is that $p \in P_r$ and $q \in Q_l$. \square

Remark 6.7. *Let P, Q and l be as in Lemma 6.6. Let $p_- = (x_-, y_-)$ and $p_+ = (x_+, y_+)$ be respectively the starting and the ending point of l . Let s be the geodesic in \mathbb{H}^2 with end-points x_- and x_+ (oriented from x_- to x_+). Then if $P \cap C = \{(x_i, y_i)\}_{i \in I}$ and $Q \cap C = \{(x'_j, y'_j)\}_{j \in J}$ points x_i lie on the right side of s whereas points x'_j lie on the left side of s . In particular s weakly separates the convex hull of points x_i from the convex hull of points x'_j .*

6.2. From bent surfaces to achronal meridians. Let

$$E^r : \Sigma_{\eta_l} \rightarrow \Sigma_{\eta_r}$$

be a right earthquake between two admissible surfaces. In this section an achronal curve C will be associated to E^r and we will show that such a curve determines the earthquake.

More precisely we consider the equivariant bent surface

$$b : \mathcal{H} \rightarrow AdS_3$$

associated to E^r in Section 5.2. We will construct an achronal meridian C such that $b(\mathcal{H})$ turns out to be the spacelike region of the convex hull of C .

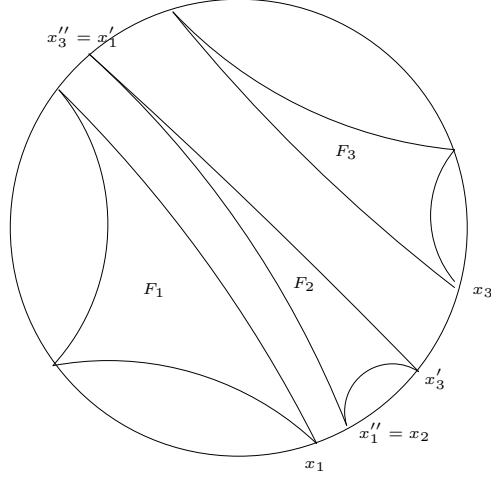
First we consider the trace at infinity of the earthquake. Contrary to the ‘‘classical’’ case (where the source and the target spaces are the whole \mathbb{H}^2) it is not true that the map E^r extends by continuity on the closure of \mathcal{H} at infinity. Nevertheless the map E^r extends on the set of ideal points of every stratum of the fault lamination. So we consider the following set in $\partial_\infty AdS_3$

$$\partial_\infty \mathcal{H} = \{(x, E^r(x)) | x \in F \cap \partial \mathbb{H}^2, F \text{ is a stratum of the fault lamination}\} .$$

This notation is due to the fact that $\partial_\infty \mathcal{H}$ can be regarded as the set of ideal points of the bent surface $b(\mathcal{H})$.

More precisely, for every stratum of the fault lamination F , we consider the set $\partial_\infty K(F)$ of ideal points of $K(F)$ where $K(F)$ is the face of $b(\mathcal{H})$ corresponding to F . It turns out that

$$\partial_\infty \mathcal{H} = \bigcup \partial_\infty K(F) .$$



Remark 6.8. If h_l and h_r are the holonomies of η_l and η_r then $\partial_\infty \mathcal{H}$ is invariant for the representation (h_l, h_r) .

Given three points $x, y, z \in \partial\mathbb{H}^2$ such that $x \neq z$ we write $x \leq y \leq z$ if y lies in the positive closed segment in $\partial\mathbb{H}^2$ with first end-point x and second end-point z . We write $x < y < z$ if $x \leq y \leq z$ and $y \neq x$ and $y \neq z$. The set $\partial_\infty \mathcal{H}$ satisfies the following property:

Lemma 6.9. Given three points $p_1, p_2, p_3 \in \partial_\infty \mathcal{H}$ such that $p_i = (x_i, y_i) \in \partial_\infty \mathcal{H}$ and $x_1 < x_2 < x_3$ then $y_1 < y_2 < y_3$.

Proof. Let F_i be the stratum of the fault lamination such that $p_i \in K(F_i)$. We prove the statement assuming $F_1 \neq F_2 \neq F_3$. The other cases are simpler and quite similar.

Up to applying some cyclic permutation of indices, we may suppose that F_2 separates F_1 from F_3 . This precisely means that there are points in $\partial_\infty F_2$, say x'_1, x''_1, x'_3, x''_3 such that

$$x'_1 \leq x_1 \leq x''_1, \quad x'_3 \leq x_3 \leq x''_3$$

and the positive intervals (x'_1, x''_1) and (x'_3, x''_3) are disjoint and do not contain points in $\partial_\infty F_2$. Moreover by the hypothesis, either $x''_1 = x_2 = x'_3$ or $x''_1 \leq x_2 \leq x'_3$.

Now, let $A \in PSL_2(\mathbb{R})$ such that $E^r|_{F_2} = A$. By properties of the earthquake $A^{-1}E^r(x_i)$ is contained in $[x'_i, x''_i]$ for $i = 1, 3$, therefore we have

$$A^{-1}y_1 < x_2 < A^{-1}y_3.$$

Since A is an orientation preserving diffeomorphism of $\partial\mathbb{H}^2$ we conclude that

$$y_1 < y_2 < y_3.$$

□

The property expressed in Lemma 6.9 is shared in some weaker form by all subsets of any achronal meridian.

Lemma 6.10. If C is an achronal meridian in $\partial_\infty AdS_3$ then given three points $p_1, p_2, p_3 \in C$ such that $p_i = (x_i, y_i)$ with $x_1 < x_2 < x_3$ then either $y_1 = y_2 = y_3$ or $y_1 \leq y_2 \leq y_3$.

Proof. It is sufficient to notice that C is the projection of some curve G_f where $f : \mathbb{R} \rightarrow \mathbb{R}$ is an increasing function such that $f(x+1) = f(x) + 1$. □

Definition 6.11. A subset of $\partial_\infty AdS_3$ that is not contained in the union of any left and right leaves and satisfies the conclusion of Lemma 6.10 will be said to be connectible by an achronal meridian.

Lemma 6.12. *If $\Delta \subset \partial_\infty \text{AdS}_3$ is connectible by an achronal meridian then there is an achronal meridian passing through every point of Δ .*

Indeed there are two extremal possible choices $C_-(\Delta), C_+(\Delta)$ such that every other choice lies in between them.

Proof. We fix the angular coordinates on $\partial\mathbb{H}^2 \times \partial\mathbb{H}^2$ such that $(0, 0)$ corresponds to some point in Δ .

Let $\tilde{\Delta}$ be the pre-image of Δ on the open square $(0, 1) \times (0, 1)$ through the covering map $\mathbb{R}^2 \rightarrow \partial\mathbb{H}^2 \times \partial\mathbb{H}^2$ described in part 6.1. This set has the property that if $(x, y), (x', y') \in \tilde{\Delta} \cap (0, 1)^2$ and $x < x'$ then $y \leq y'$.

Thus we can define $f_- : [0, 1] \rightarrow [0, 1]$ by setting

$$f_-(0) = 0, \quad f_-(1) = 1, \quad f_-(t) = \sup\{y \mid \exists(x, y) \in \tilde{\Delta} \text{ s.t. } x \leq t\}$$

where we use the convention $\sup \emptyset = 0$. This function is clearly increasing, and we can extend f_- to an increasing function on \mathbb{R} such that $f_-(t+1) = f_-(t) + 1$

If $(x, y) \in \tilde{\Delta}$ then $f(x) \geq y$; on the other hand by the property of $\tilde{\Delta}$ we have that

$$\lim_{t \rightarrow x_-} f_-(t) \leq y$$

thus (x, y) is contained in G_{f_-} . Finally notice that if $(t, 0)$ projects to a point of Δ , then there cannot be any point $(x, y) \in \tilde{\Delta}$ such that $x < t$. It follows that $f = 0$ on the interval $[0, t)$, and $(0, t) \times \{0\} \in G_f$.

G_f projects to some curve C in $\partial\mathbb{H}^2 \times \partial\mathbb{H}^2$. Since C contains Δ , it cannot be the union of any left and right leaves. Thus C is an achronal meridian containing Δ .

We can also define $f_+ : [0, 1] \rightarrow [0, 1]$ by putting

$$f_+(0) = 0, \quad f_+(1) = 1, \quad f_+(t) = \inf\{y \mid \exists(x, y) \in \tilde{\Delta} \text{ s.t. } t \leq x\},$$

where we use the convention that $\inf \emptyset = 1$. The same argument used above shows that this function is increasing and that the corresponding achronal meridian contains Δ .

Let C be an achronal meridian containing Δ . There is a monotonic function $f : \mathbb{R} \rightarrow \mathbb{R}$ such that $f(x+1) = f(x) + 1$ and C is the projection of G_f . Clearly we can normalize f so that $f(0) = 0$.

It is easy to see that on the interval $[0, 1]$ we have $f_- \leq f \leq f_+$, so the same inequalities hold on the whole real line. \square

Remark 6.13. *The property to be connectible by an achronal meridian is closed. That is, if Δ is connectible, so is $\overline{\Delta}$.*

Remark 6.14. *If Δ is connectible by an achronal meridian and it is connected then Δ is itself an achronal meridian and $C_- = C_+$.*

Otherwise we can consider the region $Q(\Delta)$ obtained by projecting to the quotient the region

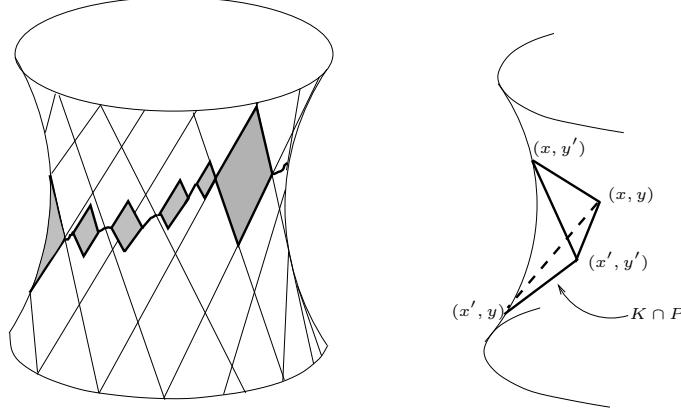
$$\tilde{Q} = \{(x, y) \in [0, 1]^2 \mid f_-(x) \leq y \leq f_+(x)\}$$

It is the union of the closure of Δ and some rectangles whose edges (that are light-like for the conformal structure of $\partial_\infty \text{AdS}_3$) are contained in G_{f_-} and G_{f_+} (we consider also the degenerate case when two opposite edges collapse to points). Two opposite vertices of such rectangles lie in Δ .

Clearly every achronal meridian containing Δ is contained in Q . Conversely if for every rectangle, an achronal arc connecting the two vertices in Δ is chosen, then the closure of the union of such arcs is an achronal meridian.

Remark 6.15. *Let $\Delta = \{(x_i, y_i)\}$ be connectible by an achronal meridian. Let I be a component of $\partial\mathbb{H}^2 \setminus \overline{\{x_i\}}$. Then there is a rectangle R in $Q(\Delta) \setminus \Delta$ of the form $I \times J$. Moreover this a correspondence is 1-to-1.*

In particular given two points $(x, y), (x', y') \in \overline{\Delta}$ with $x \neq x'$, if there is no point $p = (x'', y'')$ in Δ such that $x < x'' < x'$ then the rectangle $[x, x'] \times [y, y']$ is contained in $Q(\Delta)$ (here $[y, y']$ is the positive segment joining y to y' if they are different, otherwise $[y, y'] = \{y\}$).



Remark 6.16. Let Δ be connectible by an achronal meridian and C_- be the lower meridian through Δ . Consider a non-degenerate rectangle in $Q(\Delta)$, say $R = [x, x'] \times [y, y']$. Recall that the lightlike plane P tangent to $\partial_\infty AdS_3$ at a point (x', y) meets $\partial_\infty AdS_3$ along the leaves through (x', y) . It follows that P does not separate C_- , so it is a support plane for the convex hull K of C_- . In particular $K \cap P$ is the lightlike ideal triangle with vertices $(x, y), (x', y), (x', y')$.

Let us come back to our original problem. By Lemmas 6.9 and 6.12 we conclude that $\partial_\infty \mathcal{H}$ is connectible by an achronal meridian. Let C_- be the extremal lower meridian passing through $\partial_\infty \mathcal{H}$.

Remark 6.17. Since $\partial_\infty \mathcal{H}$ is invariant for the representation (h_l, h_r) , it is easy to check that also C_- is invariant.

We are going to prove that the curve C_- determines the bent surface $b(\mathcal{H})$ and thus determines the earthquake E^r . Recall that $b(\mathcal{H})$ is defined in part 5.2.

Proposition 6.18. The bent surface $b(\mathcal{H})$ is the spacelike part of the future boundary of the convex hull K of C_- .

Proof. For every stratum F of the fault lamination the set $K(F)$ is the convex hull of its ideal points, that lie in $\partial_\infty \mathcal{H}$. It follows that $b(\mathcal{H})$ is contained in K .

We claim that $b(\mathcal{H})$ is contained in the upper boundary of K . Given a stratum F of the fault locus, let P_F denote the spacelike plane in AdS_3 containing $K(F)$. We will prove that P_F is an upper support plane for K .

Indeed, up to post-composition with an element in $PSL_2(\mathbb{R})$ we may suppose that $E^r|_F = Id$. It follows that P_F is the plane P_0 whose trace at infinity is the diagonal of $\partial\mathbb{H}^2 \times \partial\mathbb{H}^2$.

Let F' be another stratum. There are two ideal points $x, x' \in \partial_\infty F$ such that the geodesic in \mathbb{H}^2 with endpoints x and x' is a component of the frontier of F and $\partial_\infty F'$ is contained in the positive interval (x, x') . The fact that F' is moved on the right as seen from F means that if $y \in \partial_\infty F'$ then either $y = E^r(y) \in \{x, x'\}$ or $x < E^r(y) < y$.

This shows that the pre-image of $\partial_\infty \mathcal{H}$ on the square $(0, 1) \times (0, 1)$ (where we are assuming that the point $(0, 0)$ corresponds to an ideal point of F) is contained in the triangle $\{(u, v) | v \leq u\}$.

It easily follows that $f_-(u) \leq u$ for every $u \in [0, 1]$. By Remark 6.5, the plane P_F turns out to be an upper support plane for K . This shows that $b(\mathcal{H})$ is contained in the spacelike part of $\partial_+ K$.

Let $p \in \partial_+ K \setminus b(\mathcal{H})$. We will show that a lightlike support plane passes through it. Suppose that P is a spacelike support plane through p . Let us consider $P \cap C_- = \{(x_i, y_i)\}$, and let F_P be the convex hull in \mathbb{H}^2 of the points x_i . By Lemma 6.6 and Remark 6.7, we have that F_P is weakly separated by all the strata of the fault lamination. In particular it is separated from the universal cover, \mathcal{H}_l , of Σ_η .

It follows that points x_i are all contained in some component I of $\partial\mathbb{H}^2 \setminus \partial\mathcal{H}_l$. Thus $C \cap P_-$ is contained in the rectangle R of $Q(\partial_\infty \mathcal{H})$ corresponding to the interval I . $R \cap C_-$ is the union of the two lower edges connecting vertices $q, q' \in \partial_\infty \mathcal{H}$.

Using the fact that P is a spacelike support plane, it follows easily that $P \cap C_- = \{q, q'\}$, thus p lies on the geodesic with end-points q, q' .

By Remark 6.16, the lightlike plane tangent to $\partial_\infty AdS_3$ at the lower vertex of R is a support plane for K containing q, q' and thus p . It follows that p is not contained in the spacelike region of $\partial_+ K$. \square

7. THE ACTION OF $\pi_1(\Sigma)$ ON $\partial\mathbb{H}^2 \times \partial\mathbb{H}^2$

Given two elements $\eta_l, \eta_r \in \mathcal{T}_{g,n}$ with corresponding holonomies $h_l, h_r : \pi_1(\Sigma) \rightarrow PSL(2, \mathbb{R})$, let us consider the action of the product representation

$$h = (h_l, h_r) : \pi_1(\Sigma) \rightarrow PSL(2, \mathbb{R}) \times PSL(2, \mathbb{R}).$$

on $\partial\mathbb{H}^2 \times \partial\mathbb{H}^2$. Since neither h_l nor h_r fixes a point in $\partial\mathbb{H}^2$, $\pi_1(\Sigma)$ fixes no point on $\partial\mathbb{H}^2 \times \partial\mathbb{H}^2$.

Given $\gamma \in \Gamma$ denote by $x_L^\pm(\gamma)$ (resp. $x_R^\pm(\gamma)$) the attractive and repulsive fixed points of $h_l(\gamma)$ (resp. $h_r(\gamma)$). If $h_l(\gamma)$ is parabolic, then $x_L^+(\gamma) = x_L^-(\gamma)$ is the unique fixed point of $h_l(\gamma)$. Let us introduce the following notations for the fixed points of $h(\gamma)$:

$$\begin{aligned} p_{++}(\gamma) &= (x_L^+(\gamma), x_R^+(\gamma)), & p_{+-}(\gamma) &= (x_L^+(\gamma), x_R^-(\gamma)), \\ p_{-+}(\gamma) &= (x_L^-(\gamma), x_R^+(\gamma)), & p_{--}(\gamma) &= (x_L^-(\gamma), x_R^-(\gamma)). \end{aligned}$$

For every $\alpha, \gamma \in \pi_1(S)$ the following identities hold

$$\begin{aligned} p_{++}(\gamma^{-1}) &= p_{--}(\gamma), & p_{+-}(\gamma^{-1}) &= p_{-+}(\gamma), \\ p_{\pm\pm}(\alpha\gamma\alpha^{-1}) &= h(\alpha)p_{\pm\pm}(\gamma). \end{aligned}$$

It is also easy to see that for every $p \in \partial\mathbb{H}^2 \times \partial\mathbb{H}^2 \setminus \{p_{-+}(\gamma), p_{+-}(\gamma), p_{--}(\gamma)\}$

$$\lim_{k \rightarrow +\infty} h(\gamma^k)(p) = p_{++}(\gamma).$$

A consequence of the last fact is that any non-empty h -invariant closed subset of $\partial\mathbb{H}^2 \times \partial\mathbb{H}^2$ must contain $p_{++}(\gamma)$ for every $\gamma \in \pi_1(\Sigma)$.

Definition 7.1. *We define:*

$$\Lambda = \Lambda(h_l, h_r) = \overline{\{p_{++}(\gamma) | \gamma \in \pi_1(\Sigma)\}}.$$

By the remarks above, Λ is the smallest non-empty closed h -invariant subset of $\partial\mathbb{H}^2 \times \partial\mathbb{H}^2$.

We state in the next proposition some basic properties of Λ , we refer to [17, 2, 3, 4] for the proofs.

Proposition 7.2. (1) *The projection on the first factor, $\pi_L : \partial\mathbb{H}^2 \times \partial\mathbb{H}^2 \rightarrow \partial\mathbb{H}^2$, sends Λ onto the limit set of h_l .*

(2) *If both η_l, η_r are complete then Λ is the graph of the homeomorphism of $f : \partial\mathbb{H}^2 \rightarrow \partial\mathbb{H}^2$ conjugating h_l and h_r . Otherwise Λ is a Cantor set.*

(3) *The metrics η_l and η_r are isotopic if and only if Λ is contained in the boundary of a spacelike plane.*

Proof. Notice that $\pi_L(\Lambda)$ is a closed subset of $\partial\mathbb{H}^2$ invariant under h_l . Thus it contains the limit set, say Λ_l , of h_l .

On the other hand, $\pi_L^{-1}(\Lambda_l)$ is a closed subset of $\partial\mathbb{H}^2 \times \partial\mathbb{H}^2$ invariant under h . So it must contain Λ .

Thus we have proved

- $\Lambda_l \subset \pi(\Lambda)$
- $\Lambda \subset \pi_L^{-1}(\Lambda_l)$

and we can conclude that $\Lambda_l = \pi_L(\Lambda)$.

For point (2), let f be the equivariant homeomorphism of $\partial\mathbb{H}^2$ conjugating h_l with h_r . Since the graph of f is invariant by h , it contains Λ . On the other hand, since $\pi_L(\Lambda) = \Lambda_l = \partial\mathbb{H}^2$, it follows that Λ coincides with the whole graph.

Finally for the third point, notice that if h_l and h_r are conjugated in $PSL_2(\mathbb{R})$, then up to conjugation the points $p_{++}(\gamma)$ lie all on the diagonal of $\partial\mathbb{H}^2 \times \partial\mathbb{H}^2$. It follows that Λ is contained in the boundary of P_0 .

On the other hand if Λ is contained in the boundary of some spacelike plane P_A then for every $\gamma \in \pi_1(S)$ we have

$$x_R^\pm(\gamma) = Ax_L^\pm(\gamma).$$

It follows that for every γ the attractive and repulsive fixed points of $h_l(\gamma)$ and $A^{-1}h_r(\gamma)A$ coincide. Thus we conclude that

$$h_l(\gamma) = A^{-1}h_r(\gamma)A.$$

□

The action of $\pi_1(\Sigma)$ on $\partial\mathbb{H}^2 \times \partial\mathbb{H}^2$ is reminiscent of a quasifuchsian action of $\pi_1(\Sigma)$ on $S^2 = \partial_\infty\mathbb{H}^3$. An important difference with that case is that the action of $\pi_1(\Sigma)$ on $\partial\mathbb{H}^2 \times \partial\mathbb{H}^2 \setminus \Lambda$ is not proper. Indeed $p_{+-}(\gamma)$ is not contained in Λ and is fixed by $h(\gamma)$. We are going to describe a maximal h -invariant domain of $\partial\mathbb{H}^2 \times \partial\mathbb{H}^2$, on which the action is properly discontinuous and causal. This set could be regarded as the analogous of the discontinuity domain.

Given an element $\gamma \in \pi_1(S)$ parallel to a puncture we consider the two intervals $I_L(\gamma)$ and $I_R(\gamma)$ in $\partial\mathbb{H}^2$ that corresponds to the infinite end of γ . If $h_l(\gamma)$ (resp. $h_r(\gamma)$) is parabolic then $I_L(\gamma)$ (resp. $I_R(\gamma)$) is reduced to a point.

Proposition 7.3. *The set Λ is connectible by an achronal meridian.*

The region, say \mathcal{G} , between the upper and lower meridians passing through Λ is

$$\overline{\bigcup_{\gamma \text{ parallel to a puncture}} I_L(\gamma) \times I_R(\gamma)}$$

The action of $\pi_1(\Sigma)$ on $\mathring{\mathcal{G}}$ is free and properly discontinuous.

Proof. Let Λ_l^* be the set of conical limit points of h_l . Let $f : \mathcal{H}_l \rightarrow \mathcal{H}_r$ be the lifting of some orientation-preserving diffeomorphism $f : \Sigma_{\eta_l} \rightarrow \Sigma_{\eta_r}$. We know that f extends to a continuous map

$$f : \mathcal{H}_l \cup \Lambda_l^* \rightarrow \mathcal{H}_r \cup \partial\mathbb{H}^2$$

sending Λ_l^* to some subset of Λ_r .

It is easy to see that the graph of $f|_{\Lambda_l^*}$ is contained in Λ . We call this set Λ^* . Since it is invariant under h , its closure is Λ .

So by Remark 6.13 it is sufficient to prove that Λ^* is connectible by an achronal meridian.

Now let us take $x_1 < x_2 < x_3 \in \Lambda_l^*$ and suppose $f(x_1) \neq f(x_3)$. Consider the oriented geodesic l joining x_1 to x_3 and let r be the half-line joining a point of l to x_2 . By our assumption, r is contained on the right side bounded by l .

It follows that $f(r)$ is contained on the right side of $f(l)$. On the other hand $f(l)$ has first end-point $f(x_1)$ and $f(r)$ joins a point of $f(l)$ to $f(x_2)$. So $f(x_1) \leq f(x_2) \leq f(x_3)$.

To conclude we have to show that \mathcal{G} is the closure of the union of $I_L(\gamma) \times I_R(\gamma)$

By remark 6.15, there is a one-to-one correspondence between rectangles of $\mathcal{G} \setminus \Lambda$ and components of $\partial\mathbb{H}^2 \setminus \Lambda_l$. Every component of $\partial\mathbb{H}^2 \setminus \Lambda_l$ is of form $I_L(\gamma)$ for some peripheral element γ .

Let G be the rectangle in \mathcal{G} corresponding to the interval $I_L(\gamma) \times I_R(\gamma)$. Since the interior of $I_L(\gamma) \times I_R(\gamma)$ does not contain points of Λ , by remark 6.15 we have that $I_L(\gamma) \times I_R(\gamma)$ is contained in G .

On the other hand notice that $p_{--}(\gamma) = (x_-^L(\gamma), x_-^R(\gamma))$ and $p_{++}(\gamma) = (x_+^L(\gamma), x_+^R(\gamma))$ are both in Λ . In particular this shows that if C is a meridian curve containing Λ then $C \cap \pi_L^{-1}(I_L(\gamma))$ is contained in $I_L(\gamma) \times I_R(\gamma)$.

This shows that $G \subset I_L(\gamma) \times I_R(\gamma)$ and the proof is complete. □

We say that a $\pi_1(\Sigma)$ -invariant achronal meridian is extremal if it is contained in the boundary of \mathcal{G} .

Remark 7.4. *The number of non-degenerate rectangles $I_L(\gamma) \times I_R(\gamma)$ up to the action of $\pi_1(\Sigma)$ is equal to the number, say k , of punctures of Σ that corresponds to boundary components for both Σ_{η_l} and Σ_{η_r} .*

It follows from remark 6.14 that there are exactly 2^k extremal $\pi_1(\Sigma)$ -invariant meridians.

8. EARTHQUAKES AND EXTREMAL INVARIANT CURVES

In this section we clarify the relation between earthquakes on a hyperbolic surface with geodesic boundary and extremal curves on the boundary at infinity AdS_3 which are invariant under the action of a group. This will lead in particular to the proof of Theorem 1.2.

8.1. Bent surfaces constructed from an earthquake. Let us fix two admissible metrics η_l and η_r . Let

$$h = (h_l, h_r) : \pi_1(\Sigma) \rightarrow PSL_2(\mathbb{R}) \times PSL_2(\mathbb{R}) .$$

be the representation whose components are the holonomies of η_l and η_r respectively.

Let λ be a measured geodesic lamination on Σ_{η_l} such that $E_\lambda^r(\Sigma_{\eta_l}) = \Sigma_{\eta_r}$. Consider the lifted earthquakes $\tilde{E} : \tilde{\Sigma}_{\eta_l} \rightarrow \tilde{\Sigma}_{\eta_r}$ and let

$$b : \mathcal{H} \rightarrow AdS_3$$

be the admissible $\pi_1(\Sigma)$ -invariant past bent surface constructed as in section 5.2.

We denote by S_+ the quotient of \mathcal{H} by the action of $\pi_1(\Sigma)$. By Proposition 5.7, $S_+ = E_{\lambda/2}^r(\Sigma_{\eta_l})$.

Proposition 8.1. *The lower meridian passing through $\partial_\infty \mathcal{H}$, say C , is an extremal $\pi_1(\Sigma)$ -invariant meridian.*

Proof. Given an element $\gamma \in \pi_1(\Sigma)$ corresponding to a geodesic boundary for both η_l and η_r , let us set $G = I_L(\gamma) \times I_R(\gamma)$. We have to show that $\partial_\infty \mathcal{H}$ does not intersect \mathring{G} .

Given a component F of $\tilde{\Sigma}_\eta \setminus \lambda$ the corresponding stratum of the bent surface $b(\mathcal{H})$, say $K(F)$, is the ideal polygon in AdS_3 whose end-points are the pairs (x, Ax) where x is an ideal point of F and $A \in PSL_2(\mathbb{R})$ is determined by requiring that $\tilde{E}|_F = A|_F$.

Since F is contained in the convex-hull of Λ_l , no ideal point of F is contained in $\mathring{I}_L(\gamma)$. It turns out that $K(F) \cap \mathring{G} = \emptyset$. \square

Let us describe more precisely the curve C . In particular we will describe for every region G the intersection $G \cap C$

Proposition 8.2. *Let $\gamma \in \pi_1(\Sigma)$ be the peripheral loop corresponding to a puncture $p \in \Sigma$. Let m be the total mass of λ around p and a be the length of the boundary component of S_+ corresponding to γ ($a = 0$ if γ corresponds to a cusp in S_+). Then $G \cap C$ is the lower curve if $m \leq a$, is the upper curve otherwise.*

Proof. We can choose coordinates on \mathbb{H}^2 – considered in the Poincaré half-plane model – in such a way that $h(\gamma)z = e^{2a}z$ ($h(\gamma)z = z + 1$ if $a = 0$). In particular if $a \neq 0$ we can suppose that $\tilde{F} \subset \{z \in \mathbb{C} | \text{Re}(z) < 0\}$.

If $m \neq 0$, we have two possibilities: leaves near p lift to leaves with endpoints either at 0 or at ∞ (if $a = 0$ only the last possibility holds, in the other cases the choice depends on the way of spiraling of λ around p). A hyperbolic transformation with attractive fixed point at ∞ (resp. 0) is upper triangular (resp. lower triangular).

Thus if we choose a base-point near the puncture, it is easy to see that if leaves of λ near p lift to geodesics with an end-point at ∞ , then as in Proposition 3.3 we have

$$(3) \quad h_l(\gamma) = \begin{pmatrix} e^{a-m} & * \\ 0 & e^{-(a-m)} \end{pmatrix} \quad h_r(\gamma) = \begin{pmatrix} e^{a+m} & * \\ 0 & e^{-(a+m)} \end{pmatrix}$$

In the same way, if the common endpoint of these geodesics is 0 then we have

$$h_l(\gamma) = \begin{pmatrix} e^{(a+m)} & 0 \\ * & e^{-(a+m)} \end{pmatrix} \quad h_r(\gamma) = \begin{pmatrix} e^{a-m} & 0 \\ * & e^{-(a-m)} \end{pmatrix} .$$

Since $h_l(\gamma)$ and $h_r(\gamma)$ are assumed to be hyperbolic, we find that $a \neq m$.

Let us distinguish three cases.

- (1) $m = 0$: in this case γ corresponds to a boundary component of F and the bending map

$$\beta : \tilde{F} \rightarrow AdS_3$$

extends to the axis of γ , say l . Moreover, the image of l is the axis of (γ) (that is the geodesic joining the limit end-points of G). Thus $\partial F_\lambda \cap G$ is the past extremal curve.

- (2) $0 < m < a$. Let l_0 be a leaf of $\tilde{\lambda}$ with an endpoint fixed by γ , say $s_0 \in \{0, \infty\}$. Denote by $t_0 \in \mathbb{R}_{<0}$ its other endpoint. Notice that the image of $\gamma^k(l_0)$ through β is a geodesic, say \hat{l}_k , of AdS_3 , with end-points equal to (s_0, s_0) and to $(h_l^k(\gamma)t_0, h_r^k(\gamma)t_0)$.

Notice that $(h_l^k(\gamma)t_0, h_r^k(\gamma)t_0)$ converges to $p_{++}(\gamma)$ as $k \rightarrow +\infty$ and to $p_{--}(\gamma)$ as $k \rightarrow -\infty$. On the other hand, since $m < a$ we have that $(s_0, s_0) = p_{++}(\gamma)$ if $s_0 = \infty$ and $(s_0, s_0) = p_{--}(\gamma)$ if $s_0 = 0$.

Suppose for the sake of simplicity that $s_0 = \infty$. Then the geodesic \hat{l}_k converges to (s_0, s_0) as $k \rightarrow +\infty$, but \hat{l}_k converges to the geodesic c_γ with end-points $p_{--}(\gamma)$ and $p_{++}(\gamma)$ as $k \rightarrow -\infty$. It follows that such a geodesic is contained in the boundary of \mathcal{H} . Then, as in the previous case, we get that $\partial F_\lambda \cap G$ is the past extremal curve.

- (3) $m > a$. In this case $(s_0, s_0) \in \{p_{-+}(\gamma), p_{+-}(\gamma)\}$. Thus, by arguing as before, we get that \hat{l}_k converges to the lightlike segment in $\partial_\infty AdS_3$ joining $p_{++}(\gamma)$ to (s_0, s_0) as $k \rightarrow +\infty$ and converges to the lightlike segment in $\partial_\infty AdS_3$ joining $p_{--}(\gamma)$ to (s_0, s_0) as $k \rightarrow -\infty$. Thus the upper extremal curve of $G(\gamma)$ is contained in the closure of the image of β and thus it is contained in \tilde{F}_λ .

Thus we have proved that if (F, λ) encodes a bent surface in M , and F is admissible, then the boundary curve of \tilde{F}_λ is extremal. \square

8.2. Constructing an earthquake from an invariant curve. In this subsection we prove the following proposition, the last missing tool for the proof of Theorem 1.2.

Proposition 8.3. *Let C be an extremal $\pi_1(\Sigma)$ -invariant achronal meridian and let K be its convex hull. There is an earthquake E_λ^r sending Σ_{η_l} into Σ_{η_r} whose associated admissible bent surface is the spacelike part of $\partial_+ K$.*

To prove Proposition 8.3 we need the following simple technical lemma of hyperbolic geometry.

Lemma 8.4. *Let H be a closed path-connected subset of \mathbb{H}^2 and suppose that there exists a decomposition:*

$$H = \bigcup_i H_i$$

where each H_i is either an ideal geodesic polygon or a geodesic, and H_i and H_j are weakly separated in \mathbb{H}^2 . Then H is convex.

Proof. Let $c : [0, 1] \rightarrow \mathbb{H}^2$ be the geodesic segment joining two points $p, q \in H$. Consider the set of t such that $c|_{[0, t]}$ is contained in H and let t_0 the sup of this set.

By contradiction suppose $t_0 < 1$ and let $p' = c(t_0)$. It is not difficult to construct a family of geodesics l_n such that each l_n lies in the frontier of some H_i and l_n intersects c at a point $c(t_n)$ with $t_n \rightarrow t_0^-$. Up to a subsequence, l_n converges to a geodesic l that has the property that is weakly separated from all H_i . Moreover p and q lie on opposite sides of l . Let U be the open half-plane bounded by l and containing q .

Thus if γ is the path joining p to q in H , then there is a time $s_0 < 1$ such that $\gamma(s_0) \in l$ and $\gamma(s)$ lies in U for $s \in (s_0, 1]$. Let us consider the set L of points $s \in [s_0, 1]$ such that $\gamma(s)$ lies in the frontier of some H_i . Notice that L is closed and that the components of $(s_0, 1] \setminus L$ are contained in the interior. Now if the set L does not accumulate on s_0 , this means that there exists H_i containing all the path $\gamma|_{[s_0, s_0 + \delta]}$. Since H_i is weakly separated by l , it turns out that H_i is an ideal geodesic polygon and l is one of its boundary component. But then $c(t) \in H_i$ for $t \in [t_0, t_0 + \delta]$, contradicting the definition of t_0 .

Suppose now that s_0 is an accumulation point for L . There is a $\delta > 0$ such that if $s \leq s_0 + \delta$ and $s \in L$ then $\gamma(s)$ lies in the frontier $l(s)$ of some H_i that must intersect c at some point $c(t)$ with $t > t_0$, and $t \rightarrow t_0^+$ as $s \rightarrow s_0$. We can also suppose that $s_0 + \delta \in L$ and let us set δ' such that $c(t_0 + \delta') \in l(s_0 + \delta)$.

The set of points $\hat{L} = \{t|c(t) \in l(s)\}$ is a closed subset that accumulates at s_0 . On the other hand if I is a component of $[t_0, t_0 + \delta] \setminus L$ then its end-points lies respectively in $l(s)$ and $l(s')$ and (s, s') is a component of $[s_0, s_0 + \delta] \setminus L$. It follows that $l(s)$ and $l(s')$ are boundary components of some H_i , but then the segment $c(I)$ is contained in H_i . This shows that $c|_{[t_0, t_0 + \delta]}$ is contained in H and we get a contradiction. \square

Proof of Proposition 8.3. Let us consider the set

$$\mathcal{P} = \{A \in PSL_2(\mathbb{R}) | P_A \text{ is a support plane for } \partial_+ K\}.$$

If $A \in \mathcal{P}$ then $P_A \cap \partial_+ K$ is the convex hull of some set $\{x_i, Ax_i\}_{i \in I} = C \cap P_A$.

We define the stratum associated to A to be the convex hull, say $F(A)$, in \mathbb{H}^2 of $\{x_i\}_{i \in I}$. By Remark 6.7, $F(A)$ is weakly separated from $F(A')$.

By the invariance of $\partial_+ K$, if P is a support plane for $\partial_+ K$, then so is $(h_l(\gamma), h_r(\gamma))(P)$. Thus if A lies in \mathcal{P} then so does $\gamma \cdot A = h_r(\gamma) \circ A \circ h_l(\gamma)^{-1}$ and $F(\gamma \cdot A) = h_l(\gamma)(F(A))$. In particular, the set

$$\mathcal{H} = \overline{\bigcup_{A \in \mathcal{P}} F(A)}$$

is h_l -invariant.

We claim that \mathcal{H} is the convex core of h_l . First we prove that $F(A)$ is contained in the convex core for every $A \in \mathcal{P}$. By contradiction, if $F(A)$ is not contained in the convex core there is some ideal point of $F(A)$ that is not contained in Λ_l . Thus there is some point $(x, y) \in P_A \cap C$ such that $x \in I_l(\gamma)$ for some peripheral γ . Since C is an extremal meridian the point (x, y) must lie on the interior of some edge e of $I_l(\gamma) \times I_r(\gamma)$. Since P_A is a support plane for K , it cannot disconnect C (more precisely, in a suitable affine chart C is contained in one of the two closed half-spaces bounded by P_A). It follows that P_A must contain e . Since P_A is spacelike, this gives a contradiction (spacelike planes intersect every leaf only once).

This proves that \mathcal{H} is contained in the convex hull. To prove the reverse inclusion, we only have to check that \mathcal{H} is convex.

By Lemma 8.4 it is sufficient to prove that \mathcal{H} is path-connected. Notice that by definition $r_A(F_A) = P_A \cap \partial_+ K$. So given two points $p \in F(A)$ and $q \in F(A')$ let us consider the corresponding points $\hat{p} = r_A(p)$ and $\hat{q} = r_{A'}(q)$ in $\partial_+ K$. By classical facts on convex subset in \mathbb{R}^3 , there is a continuous path

$$u : [0, 1] \rightarrow T(AdS_3), \quad u(t) = (\hat{p}(t), v(t))$$

such that $\hat{p}(t)$ is a path in the spacelike part of $\partial_+ K$ joining \hat{p} to \hat{q} and $v(t)$ is a vector orthogonal to some support plane $P(t)$ at $\hat{p}(t)$ of $\partial_+ K$.

Let $A(t) \in PSL_2(\mathbb{R})$ be such that $P(t) = P_{A(t)}$. Then the path

$$p(t) = r_{A(t)}^{-1} \hat{p}(t)$$

is a continuous path in \mathbb{H}^2 joining p to q . Since $p(t) \in F(A(t))$ we conclude that p and q are connected by an arc in \mathcal{H} , so it is connected.

We consider on \mathcal{H} the geodesic lamination

$$L = \bigcup_{A \in \mathcal{P}: F(A) \text{ is a geodesic}} F(A) \cup \bigcup_{A \in \mathcal{P}: F(A) \text{ is a polygon}} \partial F(A)$$

We construct a right earthquake on \mathcal{H} with fault locus L and such that the corresponding bent surface is $\partial_+ K$.

Indeed every stratum F of L coincides with $F(A)$ for some $A \in \mathcal{P}$. So we can select for every stratum F an element $A = A(F) \in \mathcal{P}$ such that $F = F(A)$ (the choice is unique almost everywhere). So we define the map

$$E : \mathcal{H} \rightarrow \mathbb{H}^2$$

such that $E|_F = A(F)$

Let us consider two strata F and F' . The planes $P_{A(F)}$ and $P_{A(F')}$ meet along a line l . Orient l in such a way that the signed angle between $P_{A(F)}$ and $P_{A(F')}$ is positive. Let (x_-, y_-) and (x_+, y_+) be the end-points

of l . Since $y_{\pm} = A(F)x_{\pm} = A(F')x_{\pm}$ it turns out that x_- and x_+ are fixed points for the comparison isometry $B^* = A(F)^{-1} \circ A(F')$.

Thus B^* is a hyperbolic translation whose axis is the geodesic s in \mathbb{H}^2 with end-points x_- and x_+ . From Remark 6.7 s separates F from F' . So in order to conclude we just have to check that F' is moved by B^* on the right as viewed from F . Since F' is contained in the left side bounded by s , it is sufficient to prove that B^* acts by a positive translation on s .

Notice that the isometry $(B^*, 1)$ preserves $P_{A(F')}$ into $P_{A(F)}$. Since the signed angle $\alpha(P_{A(F')}, P_{A(F)}) < 0$, then the rotation component of $(B^*, 1)$ is negative. By Lemma 5.4 we conclude that $t(B^*) > 0$.

By applying construction of Proposition 6.18 to the earthquake E , we easily check that the bent surface associated to E is the spacelike part of $\partial_+ K$. \square

8.3. Proof of the main result. We are now ready to prove the earthquake theorem for hyperbolic surfaces with geodesic boundary.

Proof of Theorem 1.2. Proposition 8.3, along with Proposition 8.1, shows that there is a 1-to-1 correspondence between right earthquakes relating η_l to η_r and extremal curves. According to Remark 7.4, the number of extremal curves is equal to 2^k , where k is the number of boundary components which are cusps neither for η_l nor for η_r . Theorem 1.2 follows. \square

9. THE ENHANCED TEICHMÜLLER SPACE

The enhanced Teichmüller space $\hat{\mathcal{T}}_{g,n}$ of a compact surface with boundary is defined in the introduction (Definition 1.3). There is a natural topology on $\hat{\mathcal{T}}_{g,n}$, which restricts to the domains where all ϵ_i are constant as the usual topology on $\mathcal{T}_{g,n}$. It can be defined through a family of neighborhoods of a point, involving quasiconformal homeomorphisms diffeomorphic to the identity, as well of course as the ϵ_i (we leave the details to the reader).

We now wish to define earthquakes as maps from $\hat{\mathcal{T}}_{g,n}$ to itself. A naive possibility would be to define it as the earthquakes on $\mathcal{T}_{g,n}$, adding some information on the signs assigned to boundary components. This however would yield a definition which is not quite satisfactory, since right earthquakes would not have some desirable properties, like those appearing in Proposition 9.7 below.

Reflections of geodesic laminations. Some preliminary definitions are needed. Here we consider a compact surface S of genus g with n boundary components, and a hyperbolic metric h with geodesic boundary on S . Let c_0 be one of the boundary components of S which is not a cusp. Let γ be a complete oriented embedded geodesic in (S, h) which is asymptotic to c_0 on its positive endpoint, i.e., which spirals onto c_0 as $t \rightarrow \infty$.

Definition 9.1. *The reflection of γ relative to c_0 , denoted by $\sigma_{c_0}(\gamma)$, is the geodesic in (S, h) obtained as follow. Let $\bar{\gamma}$ be any lift of γ to the universal cover \tilde{S} of S , so that $\bar{\gamma}$ has its endpoint on the positive side at an endpoint of a lift \bar{c}_0 of c_0 . We define $\sigma_{c_0}(\gamma)$ to be the projection on S of the complete geodesic having as its positive endpoints the other endpoint of $\bar{\gamma}$ and the other endpoint of \bar{c}_0 .*

Note that considering an oriented geodesic here is necessary only if γ spirals on c_0 at both ends. The existence of this reflected geodesic can also be considered in light of Lemma 2.3.

- Remarks 9.2.**
- (1) $\rho_{c_0}(\gamma)$ is also embedded,
 - (2) if γ_1 and γ_2 are two geodesics asymptotic to c_0 which are disjoint, then $\rho_{c_0}(\gamma_1)$ and $\rho_{c_0}(\gamma_2)$ are also disjoint,
 - (3) if γ_1 is a geodesic asymptotic to c_0 and γ_2 is a geodesic not asymptotic to c_0 , and if γ_1 and γ_2 are disjoint, then $\sigma_{c_0}(\gamma_1)$ and γ_2 are disjoint.

Proof. For the first point let $(\gamma_t)_{t \in (0,1)}$ be a one-parameter family of geodesic rays starting from a point of c_0 and ending at the common endpoint of γ and of $\sigma_{c_0}(\gamma)$, such that $\lim_{t \rightarrow 0} \gamma_t = \gamma$, $\lim_{t \rightarrow 1} \gamma_t = \sigma_{c_0}(\gamma)$. Since $\gamma_0 = \gamma$ is embedded, it is not difficult to show that γ_t is embedded for t small enough. Suppose that γ_t is not embedded

for some $t \in (0, 1)$, and let t_0 be the infimum of the $t \in (0, 1)$ such that γ_t is not embedded, then γ_{t_0} would have a self-tangency point, which is impossible. So γ_t is embedded for all $t \in (0, 1)$, and therefore $\gamma_1 = \sigma_{c_0}(\gamma)$ is also embedded. This proves the first point.

For the second point let $\bar{\gamma}_1$ and $\bar{\gamma}_2$ be any lifts of γ_1 and of γ_2 to \tilde{S} . Since γ_1 and γ_2 are disjoint, their lifts $\bar{\gamma}_1$ and $\bar{\gamma}_2$ are also disjoint. $\sigma_{c_0}(\gamma_1)$ is the image by the projection $\tilde{S} \rightarrow S$ of the geodesic, which we can denote by $\sigma_{c_0}(\bar{\gamma}_1)$, which has one endpoint in common with $\bar{\gamma}_1$ (not on a lift of c_0) while the other is an endpoint of a lift of c_0 which has as its other endpoint an endpoint of $\bar{\gamma}_1$. The same description holds for $\bar{\gamma}_2$. It follows that $\sigma_{c_0}(\bar{\gamma}_1)$ and $\sigma_{c_0}(\bar{\gamma}_2)$ are also disjoint. Since this is true for all lifts of γ_1 and γ_2 to \tilde{S} , $\sigma_{c_0}(\gamma_1)$ and $\sigma_{c_0}(\gamma_2)$ are disjoint, which proves the second point.

The third point can be proved using the same argument, we leave the details to the reader. \square

Definition 9.3. *Let λ be a measured geodesic lamination on (S, h) . The reflection of λ is the measured lamination, denoted by $\sigma_{c_0}(\lambda)$, obtained by replacing each leave of λ which is asymptotic to c_0 by its reflection relative to c_0 .*

The previous remarks makes this definition possible, since they show that $\sigma_{c_0}(\lambda)$ is again a measured geodesic lamination (its support is a disjoint union of geodesics). Note that the reflection map, acting on measured geodesic laminations, has some simple properties:

- if λ is any measured geodesic laminations on S then $\sigma_{c_0}^2(\lambda) = \lambda$,
- if c_0 and c_1 are two boundary components of S then σ_{c_0} and σ_{c_1} commute.

In both cases the proofs follow by considering the corresponding statements for geodesics.

Earthquakes on the enhanced Teichmüller space. The definition of earthquakes on $\hat{\mathcal{T}}_{g,n}$ is based on the reflection of measured geodesic laminations.

First we define the earthquake on the subset of $\hat{\mathcal{T}}_{g,n}$, say $\hat{\mathcal{T}}'_{g,n}$ of admissible metrics without cusps.

Definition 9.4. *The map $E_r : \mathcal{ML}_{g,n} \times \hat{\mathcal{T}}'_{g,n} \rightarrow \hat{\mathcal{T}}_{g,n}$ is defined as follows. Let $(\eta, \epsilon_1, \dots, \epsilon_n) \in \hat{\mathcal{T}}'_{g,n}$, and let $\lambda \in \mathcal{ML}_{g,n}$. Consider the measured lamination $\bar{\lambda}$ obtained by taking the reflection of λ with respect to all boundary components c_i of S for which $\epsilon_i = -1$, and let $\bar{\eta} = E_r(\bar{\lambda})(\eta)$. Finally, for $i = 1, \dots, n$, let $\bar{\epsilon}_i = \epsilon_i$ if the right earthquake $E_r(\bar{\lambda})$ does not change the direction in which $\bar{\lambda}$ spirals into c_i , $\bar{\epsilon}_i = 0$ if c_i is become a cusp and $\bar{\epsilon}_i = -\epsilon_i$ otherwise. Then $E_r(\lambda)(\eta, \epsilon_1, \dots, \epsilon_n) = (\bar{\eta}, \bar{\epsilon}_1, \dots, \bar{\epsilon}_n)$.*

The following lemma ensures that it is possible to extend E_r to the whole $\hat{\mathcal{T}}_{g,n}$.

Lemma 9.5. *For any $\lambda \in \mathcal{ML}_{g,n}$ the map $E_r(\lambda) : \hat{\mathcal{T}}'_{g,n} \rightarrow \hat{\mathcal{T}}_{g,n}$ extends continuously on $\hat{\mathcal{T}}_{g,n}$.*

Proof. Given a point $(\eta, \epsilon_1, \dots, \epsilon_k)$ corresponding to a metric η with $n - k$ cusps, denote by λ' the measured geodesic lamination of $\mathcal{ML}_{g,n}(\eta)$ corresponding to η . Let $\bar{\lambda}'$ be the lamination obtained by reflecting λ' with respect to all boundary components for which $\epsilon_i = -1$ and let $\bar{\eta} = E_r(\bar{\lambda}')(\eta)$. For $i = 1, \dots, k$ the sign $\bar{\epsilon}_i$ is defined as in the previous case, whereas for $i = k + 1, \dots, n$ the sign $\bar{\epsilon}_i = 1$ if the lamination λ (that is a lamination of a surface without cusp) spiral in the positive way with respect to the standard spiraling orientation, and $\bar{\epsilon}_i = -1$ otherwise. Finally let us define

$$E_r(\lambda)(\eta) = (\bar{\eta}, \bar{\epsilon}_1, \dots, \bar{\epsilon}_n).$$

It is clear that the composition

$$(4) \quad \hat{\mathcal{T}}_{g,n} \xrightarrow{E_r(\lambda)} \hat{\mathcal{T}}'_{g,n} \xrightarrow{\pi} \mathcal{T}_{g,n}$$

is continuous. To conclude it is then sufficient to show the following points:

- (1) if c_i is a cusp with respect to η_0 , then there is a neighbourhood of η such that $\bar{\epsilon}_i$ is constant.
- (2) if c_i is a cusp with respect to $E_r(h)(\eta_0)$, then for $a > 0$ there is a neighbourhood of η_0 such that the length of c_i with respect $E_r(\hat{\lambda})(\eta)$ is smaller than a for η in that neighborhood.

The second point follows from the continuity of (4). For the first point, let $\varepsilon = 1$ if λ spirals in the positive way around c_i and $\varepsilon = -1$ otherwise. Notice that in a small neighbourhood U of η_0 (precisely the set of η for which the length of c_i is less than the λ mass of c_i) the lamination $E_r(\lambda)$ spirals in the positive way around c_i . Thus if you take a point $(\eta, \varepsilon_1, \dots, \varepsilon_n) \in U$ then the corresponding $\bar{\varepsilon}_i$ is equal to ε . \square

There is a corresponding definition of left earthquake, and we call $E_l : \mathcal{ML}_{g,n} \times \hat{\mathcal{T}}_{g,n} \rightarrow \hat{\mathcal{T}}_{g,n}$. It follows directly from the definition that, for all $\lambda \in \mathcal{ML}_{g,n}$, $E_l(\lambda) = E_r(\lambda)^{-1}$.

As already mentioned above, Definition 9.4 has some desirable properties, that can not easily be achieved by more simple-looking definitions.

Proposition 9.6. *The map $E_r : \mathcal{ML}_{g,n} \times \hat{\mathcal{T}}_{g,n} \rightarrow \hat{\mathcal{T}}_{g,n}$ is continuous.*

Proof. We have seen above that the variation of the length of a boundary component under $E_r(\lambda)$ is proportional to the mass of λ . The proof is therefore a direct consequence of the definition of the topology on $\hat{\mathcal{T}}_{g,n}$. \square

Proposition 9.7. *Let $\lambda \in \mathcal{ML}_{g,n}$, and let $t, t' \in \mathbb{R}_{>0}$. Then $E_r((t + t')\lambda) = E_r(t'\lambda) \circ E_r(t\lambda)$.*

Proof. Let $(h, \varepsilon_1, \dots, \varepsilon_n) \in \hat{\mathcal{T}}_{g,n}$, and let $(h', \varepsilon'_1, \dots, \varepsilon'_n) = E_r(t\lambda)(h, \varepsilon_1, \dots, \varepsilon_n)$. Let $\bar{\lambda}$ be the image of λ under the reflection relative to all boundary components of S for which $\varepsilon_i = -1$. Suppose first that $\forall i \in \{1, \dots, n\}, \varepsilon'_i = \varepsilon_i$. This implies that, after the right earthquake $E_r(t\lambda)$ (considered as an earthquake acting on $\hat{\mathcal{T}}_{g,n}$) $\bar{\lambda}$ spirals in the same direction onto each of the boundary components of S . In other terms $\bar{\lambda}$ remains the same measured lamination after the earthquake $E_r(\lambda)$. The fact that

$$E_r(t'\lambda) \circ E_r(t\lambda)(h, \varepsilon_1, \dots, \varepsilon_n) = E_r((t + t')\lambda)(h, \varepsilon_1, \dots, \varepsilon_n)$$

then follows directly from the definition of an earthquake (through the right-quake cocycle as seen in section 3).

Suppose now that some of the $\bar{\varepsilon}_i$ are different from the corresponding ε_i , and let $\bar{\lambda}'$ be the image of λ under the reflection relative to all boundary components of S for which $\bar{\varepsilon}_i = -1$. The definition of the image of an element of $\hat{\mathcal{T}}_{g,n}$ implies that $\bar{\lambda}'$ is the image of $\bar{\lambda}$ under the earthquake $E_r(t\lambda)$ – the boundary components of S for which $\bar{\lambda}$ and $\bar{\lambda}'$ circle in opposite directions are precisely those for which $\bar{\varepsilon}_i \neq \varepsilon_i$. Thus the result follows again from an elementary argument based on the right-quake cocycle. \square

Proof of Theorem 1.4. The results of section 8 show that there are 2^k left earthquakes sending a given hyperbolic metric (considered as an element of $\mathcal{T}_{g,n}$) to another one, where k is the number of punctures corresponding to geodesic boundary components in both metrics. The corresponding measured laminations are the bending lamination of the future boundary of a convex retract U of M which has as boundary curve an extremal curve (see Proposition 8.1). It was also noted (in Proposition 8.2) that each boundary curve is the upper boundary curve when the (signed) mass m of the measured lamination at the corresponding boundary component of F is bigger than a , the length of that boundary component in the induced metric on the bent surface in M . However we have seen in section 3 that $m > a$ if and only if the lamination λ spirals in the opposite direction on that boundary component after the left earthquake is performed. So each upper extremal curve corresponds to a boundary component for which the spiraling orientation is reversed by the earthquake along λ , while each lower extremal curve corresponds to a boundary component for which the spiraling orientation remains the same. This proves Theorem 1.4.

10. MULTI BLACK HOLES

By now we have studied the action of h on the boundary of AdS_3 . Let us now consider the action of h on AdS_3 . A first easy remark is that such an action is neither proper nor causal. For instance, the lightlike plane P which is tangent to the boundary at infinity of AdS_3 at $p_{++}(\gamma)$ (considered in the projective model of AdS_3) is preserved by $h(\gamma)$, and the orbits of $h(\gamma)$ on P are contained in lightlike rays. Moreover notice that if $h_l = h_r$ then id – considered as an element of AdS_3 , identified with $PSL(2, \mathbb{R})$ as explained above – is a fixed point for h .

In [3, 4] it has been shown that there exists a maximal domain, say $\Omega = \Omega(h_l, h_r)$ of AdS_3 such that the action of h on Ω is free and properly discontinuous and the quotient $\Omega/h(\pi_1(\Sigma))$ is a strongly causal Lorentzian manifold homeomorphic to $\Sigma \times \mathbb{R}$. We will refer to this quotient as a MBH spacetime $M = M(h) = \Omega/h(\pi_1(\Sigma))$.

Let \mathcal{K} be the convex hull of the limit set Λ in AdS_3 . Recall that given an oriented space-like plane P in AdS^3 , all time-like geodesic planes orthogonal to P intersect at distance exactly $\pi/2$ from P . The intersection point on the positive side of P is called the point dual to P . Using this notion, Ω can be defined as the set of points whose dual planes are disjoint from \mathcal{K} (see [3, 4] for details).

Let us collect some properties of Ω :

- (1) It is convex and strongly causal.
- (2) The intersection with the boundary at infinity of AdS_3 of the closure of Ω is the asymptotic region \mathcal{G} of h , as described in the previous subsection.
- (3) It contains the convex core of \mathcal{K} .

Notice that Ω is not globally hyperbolic. Any globally hyperbolic spacetime with holonomy equal to h isometrically embeds into Ω . Thus, Ω can also be described as the union of all h -invariant globally hyperbolic domains. Such domains, in turn, are in one-to-one correspondence with h -invariant no-where timelike closed curves in ∂AdS_3 . Let us note that \mathcal{K} is contained in the convex hull of every such closed curve in ∂AdS_3 .

The “black hole” of Ω is, by definition, the set of points that cannot be connected to \mathcal{G} along any future-directed causal path (i.e. the domain in Ω that is causally disconnected from the “infinity” \mathcal{G} in the future). Barbot [3, 4] pointed out that this set is globally hyperbolic and corresponds to the extremal curve in the boundary obtained by choosing the arc \wedge in each $\mathcal{G}(\gamma)$.

There is also a “white hole”, that is the set of points that cannot be connected to \mathcal{G} along any *past-directed* causal curve. It is the globally hyperbolic domain whose boundary at infinity is obtained by choosing the extremal arc \vee in each $\mathcal{G}(\gamma)$.

The intersection of the black hole and the white hole is the set of points disconnected from \mathcal{G} both in the future and in the past. It can be regarded as the set of points contained in all h -invariant MGH domains (in particular it contains \mathcal{K}).

Notice that for each $\gamma \in \pi_1(\Sigma)$ corresponding to a non-degenerate AR, the geodesic, say c_γ , joining $p_{--}(\gamma)$ to $p_{++}(\gamma)$ in AdS_3 is contained in the boundary of \mathcal{K} . This geodesic is contained in the lightlike planes dual to $p_{+-}(\gamma)$ and $p_{-+}(\gamma)$. Consider then the lightlike triangles with base c_γ and vertex respectively in $p_{-+}(\gamma)$ and $p_{+-}(\gamma)$. The union of these triangles disconnects Ω in two regions, the one that faces $\mathcal{G}(\gamma)$ is called the asymptotic region of γ in Ω .

The union of such triangles disconnects Ω in an “internal” piece, that is $\hat{\Omega}$, and a certain set of regions that faces the non-degenerate AR’s. We call such regions the asymptotic regions of Ω . The asymptotic regions of the MBH spacetime are defined as the corresponding quotients.

The domain $\hat{\Omega}$ turns out to be the union of the black hole and the white hole. Thus the boundary of $\hat{M} = \hat{\Omega}/h$ is formed by k annuli, each of which is the union of two lightlike totally geodesic annuli along a spacelike geodesics. Notice that \hat{M} is a strong deformation retract of M .

The set of geodesics $\{c_\gamma\}$ is contained in the boundary of $\partial\mathcal{K}$. They disconnect the boundary in two bent surfaces, the upper and the lower boundary of $\partial\mathcal{K}$. The intrinsic metric on them is hyperbolic, and in fact they are isometric to some straight convex sets of \mathbb{H}^2 . Moreover the bending gives rise to a measured geodesic lamination on each. Clearly $\partial_\pm\mathcal{K}$ are invariant under the action of h , and $\partial_\pm\mathcal{K}/h$ produces an admissible structure.

11. SOME REMARKS

Ends versus cone singularities. The statements presented here, concerning earthquakes on hyperbolic surfaces with geodesic boundary, can quite naturally be compared to corresponding results on closed surfaces endowed with hyperbolic metrics with cone singularities (as in [9]). Indeed cone singularities can in a fairly natural way be considered as analytic continuations of geodesic boundary components when the length becomes imaginary.

Another way to state the relation between the two is that black holes (or more precisely, singularities inside them, i.e. bending lines on the boundary of M) are “particles” moving along spacelike geodesics.

However this analogy has limits. One of them is that the “earthquake theorem” of [9] keeps the angle at the cone singularities fixed, so that two metrics are related by a unique right earthquake and there is no analog of the appearance of the enhanced Teichmüller space, which is a key feature for hyperbolic surfaces with geodesic boundary.

There might very well be a statement generalizing both the main result here and the main result of [9], and describing the earthquakes between two hyperbolic metrics having both cone singularities (of angle less than π) and geodesic boundary components. One could even imagine a proof based on a Mess type parametrization, by a right and left hyperbolic metric, of the space of multi-black holes of a given topology containing “particles” of fixed cone angle.

Other possible proofs. There are at least two possible proofs of Thurston’s Earthquake Theorem for (smooth) hyperbolic metrics on closed surfaces, in addition to the Mess argument used above. One, originating in work of Kerckhoff [16], uses analytic properties of the lengths of closed geodesics under earthquakes. The other, due to Thurston [20], uses a more geometric constructions to construct an earthquake from an orientation-preserving homeomorphism from S^1 to itself.

It appears quite likely that those arguments can be extended to provide other proofs of the “earthquake theorem” presented here for hyperbolic surfaces with geodesic boundary components. The proof given by Thurston, in particular, might well extend to the case under consideration, however not in a completely straightforward way since one would have to construct appropriate homeomorphisms of S^1 from two hyperbolic metrics with geodesic boundary and then understand the boundedness of the earthquake obtained through Thurston’s theorem.

More precisely, given two hyperbolic metrics g_1 and g_2 with geodesic boundary on a compact surface with boundary $\bar{\Sigma}$, they define an equivariant self-homeomorphism of the boundary at infinity of Σ , which is a Cantor set in S^1 . Extending this homeomorphism to an equivariant map from S^1 to itself can be done in many ways. In particular there are 2^k such extensions – where k is the number of boundary components of $\bar{\Sigma}$ corresponding to geodesic boundary components (rather than cusps) for both g_1 and g_2 – obtained by sending each interval in the complement of the Cantor set to either of its endpoints. It is quite conceivable that those maps are the boundary values of the earthquakes considered here.

In fact this strategy is not really different from the one we have considered in this paper. The main point of [20] to construct a left earthquake extending a homeomorphism φ of S_∞^1 is to consider the set \mathcal{S} of elements g in $PSL(2, \mathbb{R})$ such that $g \circ \varphi$ is an *extremal* homeomorphism. The convex hulls in \mathbb{H}^2 of the fixed points of $g \circ \varphi$ are the strata for the lamination that provides the earthquake.

Instead, the key point in [17] was to consider the future boundary, $\partial_+ \mathcal{K}$, of the convex hull in AdS_3 of the graph of φ . By means of the product structure of the boundary of AdS_3 two maps were pointed out $M_L, M_R : \partial_+ \mathcal{K} \rightarrow P$, where $P \cong \mathbb{H}^2$ is a fixed spacelike plane. Those maps are determined by the following requirements:

- (1) the restriction on each face is a projective map;
- (2) ideal points of each face are sent to points on the same left (resp. right) leaf.

It turns out that M_L is a left earthquake and M_R is a right earthquake along the bending lamination of $\partial_+ \mathcal{K}$ and $M_L \circ M_R^{-1}$ is the earthquake extending φ .

With the AdS language the set \mathcal{S} could be identified to the set of points whose dual plane is a support plane of \mathcal{K} touching $\partial_+ \mathcal{K}$. Moreover, the intersection of the dual plane with the future boundary is sent by M_R to the convex core of the fixed points of $g \circ \varphi$.

Let us stress that this relation between these different proofs was already known by Mess (see the discussion in Section 7 of [17]).

Other questions. Many of the questions which are still open for globally hyperbolic AdS manifolds (and/or for quasifuchsian hyperbolic manifolds) can also be considered in the setting of multi-black holes. For instance, Mess [17] asked whether any couple of hyperbolic metrics can be uniquely obtained as the induced metric on

the boundary of the convex core; this might be true also for hyperbolic metrics with geodesic boundary in the context of multi-black holes. The corresponding questions for the measured bending laminations of the boundary of the convex core are also of interest.

REFERENCES

1. Stefan Åminneborg, Ingemar Bengtsson, Dieter Brill, Sören Holst, and Peter Peldán, *Black holes and wormholes in $2 + 1$ dimensions*, Classical Quantum Gravity **15** (1998), no. 3, 627–644. MR MR1612178 (99c:83043)
2. Lars Andersson, Thierry Barbot, Riccardo Benedetti, Francesco Bonsante, William M. Goldman, François Labourie, Kevin P. Scannell, and Jean-Marc Schlenker, *Notes on: “Lorentz spacetimes of constant curvature” [Geom. Dedicata **126** (2007), 3–45; mr2328921] by G. Mess*, Geom. Dedicata **126** (2007), 47–70. MR MR2328922
3. Thierry Barbot, *Causal properties of AdS-isometry groups. I. Causal actions and limit sets*, Adv. Theor. Math. Phys. **12** (2008), no. 1, 1–66. MR MR2369412 (2009d:53094)
4. ———, *Causal properties of AdS-isometry groups. II. BTZ multi-black-holes*, Adv. Theor. Math. Phys. **12** (2008), no. 6, 1209–1257. MR MR2443264
5. Riccardo Benedetti and Francesco Bonsante, *Canonical Wick rotations in 3-dimensional gravity*, Memoirs of the American Mathematical Society **198** (2009), 164pp, math.DG/0508485.
6. Lipman Bers, *Simultaneous uniformization*, Bull. Amer. Math. Soc. **66** (1960), 94–97. MR MR0111834 (22 #2694)
7. Francis Bonahon and Xiaobo Liu, *Representations of the quantum Teichmüller space and invariants of surface diffeomorphisms*, Geom. Topol. **11** (2007), 889–937. MR MR2326938 (2008b:57035)
8. Francesco Bonsante, Kirill Krasnov, and Jean-Marc Schlenker, *Multi black holes and earthquakes on Riemann surfaces with boundaries*, math.GT/0610429, v4., 2006.
9. Francesco Bonsante and Jean-Marc Schlenker, *AdS manifolds with particles and earthquakes on singular surfaces*, math.GT/0609116. Geom. Funct. Anal. **19**:1 (2009), 41–82., 2006.
10. Dieter Brill, *Black holes and wormholes in $2 + 1$ dimensions*, Mathematical and quantum aspects of relativity and cosmology (Pythagoreon, 1998), Lecture Notes in Phys., vol. 537, Springer, Berlin, 2000, arXiv:gr-qc/9904083, pp. 143–179. MR MR1843036 (2002e:83069)
11. Andrew J. Casson and Steven A. Bleiler, *Automorphisms of surfaces after Nielsen and Thurston*, London Mathematical Society Student Texts, vol. 9, Cambridge University Press, Cambridge, 1988. MR MR964685 (89k:57025)
12. A. Fathi, F. Laudenbach, and V. Poenaru, *Travaux de Thurston sur les surfaces*, Société Mathématique de France, Paris, 1991, Séminaire Orsay, Reprint of *Travaux de Thurston sur les surfaces*, Soc. Math. France, Paris, 1979 [MR 82m:57003], Astérisque No. 66-67 (1991).
13. V. V. Fock, *Dual Teichmüller spaces*, ITEP-TH-5-1996.
14. V. V. Fok and L. O. Chekhov, *Quantum modular transformations, the pentagon relation, and geodesics*, Tr. Mat. Inst. Steklova **226** (1999), no. Mat. Fiz. Probl. Kvantovoi Teor. Polya, 163–179. MR MR1782560 (2001h:53122)
15. ———, *Quantum Teichmüller spaces*, Teoret. Mat. Fiz. **120** (1999), no. 3, 511–528. MR MR1737362 (2001g:32034)
16. Steven P. Kerckhoff, *The Nielsen realization problem*, Ann. of Math. (2) **117** (1983), no. 2, 235–265. MR MR690845 (85e:32029)
17. Geoffrey Mess, *Lorentz spacetimes of constant curvature*, Geom. Dedicata **126** (2007), 3–45. MR MR2328921
18. B. O’Neill, *Semi-riemannian geometry*, Academic Press, 1983.
19. William P. Thurston, *Three-dimensional geometry and topology.*, Originally notes of lectures at Princeton University, 1979. Recent version available on <http://www.msri.org/publications/books/gt3m/>, 1980.
20. ———, *Earthquakes in two-dimensional hyperbolic geometry*, Low-dimensional topology and Kleinian groups (Coventry/Durham, 1984), London Math. Soc. Lecture Note Ser., vol. 112, Cambridge Univ. Press, Cambridge, 1986, pp. 91–112. MR MR903860 (88m:57015)

DIPARTIMENTO DI MATEMATICA DELL’UNIVERSITÀ DEGLI STUDI DI PAVIA, VIA FERRATA 1, 27100 PAVIA (ITALY)
E-mail address: francesco.bonsante@unipv.it

SCHOOL OF MATHEMATICAL SCIENCES, UNIVERSITY OF NOTTINGHAM, NOTTINGHAM, NG7 2RD, UK.
E-mail address: kirill.krasnov@nottingham.ac.uk

INSTITUT DE MATHÉMATIQUES DE TOULOUSE (UMR CNRS 5219), UNIVERSITÉ PAUL SABATIER, 31062 TOULOUSE CEDEX 9, FRANCE
E-mail address: jmschlenker@gmail.com