

METRICS AND EMBEDDINGS OF GENERALIZATIONS OF THOMPSON'S GROUP F

J. BURILLO, S. CLEARY AND M.I. STEIN

ABSTRACT. The distance from the origin in the word metric for generalizations $F(p)$ of Thompson's group F is quasi-isometric to the number of carets in the reduced rooted tree diagrams representing the elements of $F(p)$. This interpretation of the metric is used to prove that every $F(p)$ admits a quasi-isometric embedding into every $F(q)$, and also to study the behavior of the shift maps under these embeddings.

When obtaining the first example of a finitely presented infinite simple group in [12], R. Thompson introduced groups F , T and V , which have attracted considerable interest since then and have become known as Thompson's groups F , T and V . Higman [10] generalized the group V to a whole family of groups, a generalization that was extended to the subgroups F and T by Brown [3]. The groups $F(p)$ of this article correspond to the groups $F_{p,\infty}$ in [3]. These families of groups have also been extensively studied by Brin and Guzmán [2].

Thompson's group F has proven to be the most interesting group of all and has emerged in a variety of settings. It can be regarded as the group of piecewise-linear, orientation-preserving homeomorphisms of the interval $[0, 1]$ which have breakpoints only at dyadic points and whose slopes, where defined, are powers of two. In 1984 Brown and Geoghegan [4] found it to be the first example of a finitely presented infinite-dimensional torsion-free FP_∞ group. This fact has been extended to all $F(p)$ in [3], and studied by Stein [11], where generalizations to more general groups of homeomorphisms with general rational breakpoint sets are considered. Cleary [7] has studied these properties for groups of piecewise-linear homeomorphisms with irrational breakpoints and slopes.

In [5] Burillo showed the relationship between the word metric of Thompson's group F and an estimate of the distance derived from the unique normal form of the elements. This algebraic estimate is quasi-isometric to the word metric and was used to prove that some subgroups are nondistorted in F . In this paper we find a geometric estimate of the word metric in terms of rooted tree diagrams (see [6] and [8]), show that this is quasi-isometric to the word metric, and use this interpretation to prove that the embeddings of $F(p)$ into $F(q)$ outlined in [2] are quasi-isometric. The interpretations of these embeddings in terms of the tree diagrams also yield insights into the behavior of the shift maps under the embeddings.

After a statement of some results about the groups $F(p)$ in section 1 that will be needed later in the paper, including a brief description of the rooted tree diagrams, section 2 contains the interpretation of the word metric in terms of the normal form and of the number of carets in the tree diagrams. In section 3 the natural embedding of $F(p^k)$ into $F(p)$ is studied and proved to be nondistorted, and in section 4 the embeddings of any $F(p)$ in any $F(q)$ obtained in [2] are proved to

be quasi-isometric. The last section is dedicated to study the behavior of the shift maps of $F(p)$ under these embeddings.

1. THE GROUPS $F(p)$

The generalizations of Thompson's group which are the subject of this paper are the groups $F(p) = F(1, \mathbb{Z}[\frac{1}{p}], \langle p \rangle)$, the groups of piecewise-linear, orientation-preserving homeomorphisms of the interval $[0, 1]$ which have breakpoints only in $\mathbb{Z}[\frac{1}{p}]$, and such that the slopes, where defined, are powers of p . For $p = 2$ this group is the well-known Thompson's group F , and the groups $F(p)$ are natural generalizations of F , and share many of its interesting properties. In this section we outline some of these properties that will be used later in the paper. For a very readable introduction to F see [6], and for generalizations to $F(p)$ see [3] and [11].

The group $F(p)$ admits the following infinite presentation:

$$\mathcal{P}_p = \langle x_i, i \geq 0 \mid x_i^{-1} x_j x_i = x_{j+p-1}, \text{ for } i < j \rangle$$

where the maps $x_i \in F(p)$, for $0 \leq i \leq p-2$, can be represented by the homeomorphisms of the unit interval:

$$x_i(t) = \begin{cases} t & \text{if } 0 \leq t \leq \frac{i}{p}, \\ pt - \frac{i(p-1)}{p} & \text{if } \frac{i}{p} \leq t \leq \frac{(p-1)(i+1)}{p^2}, \\ t + \frac{(p-1)(p-i-1)}{p^2} & \text{if } \frac{(p-1)(i+1)}{p^2} \leq t \leq \frac{i+1}{p}, \\ \frac{t+p-1}{p} & \text{if } \frac{i+1}{p} \leq t \leq 1; \end{cases}$$

For x_i with $i \geq p-1$, we let $j = \lfloor \frac{i}{p-1} \rfloor$, and let $k = i - j(p-1)$. Then, $x_i \in F(p)$ is the identity except in the interval $[1 - \frac{1}{p^j}, 1]$, where the graph is a scaled-down copy of the graph of x_k . The compositions are taken on the right; that is, the element $x_i x_j \in F(p)$ corresponds with the composition $x_j \circ x_i$ as maps in $[0, 1]$.

The groups $F(p)$ admit a *shift map* ϕ , which sends every generator x_i to x_{i+1} . The shift map satisfies $x_0^{-1} \phi(x) x_0 = \phi^p(x)$ for all $x \in F(p)$, so it is a conjugacy idempotent. The relations between the shift maps of the different $F(p)$ are studied in section 5.

The infinite presentation \mathcal{P}_p is useful for its symmetry and simplicity, but to discuss the word metric we need to consider a finite presentation. It is clear that x_0, x_1, \dots, x_{p-1} generate $F(p)$, and it is possible to write a presentation for $F(p)$ with these p generators and $p(p-1)$ relators (see [9] and [11]). For $p = 2$ this is the standard presentation for Thompson's group F :

$$\langle x_0, x_1 \mid [x_0 x_1^{-1}, x_2], [x_0 x_1^{-1}, x_3] \rangle.$$

In the following, when we refer to the word metric, or the length of an element, we will always mean with respect to these finite presentations.

From the relators $x_i x_j x_i^{-1} = x_{j+p-1}$ we can see that every element in $F(p)$ admits an expression of the form

$$x_{i_1}^{r_1} x_{i_2}^{r_2} \dots x_{i_n}^{r_n} x_{j_m}^{-s_m} \dots x_{j_2}^{-s_2} x_{j_1}^{-s_1}$$

where $i_1 < i_2 < \dots < i_n \neq j_m > \dots > j_2 > j_1$. This expression is unique if we require one additional condition: if both x_i and x_i^{-1} appear, then one of the generators

$$x_{i+1}, x_{i+1}^{-1}, x_{i+2}, x_{i+2}^{-1}, \dots, x_{i+p-1}, x_{i+p-1}^{-1}$$

must appear as well. This is required for uniqueness because if none of them appears, there is a subword of the type $x_i \phi^p(x) x_i^{-1}$ which can be replaced by $\phi(x)$. This unique expression of an element will be called its *normal form*. The proof of the uniqueness of the normal form in $F(2)$ in [4] extends easily to every $F(p)$. Given an element x , its normal form is the shortest word in the infinite generating set of \mathcal{P}_p representing it.

The groups $F(p)$ can also be realized as groups of homeomorphisms of the real line \mathbb{R} . The maps

$$f_i(t) = \begin{cases} t & \text{if } t \leq i, \\ pt + i(1-p) & \text{if } i \leq t \leq i+1, \\ t+p-1 & \text{if } i+1 \leq t \end{cases}$$

generate a group of piecewise-linear homeomorphisms of \mathbb{R} which is isomorphic to $F(p)$. As before, compositions are taken on the right. We will use both of these geometric representations for $F(p)$ to deduce different properties of these groups.

Another interpretation for $F(p)$ is based on maps of rooted trees. This interpretation was studied by Higman in [10] and Bieri–Strebel in [1], and it is described with great detail for the case of $F(2)$ in [6]. A rooted p -tree is a tree with a distinguished vertex (the *root*) which has p edges, and any other vertex has either valence 1 (*leaves*) or valence $p+1$ (*nodes*). We think of a rooted p -tree as a *descending* tree, with the root on top, and different levels of vertices, with the root being the sole vertex of level 0. Every vertex different from the root is connected by an edge to a vertex in the previous level, and it is either a leaf, in which case it is not connected to the next lower level, or a node, which has p *children*, i.e., it is connected to p vertices in the next lower level. A node, together with its p children, and the p edges connecting them, form a *caret*. A caret has, from left to right in the obvious way, a left edge, several interior edges (none if $p = 2$), and a right edge.

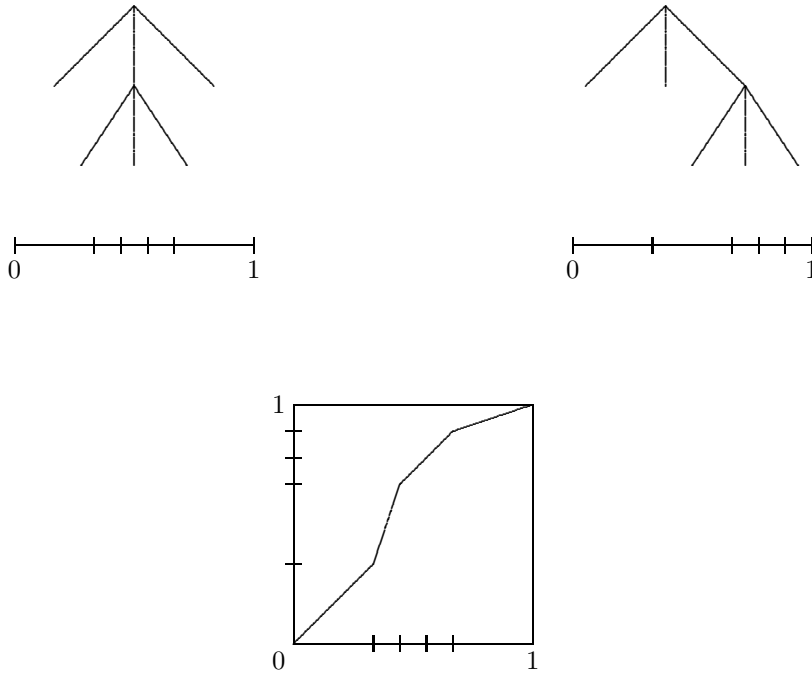


Fig. 1: The tree diagram for $x_1 \in F(3)$ with its homeomorphism of $[0, 1]$.

Following [8], we will say that a caret is a *left caret* when it is the leftmost caret of a level, or, equivalently, when its vertex is joined to the root by a path made out completely by left edges. We define a *right caret* in a similar manner, and every caret which is not left or right is called an *interior caret*.

A rooted p -tree can be thought of as a graphic representation of a subdivision of the interval $[0, 1]$ into intervals of lengths $\frac{1}{p^k}$ for different k . A vertex in level k corresponds to an interval of length $\frac{1}{p^k}$. If it is a node, the caret represents the subdivision of the interval in p intervals of length $\frac{1}{p^{k+1}}$. The leaves represent the final intervals of the subdivision, and the order of the intervals in $[0, 1]$ induces a total order on the leaves of the tree. The endpoints of the intervals are always elements of $\mathbb{Z}[\frac{1}{p}]$.

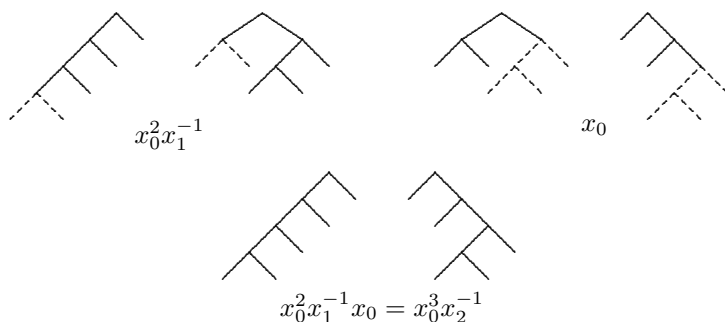


Fig. 2: Composing two tree diagrams in $F(2)$, with the added carets in dashes.

An element $x \in F(p)$ can be thought of, then, as a *tree diagram*, i.e., an order-preserving map between the leaves of two rooted p -trees with the same number of carets (and thus the same number of leaves). The homeomorphism x of $[0, 1]$ represented by this diagram can be seen using the subdivisions represented by the two trees: the intervals of the source tree are sent to the ones in the target tree, preserving the order. The product of two elements x and y can be seen with the tree diagrams using the following process: add carets simultaneously at corresponding leaves to the source and target trees of x , and also add carets to the pair of trees of y , until the target tree of x and the source tree of y are equal. Then, a tree diagram for xy has for source the source of x and for target the target of y , with all the added carets needed to perform the composition.

A diagram is reducible if all the leaves of a caret are sent to all the leaves of another caret in the target, that is, if these carets represent superfluous subdivisions of the corresponding intervals. In the following, we will assume that our diagrams are reduced, meaning that superfluous carets have been eliminated. For a given element, the reduced tree diagram representing it is unique, and there is a close relation between the reduced tree diagram and the normal form of the element ([6], [8]).

Reduced p -tree diagrams are a powerful and efficient way to represent elements of $F(p)$, and they will be used several times later in the paper. A complete detailed description of the tree diagram representation for $F(2)$ can also be found in [8], where B. Fordham uses it to obtain an algorithm to compute the exact length of an element of $F(2)$ given its normal form.

Yet a different representation of the groups $F(p)$ can be found in [9], in the context of diagram groups. This representation is essentially the same as the tree diagram representation, where a node with its $p + 1$ edges is replaced by a 2-cell with its boundary subdivided in $p + 1$ edges, and the cells are attached to each other along the edges according to the same pattern represented by the trees.

2. THE WORD METRIC OF $F(p)$

The different interpretations of the groups $F(p)$, both as groups of homeomor-

phisms and as groups of maps of rooted trees can be used to deduce expressions for the word metric. First we generalize to all $F(p)$ the estimate of the length of an element developed in [5]. This gives a quantity which is equivalent to the length, and can be readily computed from the normal form of an element. Here, we mean equivalent in the sense of quasi-isometry. We will denote by $|x|_p$ the minimal length of an element of $F(p)$ in the word metric with respect to the generators x_0, x_1, \dots, x_{p-1} .

Theorem 1. *Let $x \in F(p)$ have normal form*

$$x_{i_1}^{r_1} x_{i_2}^{r_2} \dots x_{i_n}^{r_n} x_{j_m}^{-s_m} \dots x_{j_2}^{-s_2} x_{j_1}^{-s_1},$$

and let

$$D(x) = r_1 + r_2 + \dots + r_n + s_1 + s_2 + \dots + s_m + i_n + j_m.$$

Then, we have

$$\frac{D(x)}{3(p-1)} \leq |x|_p \leq 3D(x).$$

Proof. The upper bound is straightforward: replacing each x_i in the normal form by its expression in the generators x_0, x_1, \dots, x_{p-1} , the length of the word obtained is less than $3D(x)$, and clearly it is an upper bound for the minimal length.

For the lower bound, observe that since the normal form has the shortest possible length among words representing x in the generators of \mathcal{P}_p , we can conclude that $|x|_p \geq r_1 + \dots + r_n + s_1 + \dots + s_m$. Finally, let w be the word in the generators x_0, x_1, \dots, x_{p-1} which has minimal length $|x|_p$. To obtain the unique normal form from w , the generators have to be switched around using the relators of \mathcal{P}_p , at the price of increasing the index of one of them by $p-1$ per switch. A given generator in w needs to be switched at most $|x|_p - 1$ times, so the highest possible generator appearing in the normal form has index at most

$$p-1 + (p-1)(|x|_p - 1) = (p-1)|x|_p$$

and then

$$i_n \leq (p-1)|x|_p \quad \text{and} \quad j_m \leq (p-1)|x|_p.$$

Combining all these inequalities we obtain the desired lower bound. \square

Part of the previous proof is due to V. Guba, who improved on the proof given in [5].

The number $D(x)$ given in the previous result is, then, equivalent to the distance. This readily computable quasi-metric $D(x)$ can be used in the place of the genuine word metric to obtain geometric characterizations for the distance.

Proposition 2. *Let $x \in F(2)$ be an element whose normal form is a positive word, i.e.,*

$$x = x_{i_1}^{r_1} x_{i_2}^{r_2} \dots x_{i_n}^{r_n}.$$

Let

$$N(x) = \max \{i_k + r_k + r_{k+1} + \dots + r_n + 1, \text{ for } k = 1, 2, \dots, n\}.$$

Then,

- (1) $N(x)$ is equal to the number of carets in either tree of the reduced 2-tree diagram for x ,

- (2) $N(x)$ is equal to the y -coordinate of the last breakpoint of the graph of x represented as a homeomorphism of \mathbb{R} ,
- (3) $N(x)$ is quasi-equivalent to the distance. In particular,

$$\frac{D(x)}{2} \leq N(x) \leq D(x) + 1.$$

Proof. The statement that $N(x)$ is equivalent to the distance is clear from the definition: clearly $N(x) \leq D(x) + 1$, and also

$$N(x) \geq i_1 + r_1 + \dots + r_n + 1 \geq r_1 + \dots + r_n, \text{ and}$$

$$N(x) \geq i_n + r_n + 1 \geq i_n,$$

from which the lower bound follows.

Both statements (1) and (2) will be proved using the same induction in n . If $n = 1$, then $x = x_i^r$, and we have that the tree diagram of x has exactly $i + r + 1$ carets (see Figure 3). The graph for the homeomorphism representing x has the following slopes at points with the given y -coordinate:

$$\begin{aligned} 1 & \text{ for } y \in (-\infty, i), \\ 2^r & \text{ for } y \in (i, i + 2), \\ 2^{r-k} & \text{ for } y \in (i + k + 1, i + k + 2), \quad k = 1, \dots, r - 1, \\ 1 & \text{ for } y \in (i + r + 1, \infty). \end{aligned}$$

In particular, the last breakpoint is $(i + 1, i + r + 1)$.

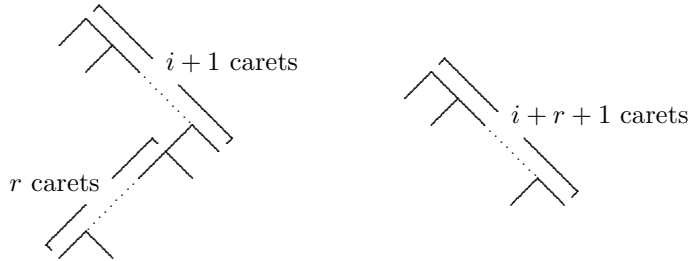


Fig. 3: The tree diagram for x_i^r .

For $n > 1$, let $x = x_{i_1}^{r_1} x_{i_2}^{r_2} \dots x_{i_n}^{r_n}$, and take $y = x x_i^r$. When composing the two tree diagrams of x and x_i^r , we need to add carets to the middle two trees to make them match. We need to study two cases.

Case 1: Suppose that $i + 1 \leq N(x)$.

By induction hypothesis, the trees for the reduced tree diagram for x have $N(x)$ carets, and we need to add r carets to the target tree of x , and $N(x) - i - 1$ to the source tree for x_i^r to perform the composition. In any case the resulting trees have $N(x) + r$ carets, and observe that if $i + 1 \leq N(x)$, then $N(y) = N(x) + r$. It is important to realize that the tree diagram obtained for y is reduced. This fact can be observed using the relations between the reduced tree diagram and the exponents which appear in the unique normal form (see [8]).

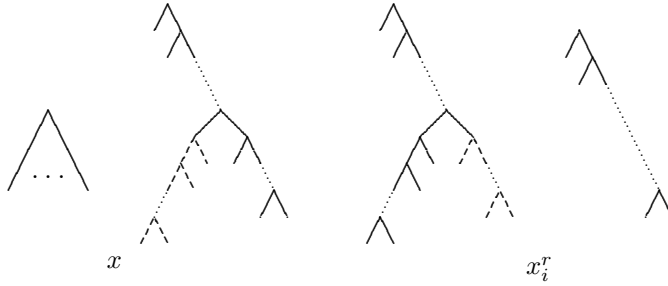


Fig. 4: The composition of x with x_i^r when $i + 1 \leq N(x)$.

For the graphs of the corresponding homeomorphisms, again from $i + 1 \leq N(x)$, we see that when composing x with x_i^r the only interval that gets modified is $[i, i + 1]$, which gets stretched into $[i, i + r + 1]$. The last breakpoint of y is now $N(x) + r$, which as before is equal to $N(y)$.

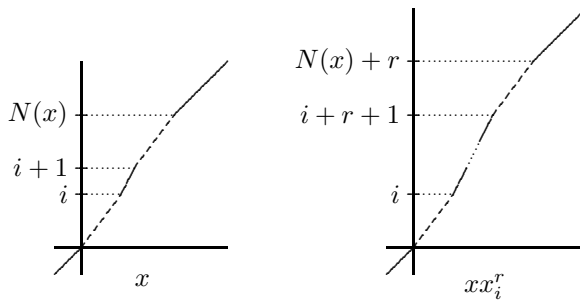


Fig. 5: The graphs of x and xx_i^r when $i + 1 \leq N(x)$.

Case 2: If $i + 1 > N(x)$, then in the composition of the two tree diagrams we need to add $i + r + 1 - N(x)$ carets to the target tree of x to match the source of x_i^r :

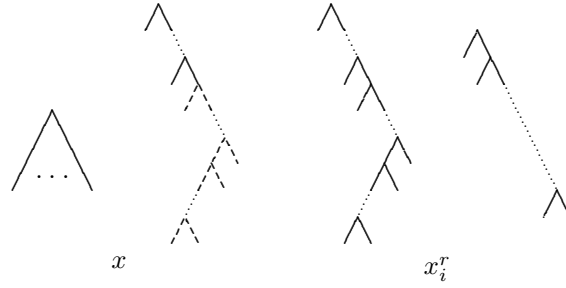


Fig. 6: The composition of x with x_i^r when $i + 1 > N(x)$.

The resulting trees have $i+r+1$ carets, and if $i+1 > N(x)$, it is clear that $N(y) = i + r + 1$ as well. For the homeomorphisms, if $i + 1 > N(x)$, all the modifications to the graph of x occur above the last breakpoint, so the last breakpoint for y is the same than for x_i^r , which has y -coordinate $i + r + 1$. \square

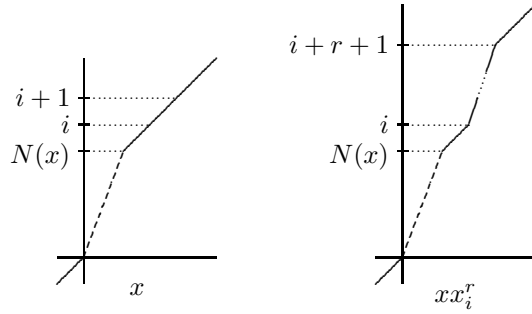


Fig. 7: The graphs of x and xx_i^r when $i + 1 > N(x)$.

For the case of a general word, not necessarily positive, there is no relation between the y -coordinate of the last breakpoint and the distance. The elements

$$x_0 x_1 \dots x_{k-1} x_k^2 x_{k+1}^{-1} x_k^{-1} \dots x_1^{-1} x_0^{-1}$$

have all breakpoints in the square $[0, 1] \times [0, 1]$, whereas their norm is linear in k . But the number of carets in the reduced diagram is still equivalent to the norm.

Theorem 3. Let $x \in F(2)$ be an element whose normal form is

$$x_{i_1}^{r_1} x_{i_2}^{r_2} \dots x_{i_n}^{r_n} x_{j_m}^{-s_m} \dots x_{j_2}^{-s_2} x_{j_1}^{-s_1},$$

and let

$$\begin{aligned} y_1 &= x_{i_1}^{r_1} x_{i_2}^{r_2} \dots x_{i_n}^{r_n} \\ y_2 &= x_{j_1}^{s_1} x_{j_2}^{s_2} \dots x_{j_m}^{s_m} \end{aligned}$$

be the two positive words involved in the normal form for $x = y_1 y_2^{-1}$. Then the number $N(x)$ of carets for any tree in the reduced tree diagram for x is equal to the highest number of carets in the diagrams for y_1 and y_2 . This number of carets is equal to

$$\begin{aligned} N(x) &= \max \{N(y_1), N(y_2)\} \\ &= \max \{i_k + r_k + r_{k+1} + \dots + r_n + 1, \text{ for } k = 1, 2, \dots, n, \\ &\quad j_l + s_l + s_{l+1} + \dots + s_m + 1, \text{ for } l = 1, 2, \dots, m\}, \end{aligned}$$

and it is equivalent to the distance.

Proof. The equivalence with the distance proceeds as in Proposition 2, except the inequalities are now:

$$\frac{D(x)}{4} \leq N(x) \leq D(x) + 1.$$

For the number of carets, we only need to realize that to obtain the diagram for x we need to put the two diagrams for y_1 and y_2 next to each other with the diagram for y_2 reversed, and add carets to the one with fewer of them.

The tree diagram obtained will be reduced because of the uniqueness of the normal form, again by the results in [8]. \square

Note that these results only apply to $F(2)$, where the proofs are simple and for a positive word in $F(2)$ the number of carets and the y -coordinate of the last breakpoint coincide. This fact is not true for $F(p)$ if $p > 2$, but even though those two numbers are different, both are equivalent to the distance. For general $F(p)$ we have the following results with analogous proofs:

Proposition 4. *Let*

$$x = x_{i_1}^{r_1} x_{i_2}^{r_2} \dots x_{i_n}^{r_n}$$

be a positive word in $F(p)$. Then the number

$$N_1(x) = \max \left\{ \left\lfloor \frac{i_k}{p-1} \right\rfloor + r_k + r_{k+1} + \dots + r_n + 1, \text{ for } k = 1, 2, \dots, n \right\}$$

is equal to the number of carets in either tree of the reduced p -tree diagram for x . This number satisfies the inequality

$$\frac{D(x)}{2(p-1)} \leq N_1(x) \leq D(x) + 1.$$

\square

Proposition 5. *Let*

$$x = x_{i_1}^{r_1} x_{i_2}^{r_2} \dots x_{i_n}^{r_n}$$

be a positive word in $F(p)$. Then the number

$$\begin{aligned} N_2(x) &= \max \{i_k + r_k(p-1) + r_{k+1}(p-1) + \dots + r_n(p-1) + 1, \\ &\quad \text{for } k = 1, 2, \dots, n\} \end{aligned}$$

is equal to the y -coordinate of the last breakpoint of the graph for x . This number satisfies the inequality

$$\frac{D(x)}{2} \leq N_2(x) \leq D(x)(p-1) + 1.$$

□

And for connection between the number of carets with the word metric for a general, not necessarily positive word, we have:

Theorem 6. *Let*

$$x = x_{i_1}^{r_1} x_{i_2}^{r_2} \dots x_{i_n}^{r_n} x_{j_m}^{-s_m} \dots x_{j_2}^{-s_2} x_{j_1}^{-s_1}$$

be the unique normal form of an element $x \in F(p)$. Then the number

$$N(x) = \max \left\{ \left\lfloor \frac{i_k}{p-1} \right\rfloor + r_k + r_{k+1} + \dots + r_n + 1, \text{ for } k = 1, 2, \dots, n, \right. \\ \left. \left\lfloor \frac{j_l}{p-1} \right\rfloor + s_l + s_{l+1} + \dots + s_m + 1, \text{ for } l = 1, 2, \dots, m \right\}$$

is equal to the number of carets in either tree for the reduced diagram for x . This number is equivalent to the distance. In particular, it satisfies the inequality

$$\frac{D(x)}{4(p-1)} \leq N(x) \leq D(x) + 1.$$

□

This estimate of the distance in terms of the number of carets in the trees of the diagram will be used extensively in the next sections, to prove that several embeddings of a group $F(p)$ in another group $F(q)$ are nondistorted.

3. THE EMBEDDING OF $F(p^k)$ IN $F(p)$

There are several types of embeddings of groups $F(q)$ as subgroups of groups $F(p)$. The most natural one is when q is a power of p , since then $\mathbb{Z}[\frac{1}{q}] = \mathbb{Z}[\frac{1}{p}]$. It is easier to understand these embeddings in terms of carets than in terms of homeomorphisms of $[0, 1]$, as can be seen in the example $F(4) \subset F(2)$, which we will describe below in detail.

The embedding $i : F(4) \rightarrow F(2)$ can be understood using the tree diagrams. Let T be a rooted 4-tree. As seen in section 2, T can be understood as a subdivision of $[0, 1]$ in intervals of length $\frac{1}{4^k}$. But clearly, subdividing an interval in four equal parts corresponds to subdivide the interval first in two parts and then each of these parts in two more. So given a rooted 4-tree T , there is a (unique) rooted 2-tree $i(T)$ which yields the same subdivision of $[0, 1]$. The tree $i(T)$ can be obtained from T replacing each 4-caret of T by a set of three 2-carets in the obvious manner:



Fig. 8: A 4-caret and the set of 2-carets for the embedding of $F(4)$ in $F(2)$.

Now, given an element $x \in F(4)$, represented by the reduced tree diagram (S, T) , the element $i(x) \in F(2)$ is represented by the tree diagram $(i(S), i(T))$. Clearly the diagram $(i(S), i(T))$ will not be reduced in general, so it is necessary to reduce it. A table with the four generators of $F(4)$ with their corresponding (reduced) images in $F(2)$ is detailed in Figure 9.

Observe that in the process of reducing the diagram $(i(S), i(T))$, some 2-carets will be eliminated. But for a set of three 2-carets which corresponds to the image of a 4-caret will never be completely erased in the reduction, because if it were, that would mean that the 4-caret they correspond to would already have been superfluous. So, in the trees $i(S)$ and $i(T)$ there are at least as many carets as there were in S and in T . This provides the following inequality:

$$N(x) \leq N(i(x)) \leq 3N(x).$$

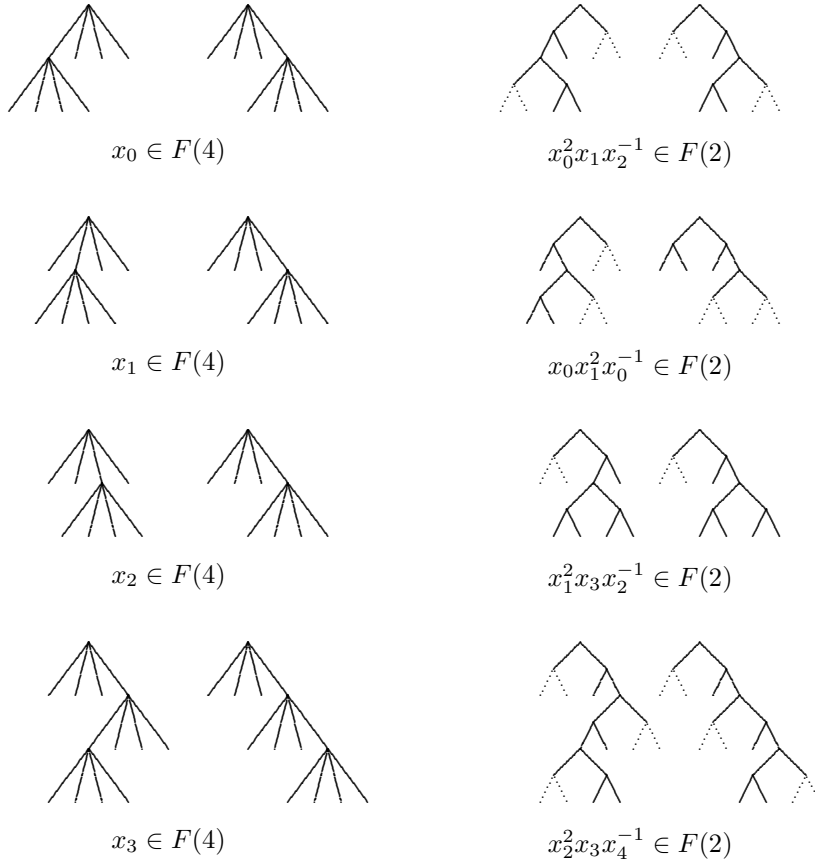


Fig. 9: The images of the generators of $F(4)$ in $F(2)$.

By virtue of the results in section 2, the number of carets in the reduced diagram of an element is equivalent to the distance, we obtain that the norm of an element in $F(4)$ and of its image in $F(2)$ are equivalent, so the embedding of $F(4)$ in $F(2)$ is a quasi-isometric embedding.

In the general case, with $i : F(p^k) \rightarrow F(p)$, the embedding can also be seen with trees in the exact same way. A p^k -caret is now replaced by

$$1 + p + p^2 + \dots + p^{k-1} = \frac{p^k - 1}{p - 1}$$

p -carets, and after the reductions, at least one of the p -carets survives per each p^k -caret. This gives the following result:

Theorem 7. *The natural embedding of $F(p^k)$ in $F(p)$ is a quasi-isometric embedding.* \square

The inequalities here are

$$N(x) \leq N(i(x)) \leq \frac{p^k - 1}{p - 1} N(x).$$

Note that this embedding is not quasi-onto, since the image is nowhere near being ϵ -dense. For a general element in $F(4)$, its image in $F(2)$ will have norm about three times as large.

4. EMBEDDINGS OF $F(p)$ IN $F(q)$ FOR ANY p, q

In [2], Brin and Guzmán proved that any $F(p)$ can be found as a subgroup of any $F(q)$. The goal of this section is to use tree diagrams to understand the behavior of these maps, and prove that all these embeddings are quasi-isometric.

To understand how $F(p)$ embeds in $F(q)$, we need to study first a particular case. Assume that p and q are such that $q - 1$ is a multiple of $p - 1$. Let $q - 1 = d(p - 1)$. Then we have the following embeddings (see [2]):

$$\begin{aligned} j_1 : F(p) &\longrightarrow F(q) \\ x_i &\mapsto x_{di} \end{aligned}$$

and

$$\begin{aligned} j_2 : F(q) &\longrightarrow F(p) \\ x_i &\mapsto x_i^d. \end{aligned}$$

It is easy to verify that these maps preserve the relations of the presentations \mathcal{P}_p and \mathcal{P}_q . We will give an interpretation of these embeddings in terms of tree diagrams, which will be used to prove that all these embeddings are quasi-isometric.

To understand the embedding j_1 , consider first the simplest of these embeddings, which embeds $F(2)$ as a subgroup of $F(3)$. Observe that the generators x_0 and x_1 of $F(2)$ and x_0 and x_2 of $F(3)$ have the same number of carets, and in the same disposition, the only difference is that the carets for $F(2)$ have two edges, whereas the carets for $F(3)$ have three (see Figure 10).

So the embedding j_1 of $F(2)$ into $F(3)$ can be realized in terms of the tree diagrams by, given a rooted 2-tree, just adding a new edge in the middle of every caret to transform it into a 3-caret. Given an element of $F(2)$ with its tree diagram, we add an edge to every caret in both trees to obtain a 3-tree diagram for the image

of the given element in $F(3)$. And the resulting 3-tree diagram is reduced if and only if the starting 2-tree diagram is reduced, since the carets are arranged in exactly the same pattern. Hence both diagrams have the same number of carets, and since the number of carets is equivalent to the distance, the embedding is a quasi-isometric embedding.

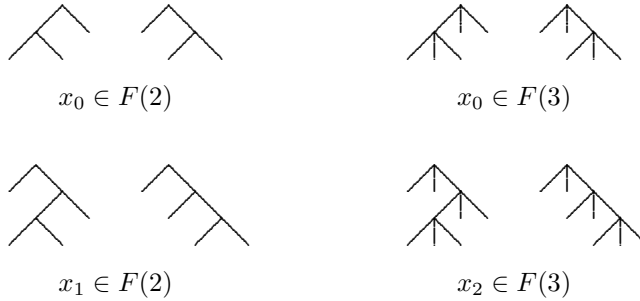


Fig. 10: The two generators of $F(2)$ and their images in $F(3)$.

It is easy to generalize this interpretation to any p, q such that $q - 1 = d(p - 1)$. Take a p -caret and insert $d - 1$ extra edges between every two of the original edges. The resulting caret has q edges, so by doing this to any rooted p -tree we obtain a rooted q -tree with the same number of carets. For any reduced p -tree diagram we obtain the reduced q -diagram for the image of the element it represents, and both diagrams have the same number of carets. Hence:

Proposition 8. *If $q - 1 = d(p - 1)$, the embedding j_1 of $F(p)$ in $F(q)$ is a quasi-isometric embedding. \square*

The embedding in the other direction can also be understood in terms of the tree diagrams. As before, we will study a special case to understand how the embedding works, and, to make a comparison with the embedding in section 3, we will study the embedding of $F(4)$ into $F(2)$.

To find the image of an element of $F(4)$ in $F(2)$ under the embedding j_2 , we will take the reduced 4-tree diagram for the element, and, as before, replace every 4-caret by an arrangement of 2-carets. This time, though, the replacement rule will depend on the caret being left, right or interior. The replacement rule is as follows: replace every left and interior 4-caret by a set of three 2-carets where each 2-caret (except the top one) hangs from the left edge of the caret above; and every right 4-caret by a set of three 2-carets where each of the two bottom carets is attached to the right edge of the previous one. See figure 11. The root caret is considered a right caret for the purposes of this rule.

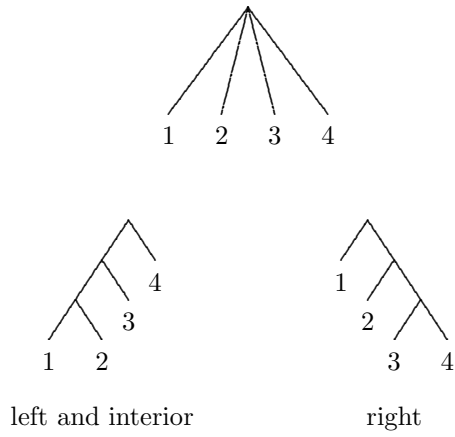


Fig. 11: The replacement rule for the embedding $j_2 : F(4) \rightarrow F(2)$

The motivation for this choice of replacement rules comes from the connections between the rooted tree diagrams and the normal forms of elements, stated in [6] and [8]. Only the left and interior carets contribute to the exponents of the normal form. Hence the right carets have to be replaced by an arrangement made out of right carets to not increase the exponent further. This caret substitution process will correspond to the desired embedding, namely $x_1 \mapsto x_i^d$.

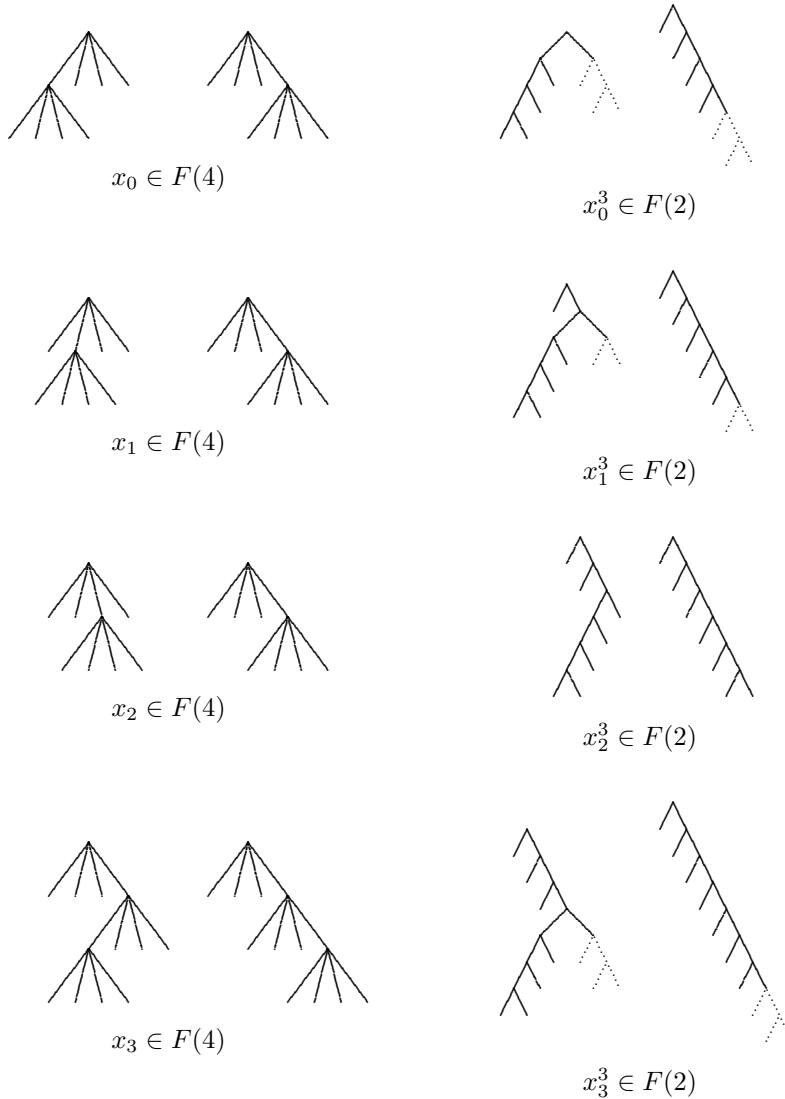


Fig. 12: The images of the generators of $F(4)$ in $F(2)$ under j_2 .

Both a 4-caret and either of the two arrangements have four leaves, so the arrangements of 2-carets are attached, keeping the root attached to the corresponding leaf preserving the order. The leaves in figure 11 are numbered from left to right to emphasize this fact.

Observe in figure 12 how this replacement sends the generators x_i of $F(4)$ to the elements x_i^3 in $F(2)$. It is easy to check that using the same replacement rule on a nonreduced diagram yields the same group element. Hence, the map defined by this replacement rule is a homomorphism, and since it corresponds to j_2 on the generators, this homomorphism is equal to j_2 .

The general case is completely analogous to this one. Given p and q with $q-1 =$

$d(p - 1)$, to obtain the embedding j_2 from $F(q)$ into $F(p)$ replace each left or interior q -caret by d p -carets such that, from the second on, each one is attached to its parent on the left leaf; and each right caret is also replaced by d p -carets, all of them on the right side.

It may be necessary, as it was in the case described in section 3, to reduce the diagrams obtained after replacing the q -carets by the arrangements of p -carets. But observe that, exactly as in the case in section 3, of all p -carets which originate in the same q -caret, at least one survives after the reduction, because if all were deleted it would mean that the original q -caret would already have been redundant. So as before, the number of p -carets in the image is at most d times the number of q -carets in the source, and at least the same number. Hence:

Proposition 9. *The embedding j_2 of $F(q)$ into $F(p)$ is a quasi-isometric embedding.* □

Combining these two embeddings we can now embed $F(p)$ into $F(q)$, for any p, q .

Theorem 10. *For any pair of integers $p, q \geq 2$, the group $F(p)$ can be obtained as a subgroup of $F(q)$, and the embedding is quasi-isometric.*

Proof. Since $2 - 1 = 1$ divides any integer, $F(2)$ embeds in any $F(p)$, and reciprocally any $F(p)$ embeds in $F(2)$. To embed now any $F(p)$ in any $F(q)$, embed first $F(p)$ in $F(2)$ and then $F(2)$ in $F(q)$. □

5. THE SHIFT MAPS

One of the most interesting features of the groups $F(p)$ are the shift maps. The shift map ϕ_p for $F(p)$ is defined as the map sending every generator x_i in the presentation \mathcal{P}_p to x_{i+1} . As we have seen before, ϕ_p satisfies $x_0^{-1}\phi_p(x)x_0 = \phi_p^p(x)$. Of special relevance is the map ϕ_p^{p-1} , because the relators of \mathcal{P}_p can be written as

$$x_i^{-1}x_jx_i = \phi_p^{p-1}(x_j), \quad \text{for } i < j;$$

so if we take an HNN extension of $F(p)$ by the map ϕ_p^{p-1} , we obtain another copy of $F(p)$.

The map ϕ_p^{p-1} also has significance in the homeomorphisms of $[0, 1]$. The image of an element $x \in F(p)$ by ϕ_p^{p-1} is the identity in the interval $\left[0, 1 - \frac{1}{p}\right]$ and has a copy of the graph of x in the interval $\left[1 - \frac{1}{p}, 1\right]$, scaled down by a factor of p .

Also, it is easy to interpret the maps ϕ_p^{p-1} in terms of the rooted p -tree diagrams. Given a rooted p -tree T , consider another tree T' obtained by taking one single p -caret and attaching T by the root to the rightmost vertex of the caret.

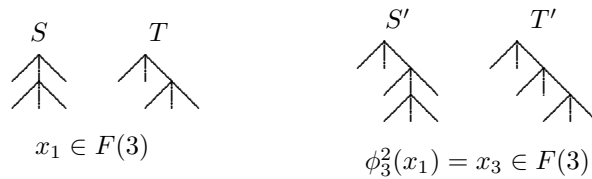


Fig. 13: The image of $x_1 \in F(3)$ under ϕ_3^2 .

Using this construction, it is easy to see that if (S, T) is the reduced tree diagram for $x \in F(p)$, then (S', T') is the reduced tree diagram for $\phi_p^{p-1}(x)$. We can use this interpretation of the shift maps to see that they behave nicely under the embeddings studied in sections 3 and 4.

Proposition 11. *Let*

$$i : F(p^k) \longrightarrow F(p)$$

be the natural embedding. Then the shift maps satisfy:

$$i \circ \phi_{p^k}^{p^k-1} = \phi_p^{k(p-1)} \circ i.$$

Proof. Attaching an extra p^k -caret to the top of a rooted tree corresponds by the embedding i to attaching $\frac{p^k-1}{p-1}$ p -carets to the top of a rooted p -tree. But on a reduced p -tree diagram, after attaching these carets to the top of each tree, we see that all the attached carets except the k rightmost ones will be reduced.

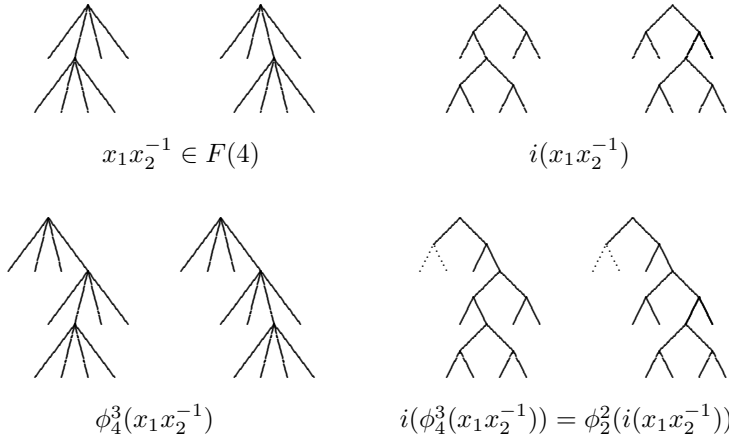


Fig. 14: An example of the invariance of the shift maps.

So the resulting tree diagram in $F(p)$ is the diagram obtained by attaching the k carets that are necessary to apply $\phi_p^{k(p-1)}$. \square

Proposition 12. *Let*

$$j_1 : F(p) \longrightarrow F(q)$$

be the embedding with $q - 1 = d(p - 1)$. Then the shift maps satisfy:

$$j_1 \circ \phi_p^{p-1} = \phi_q^{q-1} \circ j_1.$$

Proof. Both shift maps act adding a single caret on top of the trees, and this operation is not affected by adding extra edges to an existing caret, which is what the embedding j_1 demands (see section 4). Clearly the same result is obtained by

adding a p -caret and then adding $d - 1$ edges between each two than by adding first the sets of $d - 1$ edges and later adding a q -caret on top. \square

Finally, the shift maps also behave well under the embedding j_2 :

Proposition 13. *Let*

$$j_2 : F(q) \longrightarrow F(p)$$

be the embedding with $q - 1 = d(p - 1)$. Then the shift maps satisfy:

$$j_2 \circ \phi_q^{q-1} = \phi_p^{d(p-1)} \circ j_2.$$

Proof. Adding a caret on top of a rooted q -tree is what is needed for ϕ_q^{q-1} . But under the replacement rule for j_2 this q -caret is replaced by d p -carets, all of them right carets, so in $F(p)$ we have applied the map $\phi_p^{d(p-1)}$. \square

REFERENCES

1. Bieri, R., Strebel, R., *On groups of PL-homeomorphisms of the real line*, Notes, Math. Sem. der Univ. Frankfurt, 1985.
2. Brin, M.G., Guzmán, F., *Automorphisms of generalized Thompson groups*, J. Algebra **203** (1998), no. 1, 285–348.
3. Brown, K.S., *Finiteness properties of groups*, J. Pure App. Algebra **44** (1987), 45–75.
4. Brown, K.S., Geoghegan, R., *An infinite-dimensional torsion-free FP_∞ group*, Invent. Math. **77** (1984), 367–381.
5. Burillo, J., *Quasi-isometrically embedded subgroups of Thompson's group F* , preprint.
6. Cannon, J.W., Floyd, W.J., Parry, W.R., *Introductory notes on Richard Thompson's groups*, L'Ens. Math. **42** (1996), 215–256.
7. Cleary, S., *Groups of piecewise-linear homeomorphisms with irrational slopes*, Rocky Mountain J. Math. **25** (1995), 935–955.
8. Fordham, S.B., *Minimal Length Elements of Thompson's group F* , thesis, Brigham Young University, 1995.
9. Guba, V., Sapir, M., *Diagram Groups*, Mem. Amer. Math. Soc. **130** (1997).
10. Higman, G., *Finitely presented infinite simple groups*, Notes on Pure Math., vol. 8, Australian National University, Canberra, 1974.
11. Stein, M., *Groups of piecewise linear homeomorphisms*, Trans. Amer. Math. Soc. **332** (1992), no. 2, 477–514.
12. Thompson, R. J., McKenzie, R., *An elementary construction of unsolvable word problems in group theory*, Word problems, Conference at University of California, Irvine, 1969 (1973), North Holland.

DEPT. OF MATHEMATICS, TUFTS UNIVERSITY, MEDFORD, MA 02155, U.S.A.
E-mail address: jburillo@emerald.tufts.edu

DEPT. OF MATHEMATICS, CALIFORNIA STATE UNIVERSITY, FRESNO, CA 93710, U.S.A.
E-mail address: sean_cleary@csufresno.edu

DEPT. OF MATHEMATICS, TRINITY COLLEGE, HARTFORD, CT 06106, U.S.A.
E-mail address: mstein@mail.trincoll.edu