

On α -Square-Stable Graphs

Vadim E. Levit and Eugen Mandrescu
 Department of Computer Sciences
 Holon Academic Institute of Technology
 52 Golomb Str., P.O. Box 305
 Holon 58102, ISRAEL
 {levitv, eugen_m}@barley.cteh.ac.il

Abstract

The *stability number* of a graph G , denoted by $\alpha(G)$, is the cardinality of a maximum stable set, and $\mu(G)$ is the cardinality of a maximum matching in G . If $\alpha(G) + \mu(G)$ equals its order, then G is a König-Egerváry graph. We call G an *α -square-stable graph* if $\alpha(G) = \alpha(G^2)$, where G^2 denotes the second power of G . These graphs were first investigated by Randerath and Wolkman, [18]. In this paper we obtain several new characterizations of α -square-stable graphs. We also show that G is an α -square-stable König-Egerváry graph if and only if it has a perfect matching consisting of pendant edges. Moreover, we find that well-covered trees are exactly α -square-stable trees. To verify this result we give a new proof of one Ravindra's theorem describing well-covered trees, [19].

1 Introduction

All the graphs considered in this paper are simple, i.e., are finite, undirected, loopless and without multiple edges. For such a graph $G = (V, E)$ we denote its vertex set by $V = V(G)$ and its edge set by $E = E(G)$. If $X \subset V$, then $G[X]$ is the subgraph of G spanned by X . By $G - W$ we mean the subgraph $G[V - W]$, if $W \subset V(G)$. By $G - F$ we denote the partial subgraph of G obtained by deleting the edges of F , for $F \subset E(G)$, and we use $G - e$, if $W = \{e\}$. If $A, B \subset V$ and $A \cap B = \emptyset$, then (A, B) stands for the set $\{e = ab : a \in A, b \in B, e \in E\}$. A set of pairwise non-adjacent vertices is a *stable set* of G . The *stability number* of G , denoted by $\alpha(G)$, is the cardinality of a maximum stable set in G . Let $\Omega(G)$ denotes $\{S : S \text{ is a maximum stable set of } G\}$. $\theta(G)$ is the *clique covering number* of G , i.e., the minimum number of cliques whose union covers $V(G)$. Recall also that $i(G) = \min\{|S| : S \text{ is a maximal stable set in } G\}$, and $\gamma(G) = \min\{|D| : D \text{ is a minimal domination set in } G\}$. A *matching* is a set of non-incident edges of G . A matching of maximum cardinality $\mu(G)$ is a *maximum matching*, and a *perfect matching* is a matching covering all the vertices of G . M is an *induced matching*, [2], if no edge of G connects two edges of M (some recent results on induced matchings can be found in [8], [9]). If A, B are disjoint subsets of $V(G)$, we say that A is *uniquely matched into* B if there is a unique

matching $M \subseteq (A, B)$ that saturates all the vertices in A . G is a *König-Egerváry graph* provided $\alpha(G) + \mu(G) = |V(G)|$, [4], [20]. The neighborhood of a vertex $v \in V$ is the set $N(v) = \{w : w \in V \text{ and } vw \in E\}$, and $N(A) = \cup\{N(v) : v \in A\}$, for $A \subset V$. If $G[N(v)]$ is a complete subgraph in G , then v is a *simplicial vertex* of G . A maximal clique in G is called a *simplex* if it contains at least one simplicial vertex of G , [3]. G is said to be *simplicial* if every vertex of G is simplicial or is adjacent to a simplicial vertex of G , [3]. If $|N(v)| = |\{w\}| = 1$, then v is a *pendant vertex* and vw is a *pendant edge* of G . By C_n, K_n, P_n we denote the chordless cycle on $n \geq 4$ vertices, the complete graph on $n \geq 1$ vertices, and respectively the chordless path on $n \geq 3$ vertices. A graph G is α^- -stable if $\alpha(G - e) = \alpha(G)$, for any $e \in E(G)$, and α^+ -stable if $\alpha(G + e) = \alpha(G)$, for any edge $e \in E(\overline{G})$, where \overline{G} is the complement of G , [10]. G is *well-covered* if it has no isolated vertices and if every maximal stable set of G is also a maximum stable set, i.e., it is in $\Omega(G)$, [16]. G is called *very well-covered*, [6], provided G is well-covered and $|V(G)| = 2\alpha(G)$.

The distance between two vertices $v, w \in V(G)$ is denoted by $dist_G(v, w)$, or $dist(v, w)$ if no ambiguity. G^2 denotes the second power of graph G , i.e., the graph with the same vertex set V and an edge is joining distinct vertices $v, w \in V$ whenever $dist_G(v, w) \leq 2$. Clearly, any stable set of G^2 is stable in G , as well, while the converse is not generally true. Therefore, we may assert that $1 \leq \alpha(G^2) \leq \alpha(G)$. Let notice that the both bounds are tight. For instance, if G is not a complete graph and $dist(a, b) \leq 2$ holds for any $a, b \in V(G)$, then $\alpha(G) \geq 2 > 1 = \alpha(G^2)$, e.g., for the n -star graph $G = K_{1,n}$, with $n \geq 2$, we have $\alpha(G) = n > \alpha(G^2) = 1$. On the other hand, if $G = P_4$, then $\alpha(G) = \alpha(G^2) = 2$.

In this paper we characterize the graphs G for which the upper bound of the above inequality is achieved, i.e., $\alpha(G) = \alpha(G^2)$. These graphs we call α -square-stable, or shortly square-stable. We show that any square-stable graph is α^+ -stable and that none of them is α^- -stable. We give a complete description of square-stable König-Egerváry graphs extending the investigation of well-covered trees, started in [19].

Randerath and Volkmann, [18], prove that:

Theorem 1.1 [18] *For a graph G the following statements are equivalent:*

- (i) every vertex of G belongs to exactly one simplex of G ;
- (ii) G satisfies $\alpha(G) = \alpha(G^2)$;
- (iii) G satisfies $\theta(G) = \theta(G^2)$;
- (iv) G satisfies $\alpha(G^2) = \theta(G^2) = \gamma(G) = i(G) = \alpha(G) = \theta(G)$.

Remark 1.1 *In general, it can be shown (e.g., see [18]) that the graph invariants appearing in the above theorem are related by the following inequalities:*

$$\alpha(G^2) \leq \theta(G^2) \leq \gamma(G) \leq i(G) \leq \alpha(G) \leq \theta(G).$$

The graph C_{12} indicates that no other non-trivial equality (except $\alpha(G) = \alpha(G^2)$ and $\theta(G) = \theta(G^2)$) of a pair of the above invariants ensures that all of them are equal, namely, $\alpha(C_{12}^2) = i(C_{12}) = 4$, while $\alpha(C_{12}) = 6$.

The following characterization of maximum stable sets in a graph, due to Berge, we shall use in the sequel.

Proposition 1.2 [1] *$S \in \Omega(G)$ if and only if every stable set A of G , disjoint from S , can be matched into S .*

Other useful results are:

Proposition 1.3 [13] *A graph G is very well-covered if and only if it is a well-covered König-Egerváry graph.*

Proposition 1.4 [13] *A König-Egerváry graph is well-covered if and only if it is very well-covered.*

Proposition 1.5 [11] *A graph G is:*

- (i) α^+ -stable if and only if $|\cap\{S : S \in \Omega(G)\}| \leq 1$;
- (ii) α^- -stable if and only if $|N(v) \cap S| \geq 2$ is true for every $S \in \Omega(G)$ and any $v \in V(G) - S$.

By Proposition 1.5, an α^+ -stable graph may have either $|\cap\{S : S \in \Omega(G)\}| = 0$ or $|\cap\{S : S \in \Omega(G)\}| = 1$. This motivates the following definition.

Definition 1.6 [13] *A graph G is called:*

- (i) α_0^+ -stable whenever $|\cap\{S : S \in \Omega(G)\}| = 0$;
- (ii) α_1^+ -stable provided $|\cap\{S : S \in \Omega(G)\}| = 1$.

For instance, the graph in Figure 1 is an α_1^+ -stable graph.

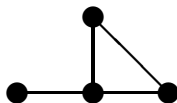


Figure 1: Graph $K_3 + e$.

In [11] it was shown that an α^+ -stable tree can be only α_0^+ -stable, and this is exactly the case of trees possessing a perfect matching. This result was generalized to bipartite graphs in [12]. Nevertheless, there exist both α_1^+ -stable König-Egerváry graphs (e.g., the graph in Figure 1), and α_0^+ -stable König-Egerváry graphs (e.g., all α^+ -stable bipartite graphs).

2 Square-stable graphs

Clearly, any complete graph is square-stable. Moreover, since $K_n^2 = K_n$, we get that

$$\Omega(K_n) = \Omega(K_n^2) = \{\{v\} : v \in V(K_n)\}.$$

Proposition 2.1 *Graph G is square-stable if and only if $\Omega(G^2) \subseteq \Omega(G)$.*

Proof. Clearly, any stable set A of G^2 is stable in G , too. Consequently, if G is square-stable, then any maximum stable set of G^2 is a maximum stable set of G , as well, i.e., $\Omega(G^2) \subseteq \Omega(G)$.

The converse is obvious. ■

It is quite evident that G and G^2 are simultaneously connected or disconnected. In addition, if H_i , $1 \leq i \leq k$ are the connected components of graph G , then $S \in \Omega(G)$ if and only if $S \cap V(H_i) \in \Omega(H_i)$, $1 \leq i \leq k$. Henceforth, using Proposition 2.1 we infer that:

Proposition 2.2 *A disconnected graph is square-stable if and only if any of its connected components is square-stable.*

Therefore, in the rest of the paper all the graphs are connected, unless otherwise stated.

Lemma 2.3 *Every $S \in \Omega(G^2)$ has the property that*

$$dist_G(a, b) \geq 3 \text{ holds for any distinct } a, b \in S.$$

Proof. If $S \in \Omega(G^2)$ and $a, b \in S$, then $dist_G(a, b) \geq 3$, since otherwise $ab \in E(G^2)$, contradicting the stability of S in G^2 . ■

Proposition 2.4 *A graph G is square-stable if and only if there is some $S \in \Omega(G)$ such that $dist_G(a, b) \geq 3$ holds for any distinct $a, b \in S$.*

Proof. If G is square-stable, then Proposition 2.1 ensures that $\Omega(G^2) \subseteq \Omega(G)$, and by above Lemma 2.3, $dist(a, b) \geq 3$ is valid for every $S \in \Omega(G^2)$ and any $a, b \in S$.

Conversely, if $S \in \Omega(G)$ and $dist(a, b) \geq 3$ holds for any $a, b \in S$, then S is stable in G^2 , and therefore, $|S| \leq \alpha(G^2) \leq \alpha(G) = |S|$ implies that $\alpha(G^2) = \alpha(G)$, i.e., G is square-stable. ■

Lemma 2.5 *If $G \neq K_{|V|}$ is square-stable, then for every $S \in \Omega(G^2)$ and any $a \in S$, there is $b \in S$ with $dist_G(a, b) = 3$.*

Proof. Suppose, on the contrary, that there are $S \in \Omega(G^2)$ and some $a \in S$, such that $dist_G(a, b) \geq 4$ holds for any $b \in S$. Let $v \in V$ be with $dist_G(a, v) = 2$; hence $dist_G(v, w) \geq 2$ is valid for any $w \in S$, and consequently, $S \cup \{v\}$ is stable in G , a contradiction, because S is a maximum stable set in G . ■

Lemma 2.6 *If G is square-stable, then $\Omega(G^2) = \Omega(G)$ if and only if G is a complete graph.*

Proof. Suppose, on the contrary, that $\Omega(G^2) = \Omega(G)$ holds for a non-complete square-stable graph G . Let $S \in \Omega(G^2)$ and $a \in S$. According to Lemma 2.5, there is $b \in S$ with $dist_G(a, b) = 3$. Now, if $c \in N(a)$ and $dist_G(c, b) = 2$, Proposition 2.4 implies that $S \cup \{c\} - \{a\} \in \Omega(G) - \Omega(G^2)$, contradicting the relation $\Omega(G^2) = \Omega(G)$.

The converse is clear. ■

Combining Proposition 2.1 and Lemma 2.6 we obtain the following assertion:

Theorem 2.7 $\Omega(G^2) = \Omega(G)$ if and only if G is a complete graph.

Let $A \triangle B$ denotes the symmetric difference of the sets A, B , i.e., the set

$$A \triangle B = (A - B) \cup (B - A).$$

Theorem 2.8 For a graph G the following assertions are equivalent:

- (i) G is square-stable;
- (ii) there exists $S_0 \in \Omega(G)$ that satisfies the property *P1*: any stable set A of G disjoint from S_0 can be uniquely matched into S_0 ;
- (iii) any $S \in \Omega(G^2)$ has property *P1*;
- (iv) for any $S_1 \in \Omega(G)$ and $S_2 \in \Omega(G^2)$, $G[S_1 \triangle S_2]$ has a unique perfect matching;
- (v) for any $S_1 \in \Omega(G)$ and $S_2 \in \Omega(G^2)$, $G[S_1 \triangle S_2]$ has a perfect matching;
- (vi) for any $S_1 \in \Omega(G)$ and $S_2 \in \Omega(G^2)$, $G[S_1 \triangle S_2]$ has an induced perfect matching.

Proof. (i) \Rightarrow (ii), (iii) By Proposition 2.1 we get that $\Omega(G^2) \subseteq \Omega(G)$ holds for G square-stable. Now, if $S \in \Omega(G^2)$, and A is a stable set in G disjoint from S , Proposition 1.2 implies that A can be matched into S . If there exists another matching of A into S , then at least one vertex $a \in A$ has two neighbors in S , say b, c . Hence, $bc \in E(G^2)$ and this contradicts the stability of S . Therefore, any $S \in \Omega(G^2) \subseteq \Omega(G)$ has property *P1*.

(ii) \Rightarrow (i) Suppose, on the contrary, that G is not square-stable. It follows that $S_0 \notin \Omega(G^2)$, i.e., there are $v, w \in S_0$ with $vw \in E(G^2)$. Henceforth, there exists $u \in V - \{v, w\}$, such that $uv, uw \in E(G)$. Consequently, there are two matchings of $A = \{u\}$ into S_0 , contradicting the fact that S_0 has property *P1*.

(iii) \Rightarrow (iv) Let $S_1 \in \Omega(G)$ and $S_2 \in \Omega(G^2)$. Then $|S_2| \leq |S_1|$, and since $S_1 - S_2$ is stable in G and disjoint from S_2 , we infer that $S_1 - S_2$ can be uniquely matched into S_2 , precisely into $S_2 - S_1$, and because $|S_2 - S_1| \leq |S_1 - S_2|$, this matching is perfect. In conclusion, $G[S_1 \triangle S_2]$ has a unique perfect matching.

(iv) \Rightarrow (v) It is clear.

(v) \Rightarrow (i) If $G[S_1 \triangle S_2]$ has a perfect matching, for any $S_1 \in \Omega(G)$ and $S_2 \in \Omega(G^2)$, it follows that $|S_1 - S_2| = |S_2 - S_1|$, and this implies $|S_1| = |S_2|$, i.e., $\alpha(G) = \alpha(G^2)$ is valid.

(i) \Rightarrow (vi) According to (iv), $G[S_1 \triangle S_2]$ has a unique perfect matching M , for any $S_1 \in \Omega(G)$ and $S_2 \in \Omega(G^2)$. By (ii), $|N(v) \cap S_2| = 1$ holds for any $v \in S_1 - S_2$. Therefore, M must be induced.

(vi) \Rightarrow (iv) It is evident. ■

Corollary 2.9 There are no α^- -stable square-stable graphs.

Proof. According to Proposition 1.5, G is α^- -stable provided $|N(v) \cap S| \geq 2$ holds for every $S \in \Omega(G)$ and any $v \in V(G) - S$. If G is also square-stable, then there exists some $S_0 \in \Omega(G)$ satisfying property *P1*, which implies that $|N(v) \cap S_0| = 1$ holds for any $v \in V(G) - S_0$. This incompatibility concerning S_0 proves that G can not be simultaneously square-stable and α^- -stable. ■

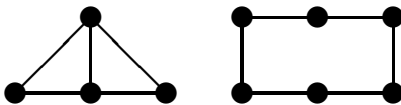


Figure 2: α^- -stable graphs : diamond and C_6 .

In Figure 2 are shown two non-square-stable graphs: C_6 , which is both α^- -stable and α^+ -stable, and the diamond, which is only α^- -stable.

Corollary 2.10 *Any square-stable graph is α^+ -stable.*

Proof. Suppose that G is a non- α^+ -stable square-stable graph. Hence, according to Proposition 1.5, there are $a, b \in \cap\{S : S \in \Omega(G)\}$, and since G is square-stable, we infer that $a, b \in \cap\{S : S \in \Omega(G^2)\}$, as well. Let $S_0 \in \Omega(G^2)$ and $c \in N(a)$ in G . Clearly, $a, b \in S_0$, and by Lemma 2.3, $dist_G(a, v) \geq 3$ holds for any $v \in S_0 - \{a\}$. Consequently, $dist_G(c, v) \geq 2$ holds for any $v \in S_0 - \{a\}$. It follows that $S_1 = S_0 \cup \{c\} - \{a\} \in \Omega(G)$, but this contradicts the assumption on a , namely that $a \in \cap\{S : S \in \Omega(G)\}$. ■

Moreover, we can strengthen Corollary 2.10 to the following:

Corollary 2.11 *Any square-stable graph is well-covered.*

Proof. Assume, on the contrary, that G is not well-covered, i.e., there is some maximal stable set A that is not maximum. According to Theorem 2.8, for any $S \in \Omega(G^2)$, there is a unique matching of $B = A - S \cap A$ into S , in fact, into $S - A$. Consequently, $S \cup B - N(B) \cap S$ is a maximum stable set of G that includes A , in contradiction with the fact that A is a maximal stable set. ■

It is also possible to see the above result stated implicitly in the proof of Theorem 1.1 from [18], but our proof is different.

The converse of Corollary 2.11 is not generally true; e.g., C_5 is well-covered, but is not square-stable. The square-stable graphs do not coincide with the very well-covered graphs. For instance, P_4 is both square-stable and very well-covered, C_4 is very well-covered and non-square-stable, but there are square-stable graphs that are not very well-covered; e.g., the graph in Figure 3.

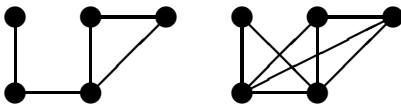


Figure 3: A square-stable graph G and its G^2 . G is not very well-covered.

Corollary 2.12 *Any square-stable graph is α_0^+ -stable.*

Theorem 2.13 For a graph G the following statements are equivalent:

- (i) G is square-stable;
- (ii) there is $S_0 \in \Omega(G)$ that has the property
 $P2$: for any stable set A of G disjoint from S_0 , $A \cup S^* \in \Omega(G)$ holds for some $S^* \subset S_0$;
- (iii) every $S \in \Omega(G^2)$ has property $P2$.

Proof. (i) \Rightarrow (ii), (iii) By Theorem 2.8, for every $S \in \Omega(G^2)$ and any stable set A in G , disjoint from S , there is a unique matching of A into S . Consequently, $S^* = S - N(A) \cap S$ has $|S^*| = |S| - |A|$ and $S^* \cup A \in \Omega(G)$.

(ii) \Rightarrow (i) It suffices to show that $S_0 \in \Omega(G^2)$. If $S_0 \notin \Omega(G)$, there must exist $a, b \in S_0$ such that $ab \in E(G^2)$, and this is possible provided $a, b \in N(c) \cap S_0$ for some $c \in V - S_0$. Hence, $|S_0 \cup \{c\} - \{a, b\}| < |S_0|$ and this implies that $\{c\} \cup S^* \notin \Omega(G)$ holds for any $S^* \subset S$, contradicting the fact that S_0 has the property $P2$. Therefore, we get that $S_0 \in \Omega(G^2)$, and this implies that $\alpha(G) = \alpha(G^2)$.

(iii) \Rightarrow (i) Let $S \in \Omega(G^2)$, $b \in S$ and $a \in V - S$ be such that ab is an edge in G . Since $\{a\}$ is stable and disjoint from S , and S has property $P2$, there exists $S^* \subset S$ so that $S^* \cup \{a\} \in \Omega(G)$. Hence, $|S^*| = \alpha(G) - 1$ and consequently, $|S| = |S^*| + 1 = \alpha(G)$, i.e., $S \in \Omega(G)$ holds for any $S \in \Omega(G^2)$. By Proposition 2.1, G is square-stable. ■

Combining Theorem 1.1 and our results on square-stable graphs, we obtain:

Theorem 2.14 For a graph G the following statements are equivalent:

- (i) every vertex of G belongs to exactly one simplex of G ;
- (ii) G is square-stable;
- (iii) G satisfies $\theta(G) = \theta(G^2)$;
- (iv) G satisfies $\alpha(G^2) = \theta(G^2) = \gamma(G) = i(G) = \alpha(G) = \theta(G)$;
- (v) $\Omega(G^2) \subseteq \Omega(G)$;
- (vi) there is some $S \in \Omega(G)$ such that $\text{dist}(a, b) \geq 3$ holds for any distinct $a, b \in S$;
- (vii) there exists $S_0 \in \Omega(G)$ that satisfies the property $P1$;
 $P1$: any stable set A of G disjoint from S_0 can be uniquely matched into S_0 ;
- (viii) any $S \in \Omega(G^2)$ has property $P1$;
- (ix) for any $S_1 \in \Omega(G)$ and $S_2 \in \Omega(G^2)$, $G[S_1 \Delta S_2]$ has a unique perfect matching;
- (x) for any $S_1 \in \Omega(G)$ and $S_2 \in \Omega(G^2)$, $G[S_1 \Delta S_2]$ has a perfect matching;
- (xi) for any $S_1 \in \Omega(G)$ and $S_2 \in \Omega(G^2)$, $G[S_1 \Delta S_2]$ has an induced perfect matching;
- (xii) there is $S_0 \in \Omega(G)$ that has the property
 $P2$: for any stable set A of G disjoint from S_0 , $A \cup S^* \in \Omega(G)$ holds for some $S^* \subset S_0$;
- (xiii) any $S \in \Omega(G^2)$ has property $P2$.

We can now characterize the square-stable graphs that are also simplicial or chordal, by extending two results from [17].

Proposition 2.15 For a graph G the following assertions are equivalent:

- (i) G is square-stable;
- (ii) G is simplicial and well-covered;
- (iii) every vertex belongs to exactly one simplex of G .

Proof. The equivalence (ii) \Leftrightarrow (iii) is proved in [17], and Theorem 2.14 ensures that (i) \Leftrightarrow (iii). ■

Proposition 2.16 *For a chordal graph G the following assertions are equivalent:*

- (i) G is square-stable;
- (ii) G is well-covered;
- (iii) every vertex belongs to exactly one simplex of G .

Proof. The equivalence (ii) \Leftrightarrow (iii) is proved in [17], and Theorem 2.14 ensures that (i) \Leftrightarrow (iii). ■

As another consequence of Theorem 2.14, we obtain that $\Omega(G)$ is the set of bases of a matroid on $V(G)$ provided G is a complete graph.

Lemma 2.17 $\Omega(G)$ is the set of bases of a matroid on V if and only if $\Omega(G^2) = \Omega(G)$.

Proof. If $\Omega(G)$ is the set of bases of a matroid on V , then any $S \in \Omega(G)$ must have the property $P2$. By Theorem 2.13, G is square-stable and therefore $\Omega(G^2) \subseteq \Omega(G)$. Suppose that there exists $S_0 \in \Omega(G) - \Omega(G^2)$; it follows that there are $a, b \in S_0$ and $c \in N(a) \cap N(b)$. Hence, $\{c\}$ is stable in G and disjoint from S_0 , but $S^* \cup \{c\} \notin \Omega(G)$ for any $S^* \subset S_0$, a contradiction, since S_0 has property $P2$. Consequently, the equality $\Omega(G^2) = \Omega(G)$ is true.

Conversely, according to Theorem 2.13, any $S \in \Omega(G^2) = \Omega(G)$ has the property $P2$. Therefore, $\Omega(G)$ is the set of bases of a matroid on V . ■

Combining Theorem 2.7 and Lemma 2.17, we get the following:

Proposition 2.18 $\Omega(G)$ is the set of bases of a matroid on V if and only if G is a complete graph.

For graphs that are not necessarily connected, we may deduce the following:

Proposition 2.19 [5] $\Omega(G)$ is the set of bases of a matroid on $V(G)$ if and only if G is a disjoint union of cliques.

3 Unique pendant perfect matching graphs

In general, a graph having a unique perfect matching is not necessarily square-stable. For instance, $K_3 + e$ has a unique perfect matching, but is not square-stable. Further, we pay attention to graphs having a perfect matching consisting of pendant edges, which is obviously unique.

Proposition 3.1 *If G has a perfect matching consisting of pendant edges, then the following statements are valid:*

- (i) $\Omega(G^2) = \{S_0\}$, where $S_0 = \{v : v \text{ is a pendant vertex in } G\}$;
- (ii) G is square-stable.

Proof. Clearly, the set $S_0 = \{v : v \text{ is a pendant vertex in } G\}$ is stable in G , and $|S_0| = |V - S_0| \leq \alpha(G)$. Let $S_1 \in \Omega(G)$ and suppose that $|S_1| > |S_0|$. Hence, both $S_1 \cap S_0$ and $S_1 \cap (V - S_0)$ are non-empty, and $|S_1 \cap S_0| > |V - S_0 - (S_1 \cap (V - S_0))|$. In addition, we have that $(S_1 \cap S_0, S_1 \cap (V - S_0)) = \emptyset$, because S_1 is stable, and therefore $S_1 \cap S_0$ can not be matched into $V - S_0 - (S_1 \cap (V - S_0))$, contradicting the fact that G has a perfect matching. Consequently, $S_0 \in \Omega(G)$, and because $\text{dist}_G(a, b) \geq 3$ holds for any $a, b \in S_0$, we get that $S_0 \in \Omega(G^2)$, i.e., G is square-stable.

Assume that there is $S_2 \in \Omega(G^2)$, $S_0 \neq S_2$. Then $S_2 \in \Omega(G)$ and $\text{dist}_G(a, b) \geq 3$ holds for any $a, b \in S_2$. Let denote $S_0 = \{v_i : 1 \leq i \leq \alpha(G)\}$ and $N(v_i) = \{w_i\}$, for $1 \leq i \leq \alpha(G)$. Since $S_0 \neq S_2$, we may assume that, for instance, $w_1 \in S_2$, and because w_1 is not pendant, it follows that $|N(w_1)| \geq 2$. Without loss of generality, we may suppose that $w_2 \in N(w_1)$. Hence, $v_1, v_2, w_2 \notin S_2$, and this implies that $|S_2| < |S_0|$, because for any $i \geq 3$, S_2 contains either v_i or w_i , but never both of them. So, we may conclude that $\Omega(G^2) = \{S_0\}$. ■

Let us notice that there are square-stable graphs with more than one maximum stable set, and having no perfect matching; e.g., the graph in Figure 3.

Proposition 3.2 *For a König-Egerváry graph G of order $n \geq 2$ the following assertions are equivalent:*

- (i) G square-stable;
- (ii) G has a perfect matching consisting of pendant edges;
- (iii) G is very well-covered with exactly $\alpha(G)$ pendant vertices.

Proof. (i) \Rightarrow (ii) By Proposition 2.11, G is well-covered, and according to Proposition 1.3 it is also very well-covered. Hence, we get that $\alpha(G) = \mu(G) = n/2$, and G has a perfect matching M . Let $S_0 = \{a_i : 1 \leq i \leq \alpha(G)\} \in \Omega(G^2)$ and $b_i \in V(G) - S_0$ be such that $a_i b_i \in M$ for $1 \leq i \leq \alpha(G)$. By Proposition 2.4, $\text{dist}_G(v, w) \geq 3$ holds for any $v, w \in S_0$. We claim that every $a_i \in S_0$ is pendant, i.e., $N(a_i) = \{b_i\}$, since otherwise, if $b_j \in N(a_i)$ for some $i \neq j$, it follows that $\text{dist}_G(a_i, a_j) = 2$, in contradiction with $\text{dist}_G(a_i, a_j) \geq 3$. Therefore, M consists only of pendant edges.

(ii) \Rightarrow (iii) Let $M = \{v_i w_i : 1 \leq i \leq n/2\}$ be the perfect matching of G , consisting only of pendant edges, and suppose that all vertices in $S_0 = \{v_i : 1 \leq i \leq n/2\}$ are pendant. By Proposition 3.1, we get that $S_0 \in \Omega(G)$, i.e., $\alpha(G) = \mu(G) = n/2$. Assume that G is not well-covered, that is there exists some maximal stable set A in G such that $A \notin \Omega(G)$. Since S_0 contains all pendant vertices of G , it follows that $A \cup \{v_i : v_i \in S_0, N(v_i) \cap A = \emptyset\}$ is stable and larger than A , in contradiction with the maximality of A . In conclusion, G is very well-covered.

(iii) \Rightarrow (i) Since G is very well-covered with exactly $\alpha(G)$ pendant vertices, we infer that $S_0 = \{v : v \text{ is a pendant vertex}\} \in \Omega(G)$ and also that the matching $M = \{vw : vw \in E(G), v \in S_0\}$ is perfect and consists of only pendant edges. According to Proposition 3.1, it follows that G is square-stable. ■

Remark 3.1 *Well covered König-Egerváry graphs do not have to be square-stable, for instance, the graph C_4 .*

Remark 3.2 A König-Egerváry graph with a unique perfect matching is not always square-stable, e.g., the graphs P_6 (by the way, it is also a tree) and $K_3 + e$ (i.e., the graph in Figure 1).

Remark 3.3 A non-König-Egerváry graph with a unique perfect matching M may be square-stable, even if M does not consist of only pendant edges (for instance, see the graph in Figure 4).

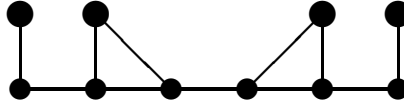


Figure 4: G is square-stable and has a unique perfect matching containing not only pendant edges.

Proposition 3.2 is true for bipartite graphs as well, since any bipartite graph is also a König-Egerváry graph. It is worth recalling here that for a bipartite graph (see [12], and for trees see [10]) to have a perfect matching is equivalent to be α^+ -stable. In general, we have shown in [14] that any α^+ -stable König-Egerváry graph has a perfect matching, while the converse is not true (see, for instance, the diamond, Figure 2).

Proposition 3.3 [15] Any well-covered tree T non-isomorphic to K_1, K_2 , contains at least one edge e connecting two non-pendant vertices, such that $T - e = T' \cup K_2$ and T' is a well-covered tree.

For trees, Propositions 3.2 and 3.3 lead to the following extension of the characterization that Ravindra gave to well-covered trees in [19]:

Corollary 3.4 If T is a tree of order $n \geq 2$, then the following statements are equivalent:

- (i) T is well-covered;
- (ii) T is very well-covered;
- (iii) T has a perfect matching consisting of pendant edges;
- (iv) T is square-stable.

Proof. Let us notice that for general graphs: $(iv) \Rightarrow (i)$ is true according to Corollary 2.11, and the implication $(iii) \Rightarrow (ii)$ is clear. Further, for König-Egerváry graphs, the assertions (iii) , (iv) are equivalent according to Proposition 3.2, and (i) , (ii) are equivalent by Proposition 1.4. Thus, to complete the proof of the corollary, it is sufficient to show that for trees (i) implies (iii) . Since (i) and (ii) are equivalent, the order n of T must be even. We use induction on n . The assertion is true for $n = 2$. If T has $n > 2$ vertices, then according to Proposition 3.3, T contains at least one edge e connecting two non-pendant vertices, such that $T - e = T' \cup K_2$ and T' is a well-covered tree. By the induction hypothesis, T' has a perfect matching M consisting of pendant edges. Hence, $M \cup \{e\}$ is a perfect matching of T consisting of

pendant edges. ■

Let us notice that the equivalences appearing in Corollary 3.4 fail for bipartite graphs. For instance, the graph in Figure 5 is very well-covered, but is not square-stable.

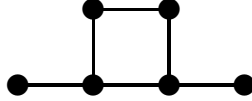


Figure 5: A bipartite and very well-covered but not square-stable graph.

Combining Proposition 1.3 and Proposition 3.2, we obtain:

Corollary 3.5 *G is square-stable and very well-covered if and only if G is a König-Egerváry graph with exactly $\alpha(G)$ pendant vertices.*

Corollary 3.6 *If G is a square-stable König-Egerváry graph, then G^2 is also a König-Egerváry graph.*

Remark 3.4 *Figure 5 brings an example of a König-Egerváry graph whose square is not a König-Egerváry graph.*

Another consequence of Proposition 3.2 is the following extension of the characterization that Finbow, Hartnell and Nowakowski give in [7] for graphs having the girth ≥ 6 .

Proposition 3.7 *Let G be a graph of girth ≥ 6 , which is isomorphic to neither C_7 nor K_1 . Then the following assertions are equivalent:*

- (i) G is well-covered;
- (ii) G has a perfect matching consisting of pendant edges;
- (iii) G is very well-covered;
- (iv) G is a König-Egerváry graph with exactly $\alpha(G)$ pendant vertices;
- (v) G is a König-Egerváry square-stable graph.

Proof. The equivalences (i) \Leftrightarrow (ii) \Leftrightarrow (iii) are done in [7]. In [13] it has been proved that (iii) \Leftrightarrow (iv). Finally, (ii) \Leftrightarrow (v) is true by Propositions 3.1 and 3.2. ■

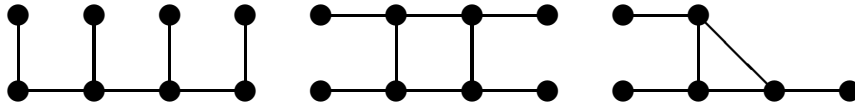


Figure 6: Square-stable König-Egerváry graphs.

Remark 3.5 C_7 is not a König-Egerváry graph.

4 Conclusions

In this paper we continue the investigations, started by Randerath and Volkmann [18], on the class of square-stable graphs. We think that the characterization of Koenig-Egervary square-stable graphs obtained here may be extended to some new classes of square-stable graphs. It is also important to mention that square-stable trees have a very specific recursive structure (see [15]).

It also seems interesting to study graphs satisfying some equalities between the invariants appearing in the following series of inequalities: $\alpha(G^2) \leq \theta(G^2) \leq \gamma(G) \leq i(G) \leq \alpha(G) \leq \theta(G)$, for instance $\alpha(G^2) = i(G)$.

References

- [1] C. Berge, *Some common properties for regularizable graphs, edge-critical graphs and B-graphs*, in: Graph Theory and Algorithms Lecture Notes in Computer Science **108** (1980) 108-123, Springer-Verlag, Berlin.
- [2] K. Cameron, *Induced matchings*, Discrete Applied Mathematics **24** (1989) 97-102.
- [3] G. H. Cheston, E. O. Hare and R. C. Laskar, *Simplicial graphs*, Congressus Numerantium **67** (1988) 105-113.
- [4] R. W. Deming, *Independence numbers of graphs - an extension of the König-Egervary theorem*, Discrete Mathematics **27** (1979) 23-33.
- [5] G. Ding, *Stable sets versus independent sets*, Discrete Mathematics **117** (1993) 73-87.
- [6] O. Favaron, *Very well-covered graphs*, Discrete Mathematics **42** (1982) 177-187.
- [7] A. Finbow, B. Hartnell and R. J. Nowakowski, *A characterization of well-covered graphs of girth 5 or greater*, Journal of Combinatorial Theory Ser. B **57** (1993) 44-68.
- [8] M. C. Golumbic, and R. C. Laskar, *Irredundancy in circular arc graphs*, Discrete Applied Mathematics **44** (1993) 79-89.
- [9] M. C. Golumbic and M. Lewenstein, *New results on induced matchings*, Discrete Applied Mathematics (to appear).
- [10] G. Gunther, B. Hartnell, and D. F. Rall, *Graphs whose vertex independence number is unaffected by single edge addition or deletion*, Discrete Applied Mathematics **46** (1993) 167-172.
- [11] T. W. Haynes, L. M. Lawson, R. C. Brigham and R. D. Dutton, *Changing and unchanging of the graphical invariants: minimum and maximum degree, maximum clique size, node independence number and edge independence number*, Congressus Numerantium **72** (1990) 239-252.

- [12] V. E. Levit and E. Mandrescu, *On α -stable graphs*, *Congressus Numerantium* **124** (1997) 33-46.
- [13] V. E. Levit and E. Mandrescu, *Well-covered and König-Egerváry graphs*, *Congressus Numerantium* **130** (1998) 209-218.
- [14] V. E. Levit and E. Mandrescu, *On α^+ -stable König-Egerváry graphs*, The Ninth SIAM Conference on Discrete Mathematics, University of Toronto, Canada (1998), Los Alamos Archive, pre-print arXiv:math.CO/9912022, 1999, 13 pp.
- [15] V. E. Levit and E. Mandrescu, *Well-covered trees*, *Congressus Numerantium* (1999) (accepted).
- [16] M. D. Plummer, *Some covering concepts in graphs*, *Journal of Combinatorial Theory* **8** (1970) 91-98.
- [17] E. Prisner, J. Topp and P. D. Vestergaard, *Well-covered simplicial, chordal, and circular arc graphs*, *Journal of Graph Theory* **21** (1996) 113-119.
- [18] B. Randerath and L. Volkman, *Simplicial graphs and relationships to different graph invariants*, *Ars Combinatoria* **46** (1997) 211-217.
- [19] G. Ravindra, *Well-covered graphs*, *Journal of Combinatorial Information System Sciences* **2** (1977) 20-21.
- [20] F. Sterboul, *A characterization of the graphs in which the transversal number equals the matching number*, *Journal of Combinatorial Theory Ser. B* **27** (1979) 228-229.