

The Effective Particle-Hole Interaction and the Optical Response of Simple Metal Clusters

W. Ekardt

*Fritz-Haber-Institut der Max-Planck-Gesellschaft,
Faradayweg 4-6, 14195 Berlin, Germany*

J. M. Pacheco

*Departamento de Fisica da Universidade
3000 Coimbra, Portugal*

(November 3, 2018)

Abstract

Following Sham and Rice [L. J. Sham, T. M. Rice, Phys. Rev. **144** (1966) 708] the correlated motion of particle-hole pairs is studied, starting from the general two-particle Greens function. In this way we derive a matrix equation for eigenvalues and wave functions, respectively, of the general type of collective excitation of a N-particle system. The interplay between excitons and plasmons is fully described by this new set of equations. As a by-product we obtain - at least *a-posteriori* - a justification for the use of the TDLDA for simple-metal clusters.

36.40.+d, 31.50.+w, 33.20.Kf

Typeset using REVTeX

I. INTRODUCTION

Though there is no exact theorem sanctioning the use of time-dependent density functionals, the TDLDA (Time-Dependent Local Density Approximation) as intuitively introduced by Zangwill and Soven in 1980 [1] turned out to be working extremely well in the description of many-body effects in atoms [1], molecules [2], clusters [3], and solids [4]. A common feature of all these examples is the charge density character of these collective states. But besides this type of correlated particle-hole motion there is another one well known from the optical properties of semiconductors, ionic solids, and rare gases as well, namely, the bound states of particles and holes, which generally occur if the attractive part of the general particle-hole irreducible interaction [5] dominates. In metals this does not happen, because the screened particle-hole interaction does not support bound states for usual values of the Thomas-Fermi screening vector [6]. In small metal particles the situation is more subtle because all states are size-quantized [7]; this implies that the effective particle-hole interaction is anywhere between a semiconductor ($e^2/\epsilon r$, with ϵ the static dielectric constant) and a metal ($e^2 \exp(kr)/r$, with k the Thomas-Fermi screening vector). For this reason, a more general theory is mandatory for the study of the optical absorption by collective states in metal clusters. Recalling the general discussion on the interplay between excitons and plasmons in the past [8,9], the study of the general two-particle Greens function seems to constitute a promising tool to answer the question of whether or not the oversimplifying TDLDA has to be replaced by a more complete theory, in order to obtain a satisfactory insight in the nature of collective states in metal clusters. Starting from the method of Sham and Rice [10], a new effective equation is derived in section two, for the calculation of the optical spectra in metal clusters. Using the well-established jellium model [7], these equations are solved for a number of Na-jellium clusters in section three. Finally, the conclusions and the comparison with alternative models of calculating the optical response in metal clusters are presented in section four.

II. THEORY

We are interested in investigating the properties of excitons and plasmons in general many-electron systems. Therefore, our starting point is the full two-particle Green's function, suitable to describe excitations of such a system involving the correlated motion of two quasi-particles. It will be shown that a unified description of excitonic and plasmonic excitations leads to a matrix equation which is formally similar to the well-known RPAE equations in atomic physics, with the essential difference of a better description of exchange, which becomes now properly screened. This formal similarity is, of course, not accidental, and reflects the many possible ways one can derive the equations of motion for these excitations [9].

Following Sham and Rice [10] we start by defining, field-theoretically, the exciton/plasmon wave-function,

$$\begin{aligned} f_\lambda(\vec{r}_1, \vec{r}_2, \omega) &= \langle N, 0 | \psi^\dagger(\vec{r}_2), \psi(\vec{r}_1) | N, \lambda \rangle = \\ &= \lim_{\eta \rightarrow 0} \frac{1}{2\pi i} \int d\omega_1 e^{i\eta\omega} G_{0;\lambda}(\vec{r}_1, \omega_1; \vec{r}_2, \omega - \omega_1) \end{aligned} \quad (1)$$

in terms of the appropriate function $G_{0;\lambda}$, which occurs in the Fourier transform of the general two-particle Green's function and is defined as follows [10],

$$\begin{aligned} G_{0;\lambda}(\vec{r}_1, \omega_1; \vec{r}_2, \omega_2) &= \sum_\alpha \frac{\langle N, 0 | \psi(\vec{r}_1) | N+1, \alpha \rangle \langle N+1, \alpha | \psi^\dagger(\vec{r}_2) | N, \lambda \rangle}{\omega_1 + i\delta - E_N^0 - E_{N+1}^\alpha} \\ &\quad - \sum_\alpha \frac{\langle N, 0 | \psi^\dagger(\vec{r}_2) | N-1, \alpha \rangle \langle N-1, \alpha | \psi(\vec{r}_1) | N, \lambda \rangle}{\omega_2 + i\delta + E_N^0 - E_{N-1}^\alpha} \end{aligned} \quad (2)$$

As usual, $|N, 0\rangle$ and $|N, \lambda\rangle$ are the exact ground-state and plasmon/exciton excited state of the many electron system, while the ψ are the usual field-operators. λ represents a possible set of conserved quantum numbers. $G_{0;\lambda}$ satisfies the following homogeneous Bethe-Salpeter equation [10]

$$G_{0;\lambda}(1, 2) = G(1, 1')G(2', 2)I(1', 2'; 3', 4')G_{0;\lambda}(4', 1') \quad (3)$$

where $1 = (\vec{r}_1, \omega_1)$, etc. and integration over repeated indexes is assumed. I is the irreducible particle-hole interaction, which contains the essential ingredients of the physical processes

we want to describe. For I , we consider the ladder approximation and neglect retardation effects, including the basic interactions described by the diagrams in fig.1. Upward pointing arrows describe electron states, downward pointing arrows describe hole states, the dashed line represents the bare particle-hole interaction and the double dashed line represents the screened particle-hole interaction. As is well-known [9,10], since I is an irreducible interaction, only diagram b) must be screened (and vertex corrected).

To proceed, we now explicitly write, for I ,

$$I(\vec{r}_1, \vec{r}_2, \vec{r}_3, \vec{r}_4) = V_{bare}(\vec{r}_1 - \vec{r}_2)\delta(\vec{r}_2 - \vec{r}_3)\delta(\vec{r}_1 - \vec{r}_4) - W(\vec{r}_1, \vec{r}_2)\delta(\vec{r}_1 - \vec{r}_3)\delta(\vec{r}_2 - \vec{r}_4), \quad (4)$$

where V_{bare} is the bare interaction and W is the screened interaction [11]. Considering the usual expansion for f_λ

$$f_\lambda = X_{ph}\phi_p\phi_h + Y_{ph}\phi_h^*\phi_p^* , \quad (5)$$

where X_{ph} and Y_{ph} are the forwards-going and backwards-going electron-hole amplitudes, respectively, whereas ϕ are quasi-particle wave-functions, and inserting this expansion, together with the expression for I in eq.(2), and its solution in eq.(1) we obtain, after a final frequency integration, the following matrix-equation,

$$\begin{pmatrix} A & B \\ -B^* & -A^* \end{pmatrix} \begin{pmatrix} X \\ Y \end{pmatrix} = E \begin{pmatrix} X \\ Y \end{pmatrix} \quad (6)$$

where the matrices A and B are defined as

$$A_{ph,p'h'} = (e_p - e_h)\delta_{p,p'}\delta_{h,h'} + \langle ph'|I|p'h \rangle , \quad (7)$$

$$B_{ph,p'h'} = \langle pp'|I|h'h \rangle . \quad (8)$$

In eqs.(7),(8), $e_p(e_h)$, are quasi-particle (quasi-hole) energies, whereas the matrix-elements between quasi-particle states read

$$\langle ph|I|p'h' \rangle = \int d\vec{r}_1 \int d\vec{r}_2 \int d\vec{r}_3 \int d\vec{r}_4 \phi_p^*(\vec{r}_1)\phi_h^*(\vec{r}_2)I(\vec{r}_1, \vec{r}_2, \vec{r}_3, \vec{r}_4)\phi_{p'}(\vec{r}_3)\phi_{h'}(\vec{r}_4) \quad (9)$$

Because these equations are formally identical to the RPAE equations, except for the residual particle-hole interaction, which has now a screened exchange term, we call the present results the RPA-SE equations. To our knowledge, this is the first time these equations have been explicitly obtained. Furthermore, we would like to point out that these equations are useful for the case of static screening, in which retardation effects are neglected [12]. However, the modifications to be introduced in the present formalism, in order to incorporate dynamical screening effects are formally straightforward. We defer the study of dynamical screening effects to a future publication.

In order to implement the RPA-SE, we start from an independent particle picture. Traditionally, the Hartree-Fock independent electron picture is the starting point. However, and since we are interested in studying the optical response of small clusters of simple metals, for which the Hartree-Fock approximation is known to provide a rather poor starting point, we start from a Density Functional Theory (DFT) scheme in the Local Density Approximation (LDA). Therefore, we compute the one-electron wave-functions and energies in LDA to DFT, and correspondingly, the one-particle Green's functions. For the screened interaction W , we compute it in Hedin's GW approximation [13,14], following the prescription proposed by Hybertsen and Louie [15]. In this framework, instead of working out the complete self-consistent solution of the GW equations, one starts from the LDA approximation and carries out one iteration of the GW self-consistent scheme. This corresponds to write, for W ,

$$W(\vec{r}_1, \vec{r}_2) = \frac{e^2}{|\vec{r}_1 - \vec{r}_2|} + \int d\vec{r}_3 d\vec{r}_4 \frac{e^2}{|\vec{r}_1 - \vec{r}_3|} \chi(\vec{r}_3, \vec{r}_4) \frac{e^2}{|\vec{r}_4 - \vec{r}_2|}, \quad (10)$$

where, the density-density correlation function χ is computed at the level of TD-LDA. In general χ is a complex and energy-dependent function. In the static approximation, we take $E = 0$ and χ becomes a real function.

Within TD-LDA, or equivalently, the matrix RPA-LDA (see below), the general form for the interaction I is replaced by the so-called residual interaction [3,16]. It reads, according to the previous definitions,

$$\begin{aligned}
K(\vec{r}_1, \vec{r}_2, \vec{r}_3, \vec{r}_4) &= \delta(\vec{r}_3 - \vec{r}_2)\delta(\vec{r}_4 - \vec{r}_1) \left[V_{bare}(\vec{r}_1, \vec{r}_2) + \frac{dV_{XC}}{dn}\delta(\vec{r}_1 - \vec{r}_2) \right] \\
&= \delta(\vec{r}_3 - \vec{r}_2)\delta(\vec{r}_4 - \vec{r}_1) \left[\frac{e^2}{|\vec{r}_1 - \vec{r}_2|} + \frac{dV_{XC}}{dn}\delta(\vec{r}_1 - \vec{r}_2) \right].
\end{aligned}
\tag{11}$$

III. RESULTS AND DISCUSSION

In this section we apply the new theory to a number of magic jellium clusters of Na, and compare them to other models, mainly to the old fashioned TDLDA [3]. Fig.2 gives the photoabsorption cross-section σ per delocalized electron for various models of calculation. As a reference the dashed line gives for the results of the matrix-RPA-LDA. This curve is (of course) completely equivalent to the TDLDA. The only difference is that the latter calculates the dynamical polarizability and from this quantity the optical absorption, whereas the former calculates eigenvalues and eigenvectors, respectively, and from these quantities the optical absorption as described in detail by Yannouleas and Broglia [16]. That means, each spectral line is Lorentzian broadened (here with the parameter η chosen to be 0.1 eV).

Next we solve the new equations, that means the irreducible particle-hole interaction is considered as given by eq.(4), meaning that the attractive part of the interaction is properly screened, and the repulsive part is calculated as usual. The result is given as a full line in fig.2. The difference to the matrix-RPA-LDA is not very spectacular (in the specific case of Na_8), because the exchange part of the interaction is less attractive. A little blue shift results for the main line of the optical response.

Besides this effect there is a little redistribution of oscillator strength on the blue sidebands of the response on the high energy side of the main line. This can be made more visible by an alternative representation of the results in fig.2a, which shows the line-spectrum (without Lorentzian broadening). That this is a general result can be seen in fig.3, which shows our results for Na_{20} . In addition, the free-particle distribution of oscillator strength is given by crosses: upon inclusion of the electron-electron-interaction in the optical response the two strong lines which have been termed in the past as "fragmented plasmon" do not

change very much if one includes screening in the exchange part of the general interaction. As it was the case for Na_8 the main change occurs in the high-energy wing of the spectrum.

As one can see in the next figures 4 and 5 for Na_{58} and Na_{92} this is a general result: the proper screening of the exchange part is necessary on general reasons, but the detailed numerical consequences are rather negligible. In a sense this is a gratifying result, because it shows that still the simple TDLDA is the most efficient linear response-model for a variety of cases (atoms, clusters, surfaces and bulk).

IV. CONCLUSIONS

The main qualitative features of the optical response of metal clusters are given by the overwhelming importance of the formation of the collective oscillation of all delocalized electrons: this phenomenon already present in the classical description of the optical properties [3] persists to exist in a trully microscopic description [3] using the rather simple model of the TDLDA; therefore it seems not too surprising that a true many-body solution of the problem, based on Feynman diagrams – in the way proposed by Sham and Rice [10] – does not change very much our picture of the optical response. But nevertheless a study along this line has to be done, because there is still an ongoing controversy about the right description of the effects of exchange in this context [17].

For this reason the marginal difference between TDLDA and the BSE description is highly welcome, because the latter is rather accurate but numerically complex, whereas the former is numerically easy to do but lacks a thorough justification. In this respect, we have a similar situation as we have with the so-called self-interaction correction SIC [18], which has no sanctioning by any exact theorem, but turns out to be numerically equivalent to a quasiparticle calculation at the level of the GW-approximation [11] (which is considered to be on a firmer theoretical basis!). The general ph-interaction seems to be more important in clusters of other elements (e.g. rare gases, ionic species, or semiconductors), which will be studied next.

REFERENCES

- [1] A. Zangwill, and P.Soven, Phys. Rev **A21** (1980) 1561;
- [2] Z.Levine and P.Soven, Phys.Rev. **A29** (1984) 625;
- [3] W.Ekardt, Phys. Rev. Lett. **52** (1984) 1925;
- [4] A. A. Quong and A. G. Eguluz, Phys.Rev.Lett. **70** (1993) 3995;
- [5] P.Nozieres, "Theory of Interacting Fermi Systems", (Benjamin, 1964);
- [6] G. D. Mahan, "Many-Particle Physics", 2nd edition (Plenum, N. York, 1990);
- [7] W.Ekardt, Phys.Rev. **B29** (1984) 1558;
- [8] C. Horie, Prog. Theor. Phys. **21** (1959) 113;
- [9] I. Egri, Phys. Rep. **119**, (1985) 363;
- [10] L. J. Sham, T. M. Rice, Phys. Rev. **144** (1966) 708;
- [11] S. Saito, S. B. Zhang, S. G. Louie, M. L. Cohen,
J. Phys.: Condens. Matter **2** (1990) 9041;
- [12] dynamical screening effects are known to be important for a correct description of excitonic effects. However, we will find that, in our case, the static screening provides a small contribution, and therefore we expect the dynamical correction to be unimportant in the present context.
- [13] L. Hedin, Phys. Rev. **139** (1965) 796;
- [14] L. Hedin, S. Lundqvist, in *Solid State Physics*, **23** (1969) 1 (H. Ehrenreich, F. Seitz and D. Turnbull, eds.), Academic Press, New York;
- [15] M. S. Hybertsen, S. G. Louie, Phys. Rev. **B34** (1986) 5390;
- [16] C. Yannouleas, R. A. Broglia, Phys. Rev. **A44** (1991) 5793;

- [17] M. Madjet, C. Guet, W. R. Johnson, Phys. Rev. **A51** (1995) 1327;
- [18] J. M. Pacheco, W. Ekardt, Annalen der Physik **1**, (1992) 204;
- [19] C. Yannouleas, E. Vigezzi, and R.A. Broglia, Phys. Rev. **B47** (1993) 9849.

FIGURES

Figure can be obtained from: ekardt@fhi-berlin.mpg.de

FIG. 1. Graphical representation of I as used in this work. It originates from all parts of the irreducible particle-hole interaction of first order: bare Coulomb + bare exchange after the exchange part has been properly screened. According to the general rules for Feynman graphs part a) must NOT be screened, because this would result in a reducible diagram (compare ref. [10]). Vertex corrections are not considered in this work.

FIGURE 2

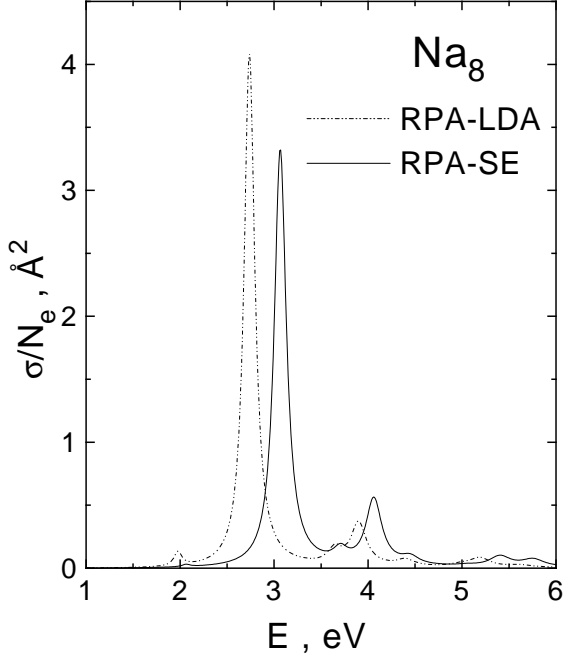


FIG. 2. Photoabsorption cross section per delocalized electron for jellium Na_8 in two different approximations: with a dashed line, the matrix-RPA-LDA [16], which is equivalent to TDLDA [3]; with a continuous line, the RPA-SE as developed in this paper. The blue shift of the main line results from the proper screening of the attractive part of the general irreducible particle-hole interaction ([10,11]). For details, see main text.

FIGURE 2a

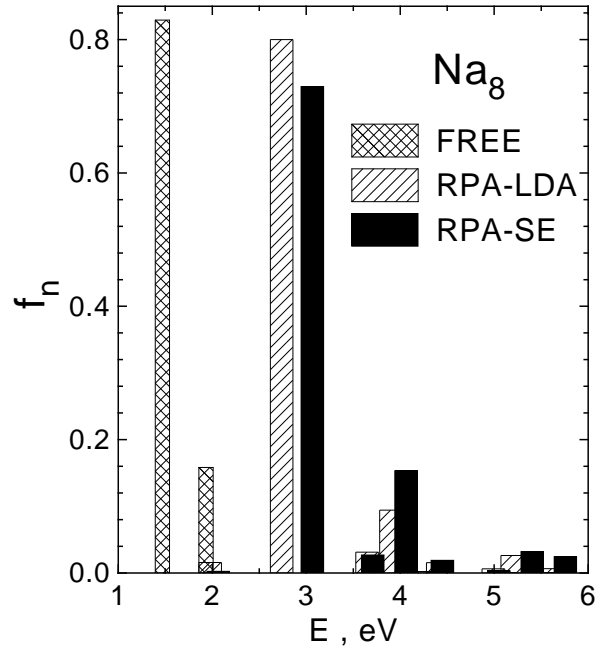


FIG. 2a. Frequencies and oscillator strength of various particle-hole transitions in jellium Na_8 in three different approximations: crosses: the so-called free response (meaning, that effects of the induced charge are neglected), the rest is the same as in fig.1, but without Lorentzian broadening. We chose this way of representation, in order to make more visible the redistribution of oscillator strength in the high-frequency part of the spectrum.

FIGURE 3

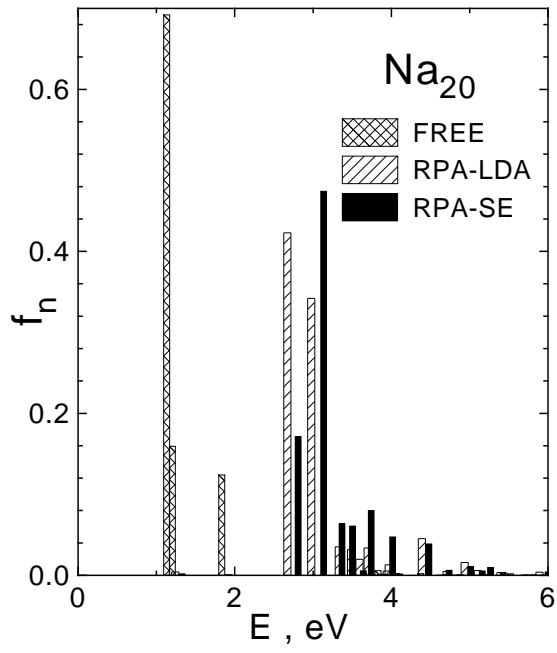


FIG. 3. The same as fig.2a, but for Na_{20} .

FIGURE 4

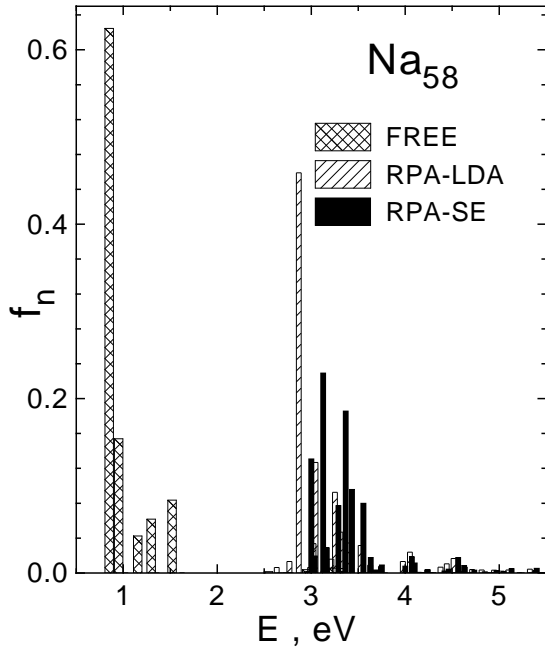


FIG. 4. The same as fig.2a, but for Na_{58} . This result is interesting, because it shows clearly a fragmentation of the line shape in the collective region around 3 eV. This has *not* been found in the preceding study of C. Yannouleas, et al. [19].

FIGURE 5

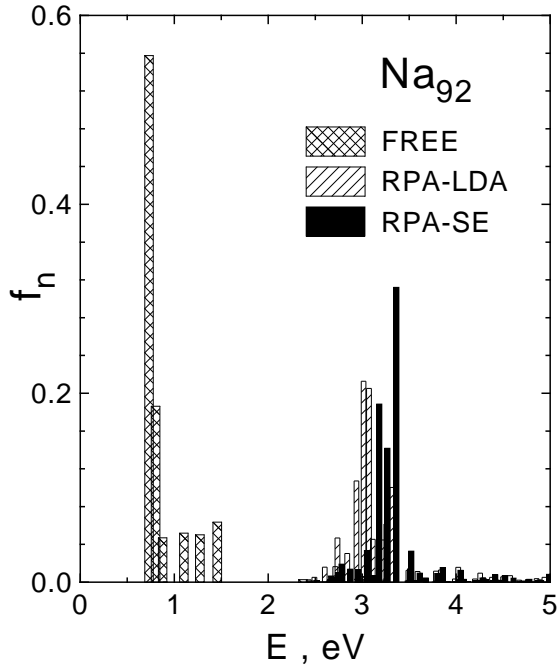


FIG. 5. The same as fig.2a, but for Na_{92} . Microscopically, there *is* a fragmentation in the collective region. This, however, should be hard to resolve experimentally (which agrees with the interpretation of ref. [19]).