
Schemata as Building Blocks: Does Size Matter?

C. R. Stephens* and H. Waelbroeck†

Instituto de Ciencias Nucleares, UNAM

Circuito Exterior, A. Postal 70-543

México D.F. 04510

R. Aguirre‡

DEPFI, UNAM, A. Postal 70-543

México D.F. 04510

Abstract

We analyze the schema theorem and the building block hypothesis using a recently derived, exact schemata evolution equation. We derive a new schema theorem based on the concept of *effective fitness* showing that schemata of higher than average effective fitness receive an exponentially increasing number of trials over time. The building block hypothesis is a natural consequence in that the equation shows how fit schemata are constructed from fit sub-schemata. However, we show that generically there is no preference for short, low-order schemata. In the case where schema reconstruction is favoured over schema destruction large schemata tend to be favoured. As a corollary of the evolution equation we prove Geiringer's theorem. We give supporting numerical evidence for our claims in both non-epistatic and epistatic landscapes.

1 Introduction

A very large proportion of scientific endeavour has been associated with the question: What are “things” made of? the reason being that this is an indispensable requirement for understanding how and why a “thing” functions. The answer has always tended to be: “things” are made of other, more elementary “things”. In the physical sciences this is obvious: a

* e-mail: stephens@nuclecu.unam.mx

† e-mail: hwael@nuclecu.unam.mx

‡ e-mail: rosalia@nuclecu.unam.mx

table is made up of atoms, which in turn are made up of electrons and a nucleus, which in its turn ... In biology a living organism (generally) is composed of various organs and tissues, which in their turn are made of various types of cells, which in their turn are composed of various constituents such as nuclei, protoplasm, mitochondria etc. From the nucleus we pass to chromosomes, genes, DNA and RNA etc. The latter, along with other important ingredients, forming an elaborate “computer programme” for the construction of the organism. In computer science high level languages are composed of more elementary languages until we arrive at the most basic machine level language recognized by the computer itself.

What have all these examples in common? They show that all things are made out of “building blocks”, whether they be tables, giraffes or computer programmes. Inevitably there exists a hierarchy of building blocks, the hierarchy being ordered more often than not according to scale and complexity. One can think of building blocks as the “effective degrees of freedom” (EDOF) of a system, which in their turn are composed of more “fine grained”, elementary degrees of freedom. For complex systems the former are composed of very large numbers of the latter. What building blocks one uses to describe a system depends very much on what one wants to say about it. In particular, on how fine grained a description one requires. Almost always a more coarse grained description will suffice.

So what has the above to do with genetic algorithms (GAs)? At the most basic level all the above can be coded as bit strings (of course) and in some way or other be associated with the notion of adaptation and optimization of some “fitness” function in a complicated environment. Trying to understand these problems in adaptation and optimization at the level of the fundamental, microscopic degrees of freedom is prohibitively difficult: there are simply too many and, more often than not, they interact in a highly non-linear fashion. In order to describe these systems both qualitatively and quantitatively one needs to know how EDOF emerge. In particular, in the context of GAs, if we coded the above problems as such how would some of the known EDOF emerge? In GAs one can universally represent EDOF as schemata. Of course, not all are of equal utility. EDOF if they are to be useful in the description of a system must display a certain degree of integrity.

The question is: what schemata are utilized by a GA? Or rather, what are the typical properties possessed by successful schemata. Naturally, the answer to this question will depend on the fitness landscape of interest. However, one might enquire as to if or not such properties exist in generic classes of landscapes. In fact theory has tried to be even more ambitious. The schema theorem and the related building block hypothesis [8], [7] propose that the EDOF in GAs are fit, *short* schemata irrespective of the landscape! This is an extremely strong statement. The fact that fit schemata are preferred is intuitively understandable, though we will see some counterexamples to this later, whilst the purported preference for short schemata is a supposed consequence of the destructive effect of crossover.

In this paper we will investigate theoretically and experimentally the evolution of schemata and in particular how this evolution depends on the defining length of the schemata. Our theoretical analysis will be based on an exact evolution equation [11, 12, 1] for schemata for the case of proportional selection and 1-point crossover. In section 2 we will give a brief overview of the equation. In section 3 we will discuss some of its more important theoretical ramifications and in section 4 we will show how numerical experiments confirm the theoretical predictions. Finally in section 5 we will draw some conclusions.

2 Schema Equation

In this section we give without proof (see [11], [12] for more details) the schema evolution equation for the relative proportion, $P(\xi, t) \equiv n(\xi, t)/n$, of the schema ξ of defining length l and order N_2 at time t in a canonical GA of population n consisting of chromosomes of N bits evolving with respect to proportional selection, point mutation and 1-point crossover. In the limit $n \rightarrow \infty$ $P(\xi, t)$ gives the probability of finding the schema ξ at time t . Explicitly

$$P(\xi, t + 1) = \mathcal{P}(\xi)P_c(\xi, t) + \sum_{\xi_i} \mathcal{P}(\xi_i \rightarrow \xi)P_c(\xi_i, t) \quad (1)$$

where the sum is over all schemata, ξ_i , that differ by at least one bit in one of the defining bits of the schema ξ , and the effective mutation coefficients $\mathcal{P}(\xi)$ and $\mathcal{P}(\xi_i \rightarrow \xi)$ represent the probabilities that the schema ξ remains unmutated and the probability that the schema ξ_i mutates to the schema ξ respectively. $P_c(\xi, t)$ is the mean proportion of schemata ξ at time t after selection and crossover. Explicitly

$$P_c(\xi, t) = P'(\xi, t) - \frac{p_c}{N-1} \sum_{k=1}^{l-1} (P'(\xi_L, t) - P'(\xi_L(k), t))P'(\xi_R(l-k)) \quad (2)$$

where $P'(\xi, t) = (\bar{f}(\xi, t)/\bar{f}(t))P(\xi, t)$, $\bar{f}(\xi, t)$ being the mean fitness of the schema ξ and $\bar{f}(t)$ the average population fitness. p_c is the crossover probability and k the crossover point. The quantities $P'(\xi_L, t)$ and $P'(\xi_R, t)$ are defined analogously to $P'(\xi, t)$ but refer to the schemata ξ_L and ξ_R which are the parts of ξ to the left and right of k respectively. One can illustrate the content of the equation with a simple diagrammatic example: `****1*0***` is a schema with $l = 7$ and $N_2 = 3$. The crossover point is at $k = 7$ hence ξ_L has $N_2 = 1$ and $l = 1$ while ξ_R has $N_2 = 2$ and $l = 4$. Note that the equation takes into account exactly both the effects of schema destruction and schema reconstruction. At the level of strings the equation will be equivalent to other exact formulations [6, 17, 2, 14, 15, 16], and is most closely related to the analogous equation for a canonical GA evolving with respect to proportional selection and recombination derived by Altenberg [1] based on earlier work in genetics by Karlin and Liberman [9].

There are several notable features of the above equation: first of all it implies that crossover as an operator imposes the idea of a schema. This can easily be seen by considering the above equation for the case where ξ is the entire string, c_i . The reconstruction probability depends on the relative fitness of strings that contain the constituent elements, c_i^L and c_i^R of c_i , but given that there can be many strings that contain c_i^L or c_i^R one must take an average over these strings. In this sense we are averaging over the ‘‘degrees of freedom’’ represented by the bits that are not contained in c_i^L or c_i^R . The equation also shows that the effects of reconstruction will outweigh destruction if the parts of a string are more selected than the whole. This is closely related to the notion of linkage disequilibrium from population genetics. However, linkage disequilibrium there is measured by the covariance, $C(\xi_L, \xi_R) \equiv P(\xi, t) - P(\xi_L, t)P(\xi_R, t)$, of the relative frequencies of ξ_L and ξ_R . Here, we see that the relevant measure of schemata growth is the covariance, $C'(\xi_L, \xi_R) \equiv P'(\xi, t) - P'(\xi_L, t)P'(\xi_R, t)$, of the fitness-weighted relative frequencies of ξ_L and ξ_R . Clearly C' does not have to be of the same sign as C .

The equation also shows an hierarchy in structure both in complexity and size and also in time. This is obvious in the very nature of the equation which relates a schema ξ to

its “building blocks” of lower order and smaller defining length, ξ_L and ξ_R . These in turn are related to even smaller, lower order building blocks ξ_{LL} , ξ_{LR} , ξ_{RL} and ξ_{RR} which are associated with reconstruction of the schemata ξ_L and ξ_R . The hierarchy terminates at 1-schemata, i.e. schemata with $N_2 = 1$, which are immune to the effects of crossover. The hierarchical nature of the evolution in terms of complexity and size is manifest in (2) as schemata of a certain “size” (defining length and order) are related to schemata of smaller size, which in their turn are related to yet smaller schemata etc. The structure is also temporal as schemata at time t are related to smaller schemata at time $t - 1$, which in turn are related to yet smaller schemata at time $t - 2$ etc.

Note the “form invariance” of the equation under a coarse graining. What does this mean? Consider the equation at the level of a complete string. As we have pointed out, the very notion of recombination introduces a coarse graining in that we can write the recombination contribution in terms of $P(c_i^L, t)$ and $P(c_i^R, t)$, which involve summing over the microscopic (bit) degrees of freedom of $\{c_i - c_i^L\}$ and $\{c_i - c_i^R\}$ respectively, where $\{-\}$ denotes set difference. Coarse graining here simply means that we have forfeited detailed knowledge about the microscopic degrees of freedom not contained in c_i^L or c_i^R . The corresponding evolution equations for c_i^L and c_i^R involve recombination terms where a further coarse graining must be carried out via a summation, for example, over the microscopic degrees of freedom of $\{c_i - c_i^{LL}\}$ in the case of the schema c_i^{LL} . However, irrespective of the degree of coarse graining the form of the evolution equation remains exactly the same.

We see then that a general form of the building block hypothesis is inherent in the very structure of the evolution equation for a canonical GA. Recombination builds complex schemata from more primitive constituents which in turn are constructed from yet more elementary building blocks until we arrive at the ultimate building blocks — 1-schemata. The question of whether a GA utilizes building blocks to find a good solution can be seen to be related to whether schema reconstruction or destruction is the most important effect. However, this is clearly not the only criterion. We have said that the evolution equation contains a generalized form of the block hypothesis: simply that larger, more complex schemata are constructed from more primitive building blocks irrespective of whether they are fit schemata utilized by the GA in finding fit chromosomes. This is not however the only way to grow a schemata. Perhaps the schemata was in the initial population and was of high fitness. To see whether indeed a GA uses fit, short building blocks as the standard building block hypothesis and Schema theorem purport we must examine more closely the idea of fitness.

3 What do we mean by fit?

Why are certain schemata preferred over others? Because they are fitter of course. But what does one really mean by this statement? Consider the following contrived but instructive example: consider a 2-schemata, i.e. $N_2 = 2$, problem with crossover but neglecting mutation, and with a fitness landscape where $f(01) = f(10) = 0$ and $f(11) = f(00) = 1$. The steady state solution of the schema evolution equation is

$$P(11) = P(00) = \frac{1}{2} \left(1 - \frac{p_c}{2} \frac{(l-1)}{(N-1)} \right) \quad P(01) = P(10) = \frac{p_c}{4} \frac{(l-1)}{(N-1)} \quad (3)$$

For $l = N$ and $p_c = 1$ we see that half the steady state population is composed of strings that have zero fitness! Note that this fixed point is in fact a stable one. Such results lead

one to doubt whether the concept of fitness is the most relevant one in gauging the growth of a schema.

Another, more relevant, example is associated with a GA of binary alleles with mutation and proportional selection but without crossover (the Eigen model [3]). Consider a “needle-in-a-haystack” type fitness landscape where there exists one string, c_m — the “master sequence”, of high fitness all the rest being of equal low fitness. When the mutation rate, μ , is zero then the steady state population, assuming n is large, is such that $P(c_m) = 1$. When $\mu > 0$ but small, $P(c_m, t \rightarrow \infty) \neq 1$. However, the population is clustered around the master sequence in that the Hamming distance between the master sequence and the large majority of other strings in the steady state population is small. Increasing μ one reaches a critical value, μ_c , beyond which $P(c_m, t \rightarrow \infty) \rightarrow 1/2^N$, which is exactly the proportion expected in a completely random population. The sharp phase transition at μ_c is familiar from thermodynamics being due to the competition between “energy” (selection) and “entropy” (mutation). In fact, the quantity $-(1/2)\ln(\mu/(1-\mu))$ is the precise analog of the thermodynamic temperature. For $\mu \geq \mu_c$ the evolution of the GA cannot be well understood by thinking of evolution on the needle-in-a-haystack landscape. Thermodynamically this corresponds to considering the energy landscape as opposed to the more physically relevant free energy landscape. In the entropy dominated regime for $\mu \geq \mu_c$ every state has the same free energy hence there is effectively no selection acting. Once again we are led to call into question the usefulness of the standard notion of fitness.

As a third simple example consider the effect of mutation without crossover in the context of a model that consists of 2-schemata, 11, 01, 10, 00, where each schema can mutate to the two adjacent ones when the states 11, 10, 00, 01 are placed clockwise on a circle. For example, 11 can mutate to 10 or 01 but not to 00. We assume a simple degenerate fitness landscape: $f(11) = f(01) = f(10) = 2$, $f(00) = 1$. Clearly there is no selective advantage for any one of the three degenerate schemata over the others. In a random population, $P(11) = \dots = P(00) = \frac{1}{4}$. If there is uniform probability, μ , for each schema to mutate to an adjacent one then the evolution equation that describes this system is

$$P(i, t+1) = (1 - 2\mu)P'(i, t) + \mu(P'(i-1, t) + P'(i+1, t)) \quad (4)$$

For $\mu = 0$ the steady state population is $P(11) = P(01) = P(10) = 1/3$, $P(00) = 0$. Thus we see the synonym symmetry of the landscape associated with the degeneracy of the states 11, 10 and 01 is unbroken. However, for $\mu > 0$, the schema distribution at $t = 1$ starting from a random distribution at $t = 0$ is $P(11) = 2/7$, $P(01) = P(10) = (2-\mu)/7$, $P(00) = (1+2\mu)/7$. Thus, we see that there is an induced breaking of the landscape synonym symmetry due to the effects of mutation. In other words the population is induced to flow along what in the fitness landscape is a flat direction.

Why is it that the examples above lead us to reconsider the idea of fitness? Fitness is intrinsically associated in the standard picture with a particular genetic operator — selection. In the above we have two examples that exhibit regimes where other genetic operators, crossover and mutation respectively, can dominate and another example wherein populations are forced to flow along directions with zero selection gradient. In such regimes intuition gleaned from the normal fitness landscape is of little value. Clearly what is required is a generalization of fitness, a type of “effective fitness”, that treats the various genetic operators on a more democratic footing and where population flows take place in an “effective fitness” landscape. In the case of selection and mutation the problem can be reformulated

into a problem in equilibrium thermodynamics [10] hence the standard thermodynamic free energy may be utilized. In more general circumstances one must find a more general effective fitness.

A natural candidate for an effective fitness has been given in [11, 12, 13]. Specifically,

$$P(\xi, t + 1) = \frac{f_{\text{eff}}(\xi, t)}{f(t)} P(\xi, t) \quad (5)$$

Comparing with equation (1) one finds

$$f_{\text{eff}}(\xi, t) = \mathcal{P}(\xi) \left(\frac{P_c(\xi, t)}{P(\xi, t)} \right) \bar{f}(\xi, t) + \sum_{\xi_i} \mathcal{P}(\xi_i \rightarrow \xi) \left(\frac{P_c(\xi, t)}{P(\xi, t)} \right) \bar{f}(t) \quad (6)$$

This definition is very natural from an evolutionary viewpoint as it gives a direct measure of the reproductive success of a given schema. In the limit $\mu \rightarrow 0$, $p_c \rightarrow 0$ one finds that $f_{\text{eff}}(\xi, t) \rightarrow \bar{f}(\xi, t)$.

Using the concept of effective fitness one can much better understand the three examples given earlier. For instance, in the first example, although the schemata 01 and 10 have zero fitness their effective fitness is non-zero. Similarly, in the third example although the schemata 11, 10 and 01 are degenerate in terms of fitness this degeneracy is lifted by the effect of mutation and this is manifest at the level of the effective fitness. The above also leads to the idea of an effective selection coefficient, $s_{\text{eff}} = f_{\text{eff}}(\xi, t)/\bar{f}(t) - 1$, that measures directly selective pressure including the effects of genetic operators other than selection. If we think of s_{eff} as being approximately constant in the vicinity of time t_0 , then $s_{\text{eff}}(t_0)$ gives us the exponential rate of increase or decrease of growth of the schema ξ at time t_0 . In the limit of a continuous time evolution the solution of (5) is

$$P(\xi, t) = P(\xi, 0) e^{\int_0^t s_{\text{eff}} dt'} \quad (7)$$

Using the evolution equation and the concept of effective fitness one can formulate a new Schema theorem that unlike the standard schema theorem is an equality rather than an inequality

Schema Theorem

$$P(\xi, t + 1) = \frac{f_{\text{eff}}(\xi, t)}{\bar{f}(t)} P(\xi, t) \quad (8)$$

The interpretation of this equation is clear and analogous to the old schema theorem: schemata of higher than average *effective fitness* will be allocated an “exponentially” increasing number of trials over time. We put the word exponentially in quotes as the real exponent, $\int^t s_{\text{eff}} dt'$, is not, except for very simple cases such as a flat fitness landscape, of the form αt , where α is a constant. The above says much more than the standard schema theorem: first of all it is an exact equation not just a lower bound; secondly it gives a deeper insight into the role of crossover. This comes about because the equation takes into account schema creation. The standard schema theorem emphasizes only the destructive effect of crossover.

Armed with the above we can much more readily investigate the reconstructive aspect of crossover. In fact we will see generically that it is a more important effect. This is of great relevance in the link between the schema theorem and the building block hypothesis. The former gives a quantitative bite to the latter by showing that the destructive effects of crossover are greater the longer the defining length of the schema; thus leading to the notion that *short*, fit schemata are favoured. We can readily see that this is not generally true. If schema reconstruction outweighs that of destruction then crossover is more positive the longer the schema. Under such circumstances *long*, fit schemata are favoured. We will see this confirmed experimentally in the next section. Finally, we may remark that unless the fitness landscape warrants it there is no reason to think of a building block as a “local” object, as seems to be the case in the work on Royal Road functions [4] where attempts were made to validate the building block hypothesis by giving high fitness to a very small number of states associated with localized blocks of 1s.

Another natural definition of effective fitness which leads us to a very simple proof of Geiringer’s theorem [5] follows from splitting the evolution equation into those terms that are linear in $P(\xi, t)$ and those that are independent of it. For instance, in the case of selection and crossover we have

$$P(\xi, t + 1) = \frac{f'_{\text{eff}}(\xi, t)}{f(t)} P(\xi, t) + j(t) \quad (9)$$

where $f'_{\text{eff}}(\xi, t) = (1 - p_c \frac{(l-1)}{N-1}) \frac{\bar{f}(\xi, t)}{f(t)}$ and $j(t) = \frac{p_c}{N-1} \sum_{k=1}^{l-1} P'(\xi_L, t) P'(\xi_R, t)$. The corresponding effective selection coefficient is $s'_{\text{eff}} = ((1 - p_c \frac{(l-1)}{N-1}) \frac{\bar{f}(\xi, t)}{f(t)} - 1)$. In the limit of a continuous time evolution (9) may be formally integrated to yield

$$P(\xi, t) = e^{\int_0^t s'_{\text{eff}}(t') dt'} P(\xi, 0) + e^{\int_0^t s'_{\text{eff}}(t') dt'} \int_0^t j(t') e^{-\int_0^{t'} s'_{\text{eff}}(t'') dt''} dt' \quad (10)$$

In a flat landscape $s'_{\text{eff}} = -p_c(l-1)/(N-1)$, hence

$$P(\xi, t) = e^{-p_c \frac{(l-1)}{(N-1)} t} P(\xi, 0) + \frac{p_c}{(N-1)} e^{-p_c \frac{(l-1)}{(N-1)} t} \times \sum_{k=1}^{l-1} \int_0^t P'(\xi_L, t') P'(\xi_R, t') e^{p_c \frac{(l-1)}{(N-1)} t'} dt' \quad (11)$$

Notice that dependence on the initial condition, $P(\xi, 0)$, is exponentially damped unless ξ happens to be a 1-schema, the solution of the 1-schemata equation being $P(i, t) = P(i, 0)$. An immediate consequence is that when considering the source term describing reconstruction the only non-zero terms that need to be taken into account are those which arise from 1-schemata, as any higher order term will always have an accompanying exponential damping factor. Thus, we see that the fixed point distribution for a GA with crossover evolving in a flat fitness landscape is

$$P^*(\xi) = \lim_{t \rightarrow \infty} P(\xi, t) = \prod_{i=1}^{N_2} P(i, 0) \quad (12)$$

which is basically Geiringer’s Theorem in the context of schema distributions and simple crossover. We see here that the theorem appears in an extremely simple way as a consequence

of the solution of the evolution equation. Note that the fixed point distribution arises purely due to the effects of recombination, the long time behaviour depending only on the initial distribution of the most elementary building blocks — the 1-schemata.

Geiringer’s theorem will also hold in a non-flat landscape if selection is only very weak, where what we mean by weak is that $\frac{\bar{f}(\xi,t)}{\bar{f}(t)} \sim (1 + \epsilon)$ and $\epsilon < (p_c((l-1)/(N-1))/1 - p_c((l-1)/(N-1))) \forall l > 1$. In this case anything other than a 1-schema will once again be exponentially damped. In this case however due to the non-trivial landscape certain 1-schemata are preferred over others. A concrete example of such a landscape is $f_i = 1 + \alpha_i$ where $\sum_i |\alpha_i| \leq (\epsilon/(2 + \epsilon))$ and f_i is the fitness of the i th bit. Note there is no need to restrict to a linear fitness function here, arbitrary epistasis is allowed as long as it does not lead to large fitness deviations away from the mean. In this case $\frac{\bar{f}(\xi,t)}{\bar{f}(t)} < 1 + \epsilon$.

So what can we glean from our evolution equation in terms of schema size vis a vis the building block hypothesis? For a flat fitness landscape the effective selection coefficient for a 2-schema ij is

$$s_{\text{eff}} = -p_c \left(\frac{l-1}{N-1} \right) + p_c \left(\frac{l-1}{N-1} \right) \frac{P(i,0)P(j,0)}{P(ij,t)} \quad (13)$$

One sees that schema reconstruction will exceed that of schema destruction if i and j are negatively correlated, i.e. if the linkage disequilibrium is negative. When will this be the case? The fitness landscape itself can quite easily induce negative correlations between ξ_L and ξ_R . In this case there is a competition between the (anti-) correlating effect of the landscape and the mixing effect of crossover. For instance, in the neutral case of a Kaufmann $k = 0$ landscape when $\delta f_{\xi_L}, \delta f_{\xi_R} > 0$, where $\delta f_{\xi_L} = \bar{f}(\xi,t) - \bar{f}(t)$, then $1 + \frac{2N_L}{N} \delta f_{\xi} < (1 + \frac{2N_L}{N} \delta f_{\xi_L})(1 + \frac{2N_R}{N} \delta f_{\xi_R})$, so selection induces an anti-correlation, hence in an uncorrelated initial population, $P'(\xi,t) < P'(\xi_L,t)P'(\xi_R,t)$. In this case there will clearly be a preference for large schemata rather than small ones. In the case of deceptive problems, for instance the minimal deceptive problem [6], typically there is a positive correlation. Under such circumstances schema destruction will be the dominant effect and one should see a preference for short, fit schemata as hypothesized by the canonical Schema theorem and Block Hypothesis. In a fitness landscape that has both a deceptive and a non-deceptive component a given schema may typically be reached via deceptive or non-deceptive channels. For instance, for a 3-schema, ijk , perhaps the channel $ij + k \rightarrow ijk$ is deceptive whereas the channel $i + jk \rightarrow ijk$ is not. If both channels are equally likely in terms of selection then crossover will favour the non-deceptive channel and this will be manifest in the fact that one channel contributes positively to the effective fitness whereas the other contributes negatively. It has been hypothesized [13] that generically populations will evolve via non-deceptive channels. Further theoretical results for $k = 0, 2$ can be found in [11, 12].

4 Experimental Results

In this section we present experimental evidence for many of the statements and theoretical results we have presented. Given our desire to investigate the effects of crossover vis a vis its effect on schema length we considered a GA with $\mu = 0$ as mutation, being a local operator, can have no direct effect on schema length. We will first consider the case of a non-epistatic landscape — the well known counting ones, or unitation problem. We considered a population of 5000 8-bit strings, thus the maximum schema length is 8. We chose a large

population so as to be able to ignore finite size effects. Figures 1 and 2 are plots of $M(l)$ versus time where $M(l) \equiv (n_{opt}(l) - n_{opt}(8))/n_{opt}(8)$. Here, $n_{opt}(l)$ is the number of optimal 2-schemata of defining length l normalized by the total number of length l 2-schemata per string, i.e. $9 - l$. By optimal 2-schemata we mean schemata containing the global optimum 11. $n_{opt}(8)$ is the number of optimal 2-schemata of defining length 8. Figure 1 is with $p_c = 0$ and Figure 2 with $p_c = 1$. We show averages over 30 different runs. Without crossover there is essentially no preference for schemata of a given length. Adding in crossover leads to a remarkable change: Schemata prevalence is ordered monotonically with respect to length but with the larger schemata being favoured. This is in complete accord with the theoretical prediction of the previous section based on considerations of the evolution equation. We emphasize that this is purely an effect of the crossover operator and shows clearly that schema reconstruction is more important than schema destruction.

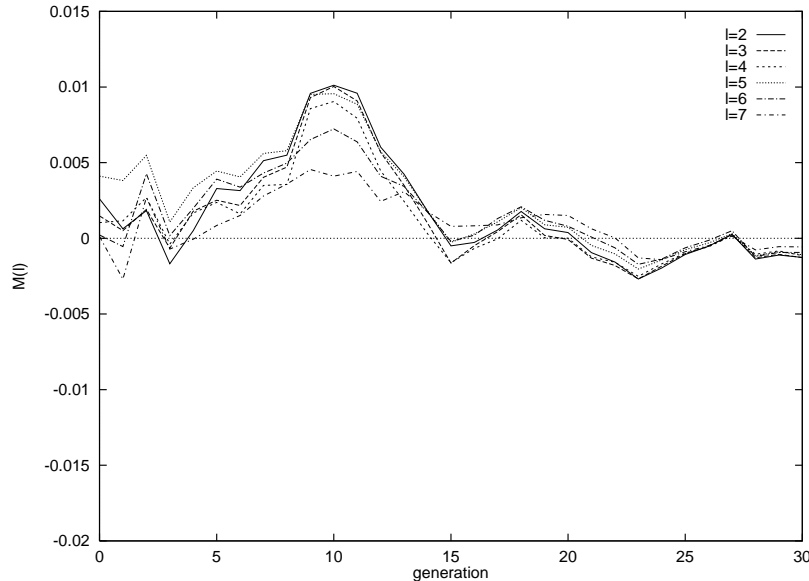


Figure 1: Graph of $M(l)$ versus t in the unitation model with $p_c = 0$.

This effect is measured nicely by the effective fitness function in Figures 3 and 4. What we in fact graph is $F(l) \equiv (f_{eff}(l) - f_{eff}(8))/f_{eff}(8)$, where $f_{eff}(l)$ is the effective fitness of optimal 2-schemata of size l and $f_{eff}(8)$ is the analogous quantity for optimal 2-schemata of size 8. Note that the effective fitness of larger schemata is greater than that of shorter ones for the first 6 or so generations, in fact significantly so given that the fluctuations in Figure 3 are of the order of 0.0005 whereas the relative effective fitness advantage of schemata of size 8 relative to size 2 is, from Figure 4, about 0.01, i.e. 20 times larger! As can be seen from (7) a positive selection coefficient is associated with a schema that is growing in number relative to another. After 6 generations the curves in Figure 2 start to converge again which coincides with the effective fitness now being larger for the smaller schemata. Roughly speaking one can think of the effective fitness as being a measure of the gradient of the curves in Figures 1 and 2. If one repeats the experiments for schemata of order 3 or higher one will once again find a preference for long, “non-local” schemata; non-local in the

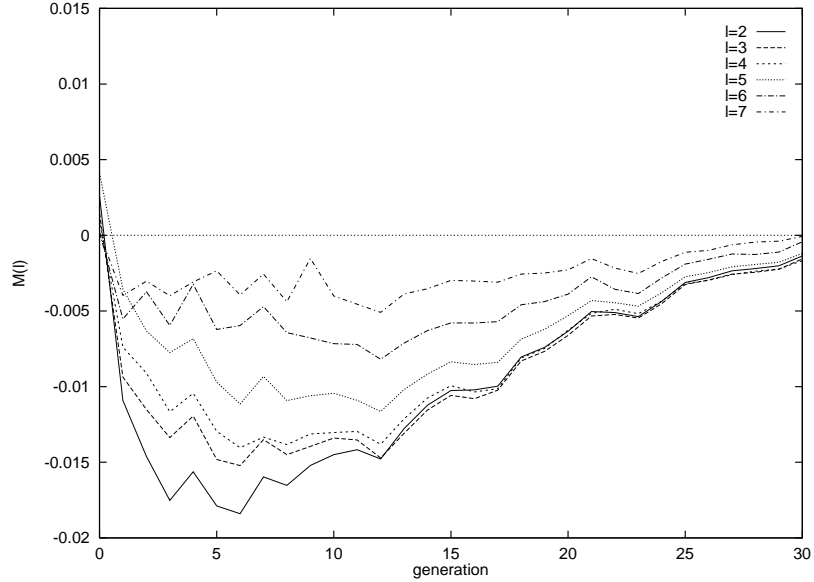


Figure 2: Graph of $M(l)$ versus t in unitation model with $p_c = 1$.

sense that there is no preference whatsoever for the three bits to be found together.

One might say that this is all fine and good but we have only shown what happens for non-epistatic landscapes. An important aspect of the counting ones landscape is not so much that it is non-epistatic as rather it is neutral in the absence of crossover, in that there is no preference in the landscape itself for schemata of a certain length. This means we can study directly the geometrical effect of crossover without having to worry about the complicating effects of selection. Having established generic properties of crossover we can then turn to various classes of fitness landscape to investigate the intricate relationship between the two operators. We will first introduce epistasis by considering what happens in the case of landscapes of the form

$$f(c_i) = \sum_j 1_j + \frac{\epsilon}{N^\pm} \sum_{jk \in C_i} l_{jk}^{\pm 1} \quad (14)$$

where the first sum is over all the 1s of the string c_i and the second is over all pairs of 1s, l_{jk} being the defining length of the schema with 1s at the points j and k . $N^\pm = \sum_{jk} l_{jk}^{\pm 1}$ is a normalization constant, being a sum over all optimal 2-schemata of the form 11 of the optimum string 11111111. ϵ simply controls the size of the length-dependent epistatic term relative to the counting ones term. Summing over the lengths of the schemata gives a landscape where there is a preference for long schemata. On the contrary, summing over the inverses of the lengths gives a landscape where there is a bias for short schemata. In the former case the epistasis can be thought of as giving rise to an effective repulsion between pairs of 1s and in the latter an effective attraction. In both cases the epistasis between string bits depends on their distance apart.

The results can be seen in Figures 5-8. In Figure 5 we see the effect of a bias for large schemata of magnitude $\epsilon = 0.3$ with $p_c = 0$. The graph is quite similar to that of Figure 2

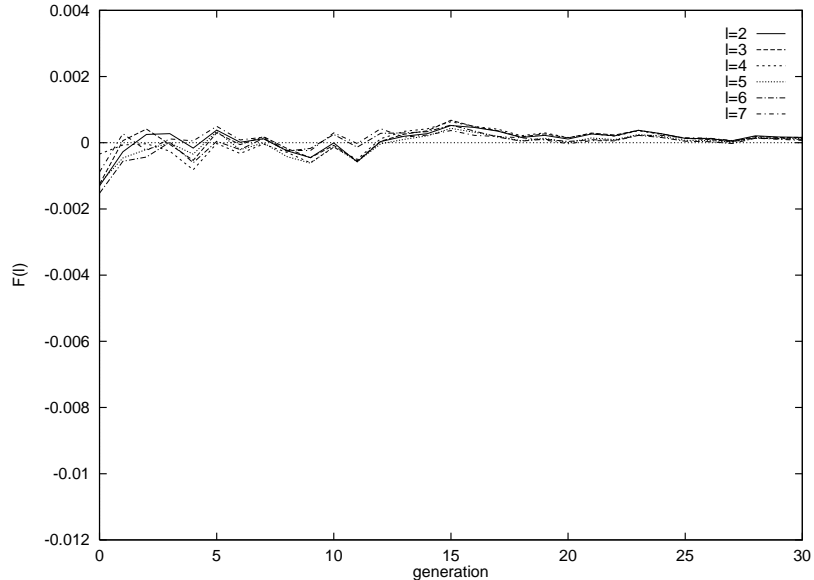


Figure 3: Graph of $F(l)$ versus t for unitation model with $p_c = 0$.

hence one can see that crossover leads to an effective bias for larger schemata that is similar in many respects to an effective repulsion between schema bits. In Figure 6 we see what happens when one includes a bias for small schemata of magnitude $\epsilon = 0.75$ with $p_c = 1$. Note that the effect of crossover is to completely annul the effect of the landscape bias. In Figures 7 and 8 we see the evolution of $F(l)$ in both cases. In Figures 9 and 10 we see what happens in a deceptive landscape. The landscape we chose was one where for each of the 28 different pairs of the 8-bit string we have two possible sets of conditions on the fitness of each pair: i) $f(11) = 3, f(01) = f(10) = 1, f(00) = 2$; and ii) $f(11) = 3, f(01) = f(10) = 2, f(00) = 1$. The first set clearly is deceptive, the second clearly not. As a function of the total number of deceptive pairs, n_d , we can vary how deceptive the total landscape is. For $n_d = 28$ the landscape is totally deceptive, whilst for $n_d = 0$ there is no deception. In Figure 10 we see the effects of crossover on a totally deceptive landscape. Note that the effect of crossover in this case is to increase the bias for short schemata due to the fact that schema destruction is more important than schema reconstruction.

5 Conclusions

In this paper we have analyzed the consequences of an exact evolution equation for GAs which applies, in a very natural way, directly to schemata thus allowing for a critical analysis of the Schema theorem and the Building Block hypothesis. We saw that the very structure of the equation, taking into account as it does schema reconstruction, contains a general form of the building block hypothesis; longer, higher order schemata being constructed from smaller, lower order schemata when schema reconstruction dominates. The ultimate building blocks were shown to be 1-schemata as they are immune to the effects of crossover.

We noted that a building block interpretation was natural in the case where schema recon-

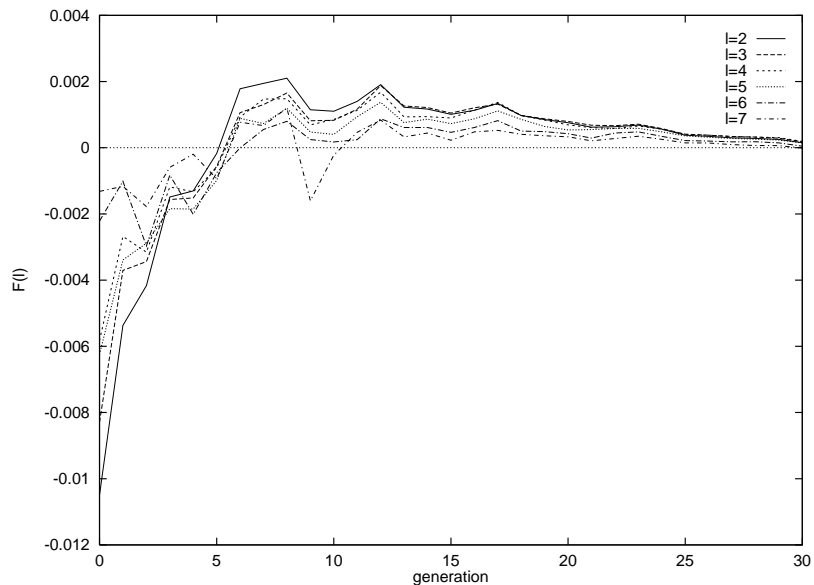


Figure 4: Graph of $F(l)$ versus t for unitation model with $p_c = 1$.

struction dominates, irrespective of whether the blocks were fit or not. In order to investigate under what conditions fit, small schemata were combined into fit, large schemata we found it useful to critically examine the concept of fitness. We used explicit examples to demonstrate that selective fitness and the corresponding fitness landscape were inadequate to intuitively understand GA evolution. We therefore introduced the notion of effective fitness, showing that it was a more relevant concept than pure selective fitness in governing the reproductive success of a schema. Based on this concept and the evolution equation we introduced a new schema theorem that showed that schemata of high effective fitness receive an exponentially increasing number of trials as a function of time. We also showed that generically there is no preference for short, low-order schemata. In fact, if schema reconstruction dominates the opposite is true. Only in deceptive problems does it seem that short schemata will be favoured, and then only in totally deceptive problems, as the system will tend to seek out the non-deceptive channels if they exist.

We performed various experiments to verify our theoretical results in both epistatic and non-epistatic landscapes. For non-epistatic landscapes we confirmed that there is indeed a preference for large schemata. In fact we showed that schema prevalence is a monotonically increasing function of schema defining length. In a class of epistatic landscapes designed to give an effective repulsion or attraction between pairs of bits we showed that crossover in its action was analogous to a bit-bit repulsion, thus favouring long schemata. For a model deceptive landscape we showed that in the case of total deception contrary to all the previous cases, and as predicted on theoretical grounds, short schemata were favoured.

It would naturally be very interesting to see if other exact results besides Geiringer's theorem follow very simply from the evolution equation. A pressing matter is the search for approximation schemes within which the equations can be solved, as for a general landscape

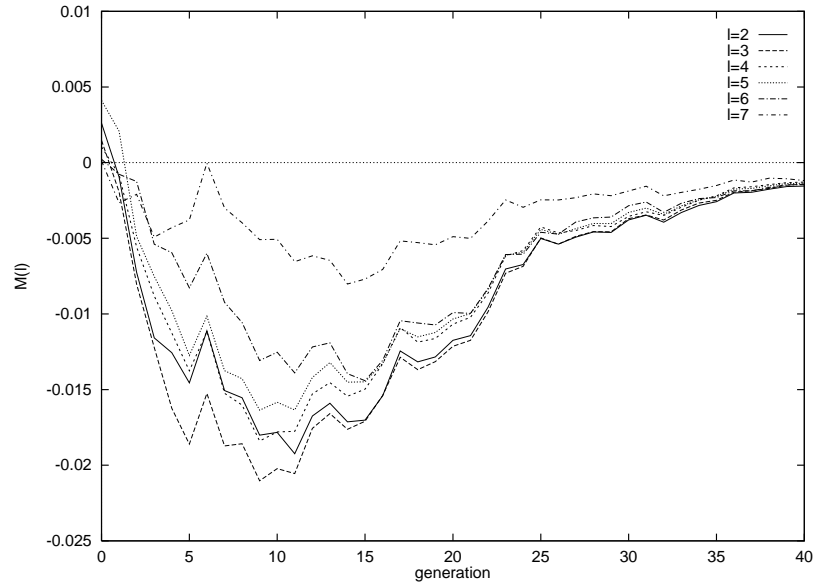


Figure 5: Graph of $M(l)$ versus t for biased model with bit-bit repulsion with $\epsilon = 0.3$, $p_c = 0$.

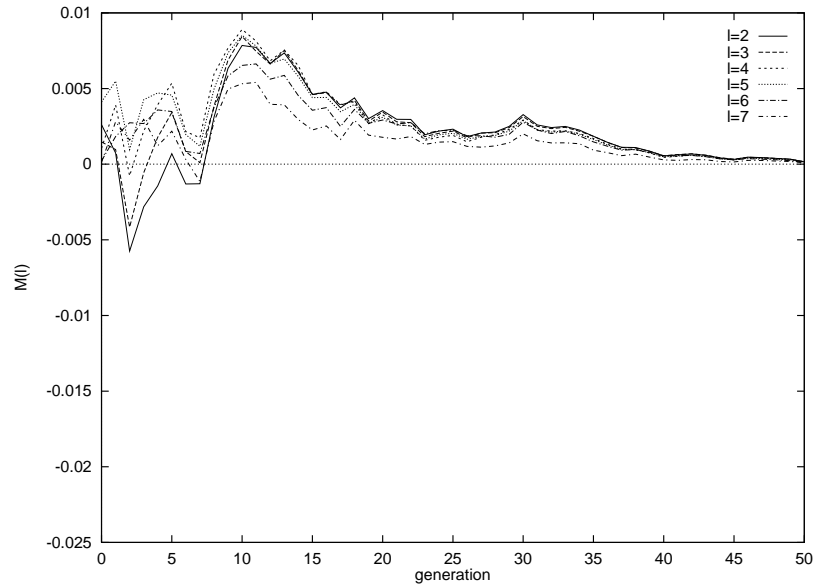


Figure 6: Graph of $M(l)$ versus t for biased model with bit-bit attraction with $\epsilon = 0.75$, $p_c = 1$.

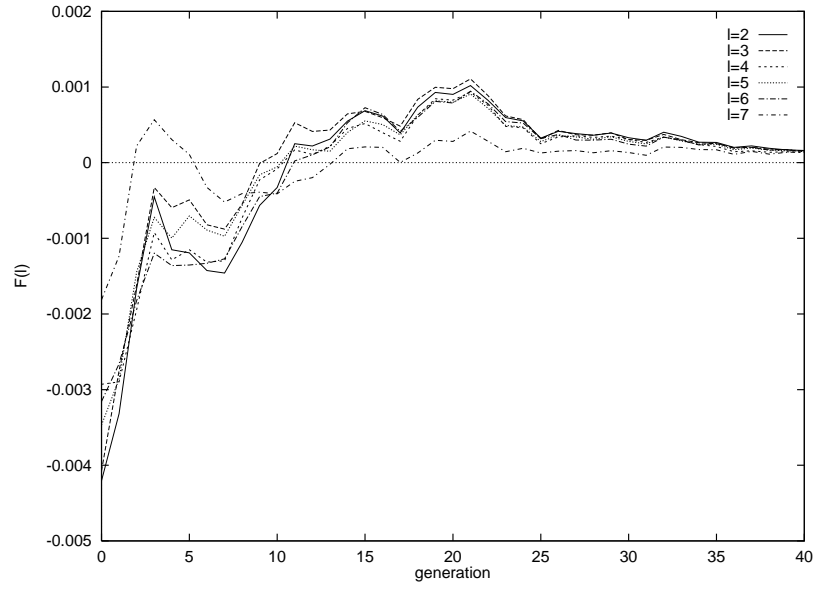


Figure 7: Graph of $F(t)$ versus t for biased model of Figure 5.

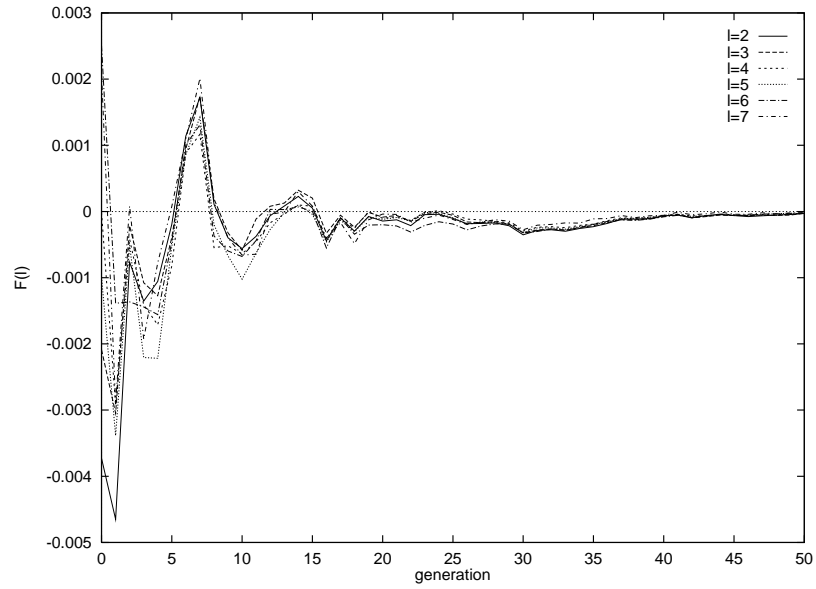


Figure 8: Graph of $F(t)$ versus t for biased model of Figure 6.

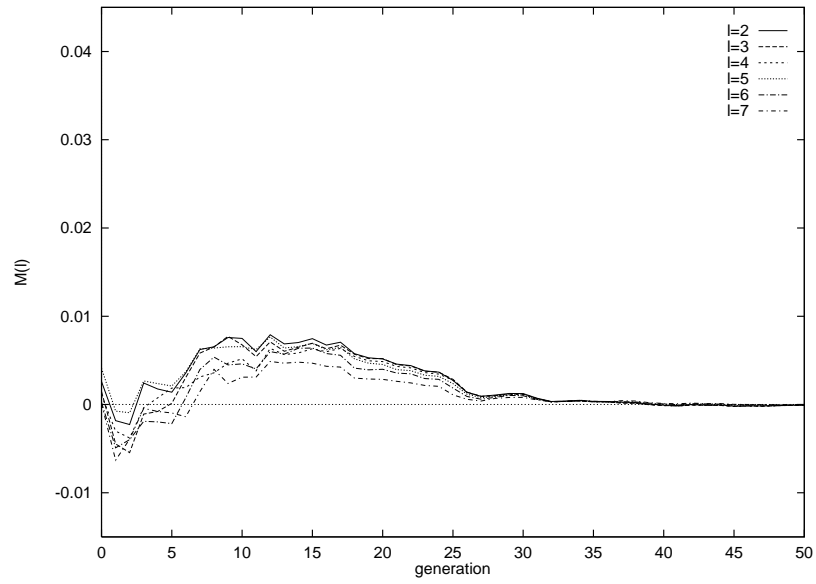


Figure 9: Graph of $M(t)$ versus t in the fully deceptive model with $p_c = 0$.

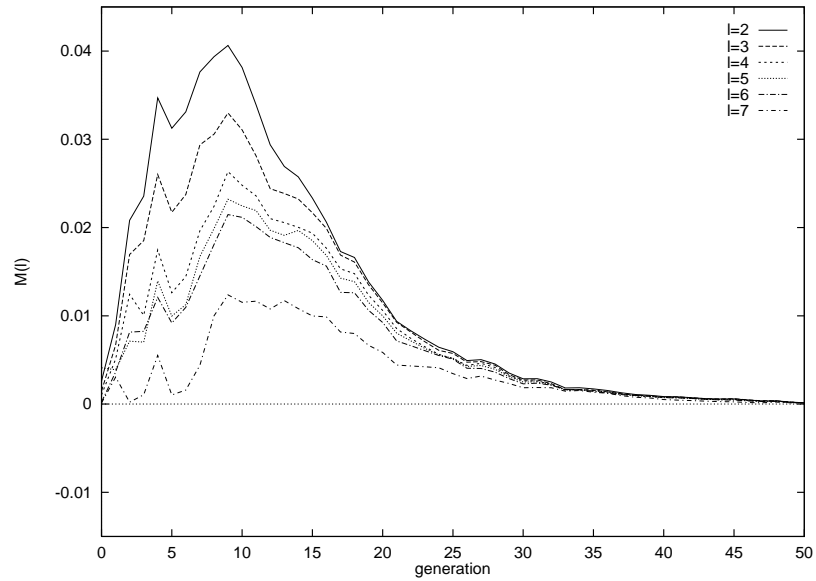


Figure 10: Graph of $M(t)$ versus t in the fully deceptive model with $p_c = 1$.

an exact solution will be impossible. In this respect techniques familiar from statistical mechanics, such as the renormalization group might well prove very useful. Of course, much more experimental analysis is needed on a wider set of test landscapes. In particular it will be of interest to test the hypothesis that GAs will seek out non-deceptive trajectories if possible.

Acknowledgements

This work was partially supported through DGAPA-UNAM grant number IN105197. CRS is grateful to an anonymous referee for bringing the work of Lee Altenberg to his attention and to Adam Prügghel-Bennett for useful comments on the manuscript.

References

- [1] Altenberg, L. (1995) “The Schema Theorem and Price’s Theorem”, *Foundations of Genetic Algorithms 3*, ed.s D. Whitley and M. Vose, 23-49 (Morgan Kaufmann, San Mateo).
- [2] Bridges, C.L. and Goldberg, D.E. (1987) “An Analysis of Reproduction and Crossover in a Binary-encoded Genetic Algorithm”, *Genetic Algorithms and their Applications*, ed. John J. Grefenstette, 9-14 (Lawrence Erlbaum Publishers, Hillsdale NJ) 9-14.
- [3] Eigen, M. (1971) *Naturwissenschaften* **58**, 465.
- [4] Forrest, S. and Mitchell, M. (1993) “Relative Building Block Fitness and the Building Block Hypothesis”, *Foundations of Genetic Algorithms 2*, ed. D. Whitley, 109-126 (Morgan Kaufmann, San Mateo).
- [5] Geiringer, H. (1944) “On the Probability Theory of Linkage in Mendelian Heredity”, *Annals of Mathematical Statistics* **15**, 25.
- [6] Goldberg, D.E. (1987) “Simple Genetic Algorithms and the Minimal Deceptive Problem”, *Genetic Algorithms and Simulated Annealing*, ed. L. Davis, 74-88 (Pitman, London).
- [7] Goldberg, D.E. (1989) *Genetic Algorithms in search, optimization and machine learning*, (Addison Wesley, Reading, MA).
- [8] Holland, J.H. (1975) *Adaptation in natural and artificial systems*, (MIT Press, Cambridge, MA).
- [9] Karlin, S. and Liberman, U. (1979) “Central Equilibria in Multilocus Systems I: Generalized Nonepistatic Selection Regimes”, *Genetics* **91**, 777-798.
- [10] Leutheusser, I. (1986) *J. Chem. Phys.* **84**, 1884.
- [11] Stephens, C.R. and Waelbroeck, H. (1997) “Effective Degrees of Freedom in Genetic Algorithms and the Block Hypothesis”, *Proceedings of the Seventh International Conference on Genetic Algorithms*, ed. T. Bäck, 34 (Morgan Kaufmann, San Mateo).

- [12] Stephens, C.R. and Waelbroeck, H. (1998) "Analysis of the Effective Degrees of Freedom in Genetic Algorithms", *Phys. Rev.* **D57** 3251.
- [13] Stephens, C.R. and Waelbroeck, H. (1998) "Schemata Evolution and Building Blocks", *Evol. Comp.* to be published.
- [14] Vose, M.D. and Liepins, G. (1991) "Punctuated Equilibria in Genetic Search", *Complex Systems* **5**, 31.
- [15] A. Nix and M.D. Vose, *Annals of Mathematics and Artificial Intelligence* **5**, 79 (1992).
- [16] Juliany, J. and Vose, M.D. (1994) "The Genetic Algorithm Fractal", *Evolutionary Computation* **2(2)**, 165-180.
- [17] Whitley, D. (1992) "Deception, Dominance and Implicit Parallelism in Genetic Search", *Annals of Mathematics and Artificial Intelligence* **5**, 49-78.