

Long transients and cluster size in globally coupled maps

GUILLERMO ABRAMSON(*)

*Consejo Nacional de Investigaciones Científicas y Técnicas, Centro Atómico Bariloche,
8400 S.C. de Bariloche, Argentina*

PACS. 05.45.-a – Nonlinear dynamics and nonlinear dynamical systems..

PACS. 05.45.Xt – Synchronization; coupled oscillators..

Abstract. – We analyze the asymptotic states in the partially ordered phase of a system of globally coupled logistic maps. We confirm that, regardless of initial conditions, these states consist of a few clusters, and they properly belong in the ordered phase of these systems. The transient times necessary to reach the asymptotic states can be very long, especially very near the transition line separating the ordered and the coherent phases. We find that, where two clusters form, the distribution of their sizes corresponds to windows of regular or narrow-band chaotic behavior in the bifurcation diagram of a system of two degrees of freedom that describes the motion of two clusters, where the size of one cluster acts as a bifurcation parameter.

Systems formed by globally coupled logistic maps [1–3] are a paradigm of the rich phenomenology arising when opposing tendencies compete: the nonlinear dynamics of the maps, which in the chaotic regime tends to separate the orbits of different elements, and the coupling, that tends to synchronize them. The synchronization of dynamical elements from an undifferentiated state makes these systems particularly interesting in many interdisciplinary applications, such as network of optical elements, networks of Josephson junctions, ecological systems and social behavior [4–6].

The equations describing the evolution of a system with N globally coupled elements are:

$$x_i(t+1) = (1 - \epsilon)f[x_i(t)] + \frac{\epsilon}{N} \sum_j f[x_j(t)] \quad (1)$$

where $f[x] = rx(1-x)$ is the standard logistic map, and ϵ is a global coupling parameter. Different phases characterize the behavior of the system in the space spanned by r and ϵ . The usual nomenclature for these phases is based in the one introduced by Kaneko [2]. For large r and small ϵ the behavior is chaotic in space and time (“turbulent”). For ϵ large enough there is a synchronized state with all the elements evolving in the same trajectory (“coherent” phase). In intermediate regions a number of phases can be found where the systems collapses in clusters of synchronized motion. Each cluster behaves as a single element, an effective reduction of the number of degrees of freedom taking place. Two kinds of these “ordered” phases have been recognized, according to the structure of the basins of attraction of the system. If almost all initial conditions are attracted to states with a few clusters, the phase is

(*) E-mail: abramson@cab.cnea.gov.ar

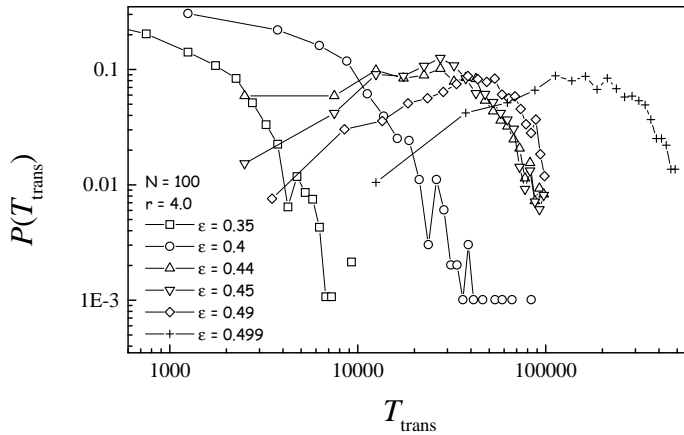


Fig. 1 – Distribution of transient time for systems with different values of the coupling parameter.

“ordered.” If attractors with a few clusters coexists with many-cluster attractors, the phase is termed “partially ordered” or “glassy.” These have been observed in the transition regions between the turbulent and the ordered phase (type I), and between the ordered phase and the coherent phase (type II). We have studied this last region (typically at $r = 4$ and $\epsilon = 0.3$ to 0.5) observing that the asymptotic state of the system consists of a few clusters (typically only two) regardless of initial conditions. The “partially ordered” phase comes out to be a transient phenomenon.

The transient time needed to reach this asymptotic state can be extremely long, and this may be the reason why this region of parameter space had been incorrectly classified as glassy. This has been observed by Manrubia and Mikhailov in a recent paper [7]. Some years ago, also Xie and Cerdeira [8] observed that there is a transition from the one cluster coherent state to a two clusters state at $r = 4$, $\epsilon = 0.5$, without stressing that this was in contrast to the *glassy* phase believed to exist in this region of parameter space. We have confirmed both these observations. In fig. 1 we show the distribution of the time needed to reach a state of two clusters, calculated from several thousand initial conditions, in a system with 100 elements. When the coupling approaches the value $\epsilon = 0.5$, the distribution moves to longer times, and a maximum appears. At $\epsilon > 0.5$ the coherent state is reached in a few time steps.

The two clusters that form asymptotically are not always of the same size. Different initial conditions are attracted to unequal clusters. The distribution of the size of one of the clusters is shown in fig. 2. We plot $P(n_1)$, where $n_1 = N_1/N$ is the size of the biggest of the two clusters relative to the system size N . Five curves are shown with different symbols, corresponding to different values of the coupling, ranging from $\epsilon = 0.4$ to $\epsilon \lesssim 0.5$. It can be seen that the size distribution depends strongly on the value of the coupling. The case with $\epsilon = 0.35$ is not shown in the figure for clarity, but it is worthwhile to observe that in such a case most of the states have equally sized clusters, with $n_1 \approx 0.5$; there is also a smaller peak at $n_1 \approx 0.85$. For $\epsilon = 0.4$, the peak at $n_1 \approx 0.5$ is drastically reduced and most of the states contain a cluster of size $n_1 \approx 0.85$. At still greater values of ϵ this peak also disappears. Meanwhile, a well defined peak appears in the distribution at $n_1 \approx 0.55$. This, in turn, disappears for $\epsilon \approx 0.5$.

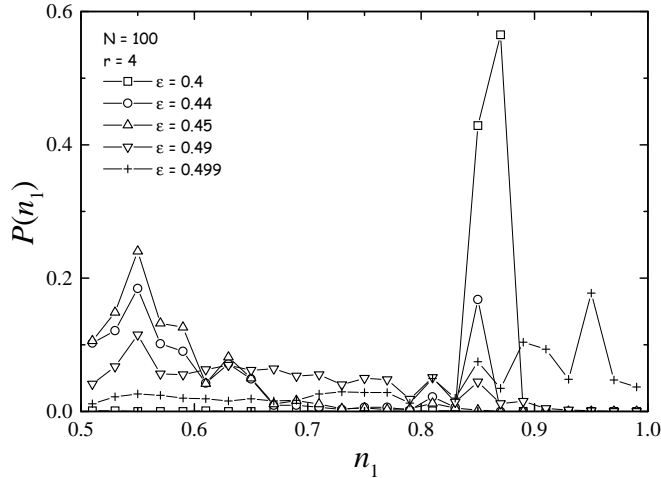


Fig. 2 – Distribution of cluster size for systems with different values of the coupling parameter.

We can also analyze the type of trajectory followed by each cluster in the asymptotic state. For example, at $\epsilon = 0.35$ the two clusters are of the same size, as mentioned before. Each one of them is almost always engaged into a period-2 orbit. Occasionally, one of the clusters is found in a chaotic regime with three narrow bands (similar to a period-3). These phenomena turns our attention to the system of two degrees of freedom corresponding to the asymptotic state of the full system. After collapsing in two clusters, the system can be described as (see [8], eq. (7)):

$$\begin{aligned} x_1(t+1) &= (1-\epsilon)f(x_1) + \epsilon n_1 f(x_1) + \epsilon(1-n_1)f(x_2) \\ x_2(t+1) &= (1-\epsilon)f(x_2) + \epsilon n_1 f(x_1) + \epsilon(1-n_1)f(x_2), \end{aligned} \quad (2)$$

where each coordinate describes the motion of one of the clusters. For fixed values of ϵ and r , we can consider the cluster size n_1 as a bifurcation parameter of the system (2). In fig. 3 we show the bifurcation diagram of this system, x_1 vs n_1 , for $\epsilon = 0.35, r = 4.0$.

A wide period-2 window is apparent in fig. 3 around $n_1 = 0.5$. Two narrower windows can be found at cluster sizes $n_1 \approx 0.82$ and $n_1 \approx 0.18$. In these, the existence of three bands can be observed—see fig. 4 for an expanded view. Another, very narrow window (it cannot be seen in the figure at the current scale) is present near $n_1 = 0.65$. It is a period-15, effectively observed in a few realizations of the full system. For a finite system only some of these states are accessible, since N_1 must be an integer.

For different values of ϵ the structure of the bifurcation diagram is different. The windows of regular behavior are progressively narrower at increasing coupling. At $\epsilon = 0.5$ no more windows of regular motion are found, the ordered phase finishes, and the coherent phase starts. We have found that the two-clusters state always corresponds to the windows of more regular behavior. Wide windows are represented by high peaks in the distribution of cluster size, and narrow windows by small peaks. The precise relationship between both magnitudes is very difficult to establish. It is clear, of course, that the mere existence of these windows in the two-degrees of freedom system does not guarantee that the corresponding states are an attractor of the system *before* it collapses in a two clusters state. Nevertheless, knowing the

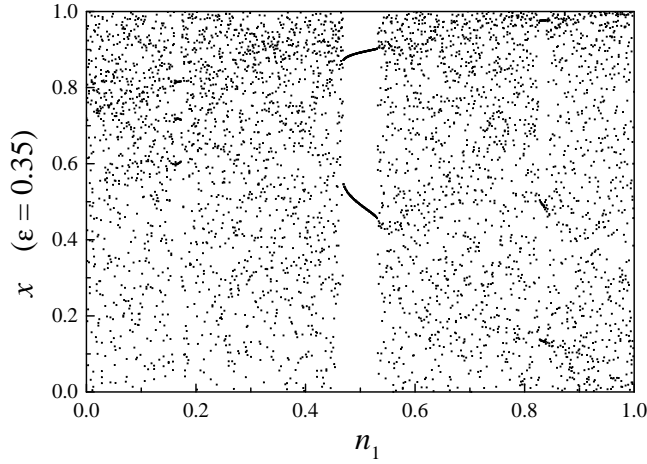


Fig. 3 – Bifurcation diagram of one element in a system of two elements [eq. (2)] representing two clusters of the complete system. The cluster size acts as bifurcation parameter. The other parameters are $\epsilon = 0.35$, $r = 4.0$.

final states in some particular cases we can analyze some properties of the collapsed system. For example, when the final state of the two clusters is a period-2 of states x_1 and x_2 , the map is described by the transformation:

$$\begin{aligned} G_1(x_1, x_2) &= F_1[F_1(x_1, x_2), F_2(x_1, x_2)] \\ G_2(x_1, x_2) &= F_2[F_1(x_1, x_2), F_2(x_1, x_2)] \end{aligned} \quad (3)$$

where

$$F_1(x, y) = [1 - \epsilon(1 - n_1)]f(x) + \epsilon(1 - n_1)f(y) \quad (4)$$

$$F_2(x, y) = \epsilon n_1 f(x) + (1 - \epsilon n_1)f(y). \quad (5)$$

Now we can analyze the eigenvalues q_i of the Jacobian matrix:

$$J = \begin{pmatrix} \frac{\partial G_1}{\partial x_1} & \frac{\partial G_1}{\partial x_2} \\ \frac{\partial G_2}{\partial x_1} & \frac{\partial G_2}{\partial x_2} \end{pmatrix} \quad (6)$$

as functions of the cluster size n_1 . A typical case is shown in fig. 5. Here we have used a system with 1000 elements, at $r = 4$ and $\epsilon = 0.35$, and waited until it collapses into a two-cluster attractor. Its orbit was then used in the analysis of the Jacobian matrix. In fig. 5 we can see a range of cluster sizes where the modulus of both eigenvalues is lower than one, as required by the stability criterion. Within this range, both eigenvalues attain a minimum near the cluster size corresponding to the actual partition of the full system ($n_1 = 0.53$). The strength of the stability seems to favor the actually realized partition, since the asymptotic states can be found near the most stable ones. It has to be stressed that the period-2 could—in principle—be found as a fixed point of the map (3), from which the cluster size could be predicted. However, this approach has proven to be very difficult to treat analytically.

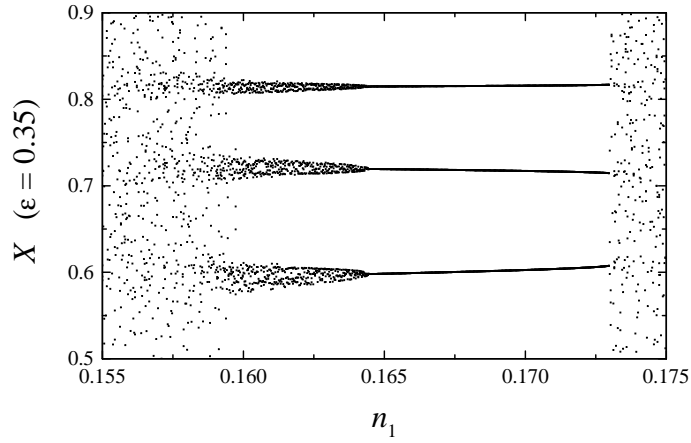


Fig. 4 – A detailed view of fig 3, showing the second widest window, with a period-3 and three chaotic bands.

To summarize, the numerical analysis presented here confirms that the partially ordered phase of type II of globally coupled logistic maps has very long transients. After these transients, an asymptotical state of only two clusters is typically attained. The system of two clusters can be analyzed by means of a bifurcation diagram where the cluster size acts as a bifurcation parameter. The bifurcations suggest that the asymptotic cluster distribution

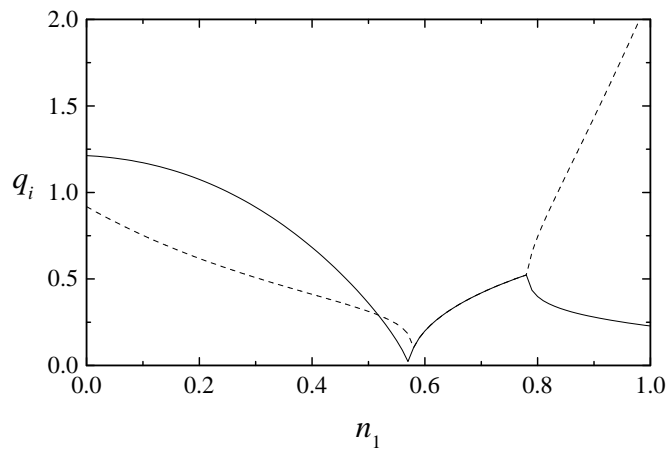


Fig. 5 – Absolute value of the eigenvalues of the transformation of the two degrees of freedom system. The eigenvalues are evaluated on the period-2 asymptotic states attained by a realization of the full system ($N = 1000$, $r = 4$ and $\epsilon = 0.35$) that collapses in two clusters with $n_1 = 0.53$.

corresponds to the windows of regular or narrow-band motion of the system of two clusters. This is backed up by the fact that the eigenvalues of the Jacobian of the collapsed system, analyzed on numerically realized orbits, show a minimum near the corresponding cluster size.

* * *

The author acknowledges fruitful discussions with D. H. Zanette, and thanks H. A. Cerdeira for comments on the manuscript.

REFERENCES

- [1] KANEKO K., *Phys. Rev. Lett.*, **63** (1989) 219.
- [2] KANEKO K., *Physica D*, **41** (1990) 38.
- [3] CHATÉ H. and MANNEVILLE P., *Europhys. Lett.*, **17** (1992) 291.
- [4] PEREZ G., PANDO-LAMBRUSCHINI C., SINHA S. and CERDEIRA H. A., *Phys. Rev. A*, **45** (1992) 5469.
- [5] DOMÍNGUEZ, D. and CERDEIRA, H.A., *Phys. Rev. Lett.*, **71** (3359) 1993.
- [6] HEAGY J., CARROLL T. and PECORA L., *Phys. Rev. E*, **50** (1994) 1874.
- [7] MANRUBIA S. C. and MIKHAILOV A. S., *Europhys. Lett.*, **50** (2000) 580.
- [8] XIE F. and CERDEIRA H. A., *Phys. Rev. E*, **54** (1996) 3235.