

Lyapunov exponent for a gas of soft scatterers

P.V. Elyutin*

Department of Physics, Moscow State University, Moscow 119992, Russia

(Dated: November 11, 2018)

For a fast particle moving within a two-dimensional array of soft scatterers - centers of weak and short-range potential - the dependence of the Lyapunov exponent on the system parameters is studied. The use of the linearized equations for variations of the propagation angles and impact parameters of consequent collisions reduces the problem to that of calculation of the Lyapunov exponent of an ensemble of strongly correlated random matrices with given statistics of matrix elements. In the simplest approximation this Lyapunov exponent is proportional to the interaction strength and inversely proportional to the square root of the interaction range. The model satisfactorily describes the intensity of chaos in a system of two weakly interacting particles moving in a two-dimensional regular confining potential.

PACS numbers: 05.45.-a, 05.45.Pq, 51.10+y

1. The chaoticity of motion of the gas of hard scatterers - rigid spheres - was established by N.S. Krylov in 1943, twenty years before the foundation of the paradigm of the modern nonlinear dynamics [1]. He obtained the estimate of the Lyapunov exponent σ that in two-dimensional case has the form

$$\sigma \sim nav \ln \frac{1}{a\sqrt{n}}, \quad (1)$$

where n is the concentration of scatterers, a is the sphere (disk) radius, v is some averaged velocity of the particle and the condition $a\sqrt{n} \ll 1$ is fulfilled. This result was refined in the following studies of the model of Lorentz gas of rigid spheres [2, 3] and confirmed numerically [4].

More realistic case of soft scatterers, in which the interaction between the particles smoothly depends on the interparticle distance, is much less clear. The result for this model derived by Barnett *et al.* [5] later was found to be in qualitative disagreement with data of numerical experiments [6]. Recently the case of soft scatterers has been approached by Kimball [7], but the additional superimposed restrictions has led this author just to rederivation of the Krylov estimate Eq. (1).

In this letter we study the dependence of the Lyapunov exponent on parameters of a system of soft scatterers.

2. We shall use the model of the Lorentz gas - a particle of mass m moving with velocity v within a two-dimensional array of fixed potential centers located at the random points \mathbf{R}_j with concentration n . The potential energy of the particle at a point \mathbf{r} is

$$V_{\Sigma}(\mathbf{r}) = \sum_j V(|\mathbf{r} - \mathbf{R}_j|), \quad (2)$$

where the potential of each center will be taken in the form $V(r) = V_0 f(\alpha r)$ with the function $f(z)$ that rapidly (e.g. exponentially) decreases with increase of z . In the

following parameters V_0 and α will be called the interaction strength and the inverse interaction range respectively.

First, we confine ourselves to the case of low density, when the average distance between scattering centers $L \sim n^{-1/2}$ is much larger than the interaction range: $L\alpha \gg 1$. Then we can treat the motion of a particle as a sequence of collisions with separate centers. The collision with the i -th center is characterized by the propagation angle ϕ_i before the collision and the impact parameter of the collision ρ_i .

Next, we assume that the velocity v of the moving particle is high enough to justify the use of the small-angle approximation, in which the deflection angle θ for a collision is given by the expression [8]

$$\theta = -\frac{2\rho}{mv^2} \int_{\rho}^{\infty} \frac{dV}{dr} \frac{dr}{\sqrt{r^2 - \rho^2}} = \frac{V_0}{mv^2} \Psi(\alpha\rho). \quad (3)$$

The linear transformation that relates consequent values of small variations of the propagation angle and the impact parameter of the following collision can be written (see [7]) as

$$\begin{Bmatrix} \delta\phi_{i+1} \\ \delta\rho_{i+1} \end{Bmatrix} = \hat{M}_i \begin{Bmatrix} \delta\phi_i \\ \delta\rho_i \end{Bmatrix}, \quad (4)$$

where \hat{M}_i is the stability matrix for the i -th collision:

$$\hat{M}_i = \frac{\partial(\phi_{i+1}, \rho_{i+1})}{\partial(\phi_i, \rho_i)}. \quad (5)$$

The form of stability matrix \hat{M}_i depends essentially on position of consequent scattering centers relatively to the particle trajectory. This trajectory separates the plane in two domains; for convenience we shall refer to them as to regions above and below the trajectory. Then we have four different cases: 1) both scatterers are above the trajectory; 2) the first is above, the second is below; 3) the first is below, the second is above and 4) both scatterers are below the trajectory. For these cases we

*Electronic address: pve@shg.phys.msu.su

have respectively

$$\begin{aligned} \hat{M}_i^{(1)} &= \begin{vmatrix} 1 & \xi_i \\ -\eta_i & 1 - \xi_i \eta_i \end{vmatrix}, & \hat{M}_i^{(2)} &= \begin{vmatrix} 1 & \xi_i \\ \eta_i & -1 + \xi_i \eta_i \end{vmatrix}, \\ \hat{M}_i^{(3)} &= \begin{vmatrix} 1 & -\xi_i \\ \eta_i & -1 - \xi_i \eta_i \end{vmatrix}, & \hat{M}_i^{(4)} &= \begin{vmatrix} 1 & -\xi_i \\ -\eta_i & 1 + \xi_i \eta_i \end{vmatrix}, \end{aligned} \quad (6)$$

where ξ_i is the derivative of the deflection angle on the impact parameter for the i -th collision,

$$\xi_i = \left. \frac{\partial \theta}{\partial \rho} \right|_{\rho=\rho_i} = \frac{V_0}{mv^2} \alpha \left. \frac{d\Psi}{dz} \right|_{\rho=\rho_i}, \quad (7)$$

and η_i is the distance between the i -th and the $(i+1)$ -th scattering centers.

The distributions of variables ξ_i and η_i can be characterized by their first moments, the mean values $\tilde{\xi}_1 = \langle \xi \rangle$, $\tilde{\eta}_1 = \langle \eta \rangle$ and the fluctuations (standard deviations) $\tilde{\xi}_2 = \langle (\xi - \tilde{\xi}_1)^2 \rangle^{1/2}$, $\tilde{\eta}_2 = \langle (\eta - \tilde{\eta}_1)^2 \rangle^{1/2}$. The moments of ξ can be calculated from the distribution of the impact parameters of collisions $w(\rho)$. Since this distribution has a characteristic length about the average distance L between the scatterers, for $L \gg \alpha^{-1}$ we can replace this distribution by a constant, $w(\rho) \rightarrow w(0) \sim L^{-1}$, that yields

$$\tilde{\xi}_1 = 0, \quad \tilde{\xi}_2 = c_1 \frac{|V_0|}{mv^2} \sqrt{\frac{\alpha}{L}}, \quad (8)$$

where c_1 is a numerical constant of order unity that depends on the exact form of the interaction potential. The distribution of quantities η_i does not depend on the interaction parameters. Its moments have values $\tilde{\eta}_1 = c_2 L$ and $\tilde{\eta}_2 = c_3 L$ where c_2 and c_3 are numerical constants of order unity that could be found by means of statistical geometry. From the dimensionality considerations it follows that the dimensionless Lyapunov exponent "per collision" can depend only on dimensionless combinations $X = \tilde{\xi}_2 \tilde{\eta}_1$ and $Y = \tilde{\xi}_2 \tilde{\eta}_2$.

Although one can assume the values of ξ_i and η_i to be non-correlated, the sequence of types of matrices \hat{M}_i is correlated strongly: all matrices have equal probabilities $p = 1/4$, but after any given one only the matrices of two types can follow with probabilities $p = 1/2$. These correlations preclude the use of the standard analytical methods of calculation the Lyapunov exponent through the small disorder expansion [9]. We note in passing that for the ensemble of matrices only of the type $\hat{M}^{(1)}$ or only of the type $\hat{M}^{(4)}$ with identical $\eta_i \equiv \tilde{\eta}_1$ ($\tilde{\eta}_2 \equiv 0$) an analytical expression for the Lyapunov exponent $\sigma = 0.289X^{2/3}$ has been found in the context of the theory of one-dimensional Anderson localization [9].

Function $\sigma(X, Y)$ has been determined by numerical experiments. The sequence of positions of scattering centers and values of ξ_i (with gaussian distribution) and η_i (with the Poisson distribution) were created by random number generators. Then the Lyapunov exponent has

been calculated for a product of 10^5 matrices. Comparison of different runs shows that this volume of computation gives the values of σ with an error $\Delta\sigma \lesssim 5 \cdot 10^{-4}$. The data found with different parameters (see Fig. 1) are accurately fit by the simple linear function

$$\sigma = 0.31X. \quad (9)$$

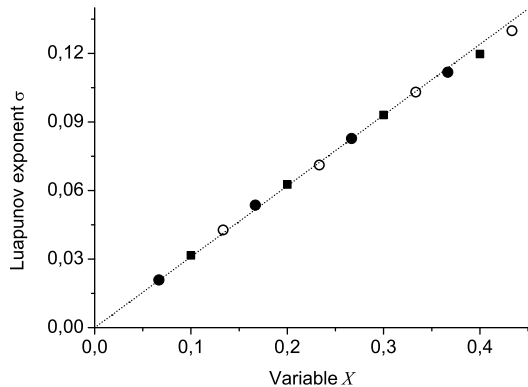


FIG. 1: Dependence of the Lyapunov exponent σ of the sequence of random matrices $\hat{M}_i^{(j)}$ given by Eq. (6) on the variable $X = \tilde{\xi}_2 \tilde{\eta}_1$ for different values of $\tilde{\eta}_1$: squares for $\tilde{\eta}_1 = 1$, filled circles for $\tilde{\eta}_1 = 2$, open circles for $\tilde{\eta}_1 = 3$. The line shows the dependence given by Eq. (9).

Now from Eqs. (8) and (9), taking into account the average time interval between collisions $\Theta \approx L/v$, we obtain for the Lyapunov exponent of a particle moving within a two-dimensional array of soft scatterers the expression

$$\sigma = c \frac{|V_0|}{mv} \alpha^{1/2} n^{1/4}, \quad (10)$$

where c is a numerical constant. This formula presents the main result of the paper. The comparison of Eq. (10) with the Krylov formula Eq. (1) shows the qualitatively opposite dependence on the velocity v and on the interaction range $a \sim \alpha^{-1}$ and quantitatively different dependence on the concentration n .

3. To check the expression Eq. (10) we consider a system of two identical particles moving in a confining potential $U(x, y)$. If the motion of a single particle in this potential is regular, then chaos in two-particle system can originate only from interaction. If the size Λ of the domain of the configuration space available to particles is much larger than the interaction range, $\Lambda\alpha \gg 1$, then we can treat the process of interaction as a series of collisions. In this case we expect that the Lyapunov exponent will be given by the expression Eq. (10) appropriately averaged over the distribution of relative velocities of colliding particles. After this averaging the dependence $\sigma \propto |V_0| \sqrt{\alpha}$ must still hold.

We checked this dependence by a numerical experiment. The confining potential was taken in the form

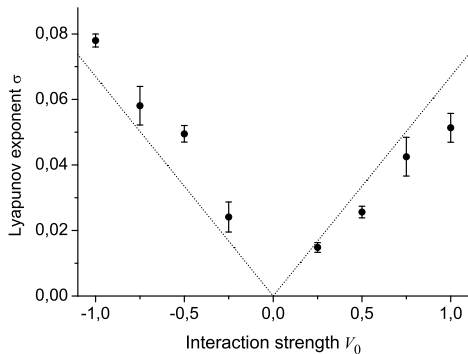


FIG. 2: Dependence of the Lyapunov exponent σ of a two-particle system in a regular confining potential on the interaction strength V_0 for the total energy $E = 40$ and the inverse interaction range $\alpha = 1$. The line shows the fitted function $\sigma = 0.067|V_0|$.

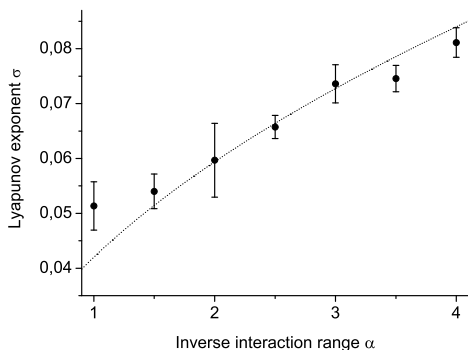


FIG. 3: Dependence of the Lyapunov exponent σ of a two-particle system in a regular confining potential on the inverse interaction range α for the total energy $E = 40$ and the interaction strength $V_0 = 1$. The line shows the fitted function $\sigma = 0.042\sqrt{\alpha}$.

$U(x, y) = K(x^4 + y^4)$. The regular character of motion of a single particle in this potential is secured by the existence of two integrals of motion, namely $I_x = m\dot{x}^2/2 + Kx^4$ and $I_y = m\dot{y}^2/2 + Ky^4$. The interaction potential was chosen in the form $V(r) = V_0 \cosh^{-1} \alpha r$. We have used the dimensionless units based on the choice of scales $m = 1$, $K = 1/4$ and the total energy of the system $E = 40$. The dependences of the Lyapunov exponent on the interaction strength V_0 and on the inverse interaction range α are shown in Figs. 2 and 3.

The accuracy $\bar{\delta}$ of agreement between the theory and numerical calculations for the dependence $\sigma(\alpha)$ is about 6%, that is quite satisfactory. However for the dependence $\sigma(V_0)$ it is much larger, $\bar{\delta} = 25\%$, and some explanation is appropriate. It may be observed that Fig. 2 demonstrates a persistent asymmetry: numerical values of σ for the attraction ($V_0 < 0$) happen to be larger (on the average by a factor about 1.6) than those for the repulsion ($V_0 > 0$) with the same $|V_0|$. In our theory the symmetry in sign of V_0 comes as a direct consequence of the small-angle approximation Eq. (3). From Eq. (10) one can infer importance of collisions with small relative velocities v , for which the small-angle approximation fails. It should be noted that arguments for the asymmetry of the observed type were given by Kimball [7] for the case of strong scattering.

In conclusion we note that the model studied in this section can serve as a classical counterpart to quantum models of two-electron (or electron-hole) systems confined in quantum dots, that has attracted much attention lately [10, 11, 12].

4. The author is grateful to Dr. Shan Jie (Case Western Reserve University) and to Dr. E.A. Ostrovskaya (Australian National University) for useful discussions and informational assistance. Author acknowledges the support by the "Russian Scientific Schools" program (grant # NSH - 1909.2003.2).

-
- [1] N.S. Krylov. *Works on the Foundations of Statistical Physics* (Academy of Sciences of the USSR Publishing House, 1950) [in Russian]
- [2] H. van Beijeren and J. R. Dorfman, Phys. Rev. Lett. **74**, 4412 (1995)
- [3] H. van Beijeren, A. Latz, and J. R. Dorfman, Phys. Rev. E **57**, 4077 (1998)
- [4] R. van Zon, H. van Beijeren, and Ch. Dellago, Phys. Rev. Lett. **80**, 2035 (1998).
- [5] D.M. Barnett *et al.*, Phys. Rev. Lett. **76**, 1812 (1996)
- [6] A. Torchini, Ch. Dellago, and H.A. Posch, Phys. Rev. Lett. **83**, 2676 (1999)
- [7] J.C. Kimball, Phys. Rev. E **63**, 066216 (2001).
- [8] L.D. Landau and E.M. Lifshitz, *Mechanics*, 4-th Ed. (Nauka, Moscow, 1988), Sec. 20. [in Russian]
- [9] B. Derrida and E. Gardner, J. Physique **45**, 1283 (1984).
- [10] X. Leyronas, P. G. Silvestrov, and C. W. J. Beenakker, Phys. Rev. Lett. **84**, 3414 (2000)
- [11] A.J. Fendrik, M.J. Sanchez, and P.I. Tamborenea, Phys. Rev. B **63**, 115313 (2001).
- [12] M. Van Vessen, Jr., M. C. Santos, B. K. Cheng, and M. G. E. da Luz, Phys. Rev. E **64**, 026201 (2001)