

# ${}^7\text{Be}(p,\gamma){}^8\text{B}$ astrophysical S-factor from precision cross section measurements

A. R. Junghans, E. C. Mohrmann, K. A. Snover, T. D. Steiger,\*  
E. G. Adelberger, J. M. Casandjian,<sup>†</sup> and H. E. Swanson  
*Center for Experimental Nuclear Physics and Astrophysics,  
University of Washington, Seattle, Washington 98195*

L. Buchmann, S. H. Park,<sup>‡</sup> and A. Zyuzin  
*TRIUMF, 4004 Wesbrook Mall, Vancouver, B.C., Canada V6T 2A3*

(Dated: October 28, 2018)

We measured the  ${}^7\text{Be}(p,\gamma){}^8\text{B}$  cross section from  $\bar{E}_{cm} = 186$  to 1200 keV, with a statistical-plus-systematic precision per point of better than  $\pm 5\%$ . All important systematic errors were measured including  ${}^8\text{B}$  backscattering losses. We obtain  $S_{17}(0) = 22.3 \pm 0.7(\text{expt}) \pm 0.5(\text{theor})$  eV-b from our data at  $\bar{E}_{cm} \leq 300$  keV and the theory of Descouvemont and Baye.

PACS numbers: 26.20+f, 26.65+t, 25.40Lw

It is now known that electron neutrinos ( $\nu_e$ 's) from the decay of  ${}^8\text{B}$  in the Sun oscillate into  $\nu_\mu$ 's and/or  $\nu_\tau$ 's, and possibly into sterile  $\nu_x$ 's [1]. The  $\nu_e$  production rate is based on solar-model calculations that incorporate measured reaction rates for most of the solar burning steps, the most uncertain of which is the  ${}^7\text{Be}(p,\gamma){}^8\text{B}$  rate. Improved production rate predictions are very important for limiting the allowed neutrino mixing parameters including possible contributions of sterile neutrinos. The astrophysical S-factor  $S_{17}(0)$  for this reaction must be known to  $\pm 5\%$  in order that its uncertainty not be the dominant error in predictions of the solar  $\nu_e$  flux [2].

$S_{17}(0)$  values based on previous direct measurements have quoted uncertainties of typically  $\pm 9\%$  or larger [3, 4, 5, 6, 7, 8, 9, 10] (see also the quoted  $\pm 5\%$  results of ref. [11]), while for many of these experiments there are unsettled issues such as possible  ${}^8\text{B}$  backscattering losses. Indirect  $S_{17}(0)$  determinations based on Coulomb dissociation and peripheral transfer reactions are also available [12], but it is difficult to determine all of their important systematic errors.

We have made a precise determination of  $S_{17}(0)$  using a technique that incorporates several improvements over traditional methods. We avoided a major difficulty in most previous experiments due to uncertain and nonuniform target areal density by using a  $\sim 1$  mm diameter beam magnetically rastered to produce a nearly uniform flux over a small  $\sim 3$  mm diameter target. We directly measured the energy loss profile of the target using a narrow  ${}^7\text{Be}(\alpha,\gamma){}^{11}\text{C}$  resonance and we determined all important sources of systematic error including the first direct measurement of  ${}^8\text{B}$  backscattering losses.

We used a 106 mCi  ${}^7\text{Be}$  metal target fabricated at TRIUMF and deposited on a molybdenum backing. The cross sections were measured using the University of Washington FN tandem accelerator with a terminal ion source. A proton beam, typically  $10 \mu\text{A}$ , passed through an  $\text{LN}_2$ -filled cold trap directly upstream of the target. Cryopumps were used for high-vacuum pumping, and

sorption pumps for roughing. The water-cooled target, and a plate with precision-sized circular apertures were mounted on opposite ends of a rotating arm. Rotating the arm  $180^\circ$  from its horizontal bombardment position placed a 3 mm aperture in the beam, and the target  $\sim 4.5$  mm from a  $450 \text{ mm}^2$  40 micron Si detector that counted  $\beta$ -delayed  $\alpha$ 's from  ${}^8\text{B}$  decay. In each measurement, the arm was rotated through many complete cycles.

We integrated 3 different beam currents: the current striking the target during the bombardment phase, and, during the  $\alpha$ -counting phase, the current striking the aperture and the current collected in a Faraday cup after passing through the aperture. The target arm was biased to +300V. The neutral H content of the beam was found to be  $< 10^{-4}$ , and the cup current changed by  $< 0.5\%$  for a cup suppressor bias in the range  $-300 \pm 45\text{V}$ . We estimated a  $\pm 0.8\%$  beam flux integration uncertainty based on the difference of the good geometry (Faraday cup) and poor geometry (biased target arm) results. The beam was rapidly deflected from the target prior to and during arm movement. The timing cycle intervals [7] were  $t_1 = t_3 = 1.50021$  s,  $t_2 = 0.24003$  s and  $t_4 = 0.26004$  s, and the (inverse) timing efficiency  $\beta({}^8\text{B}) = 2.923 \pm 0.005$  assuming  $t_{1/2}({}^8\text{B}) = 770 \pm 3$  ms [13].

In the limit of uniform beam flux, the  ${}^7\text{Be}$  areal density is unimportant and the cross section is given by

$$\sigma(\bar{E}_{cm}) = \frac{Y_\alpha(E_p)F_\alpha(E_p)\beta({}^8\text{B})}{2N_p N_{\text{Be}}(t)\Omega/4\pi} \quad (1)$$

where  $\bar{E}_{cm}$  is discussed below,  $E_p$  is the bombarding energy,  $Y_\alpha(E_p)$  is the  $\alpha$  yield above a threshold energy of 895 keV,  $F_\alpha(E_p)$  is a correction for the fraction of the  $\alpha$ -spectrum that lies below the threshold,  $N_p$  is the integrated number of protons per  $\text{cm}^2$ ,  $N_{\text{Be}}(t)$  is the number of  ${}^7\text{Be}$  atoms and  $\Omega$  is the solid angle of the  $\alpha$ -detector.

In practice it is impossible to produce a completely uniform beam flux. To understand the error associated with this approximation, one needs to know both the

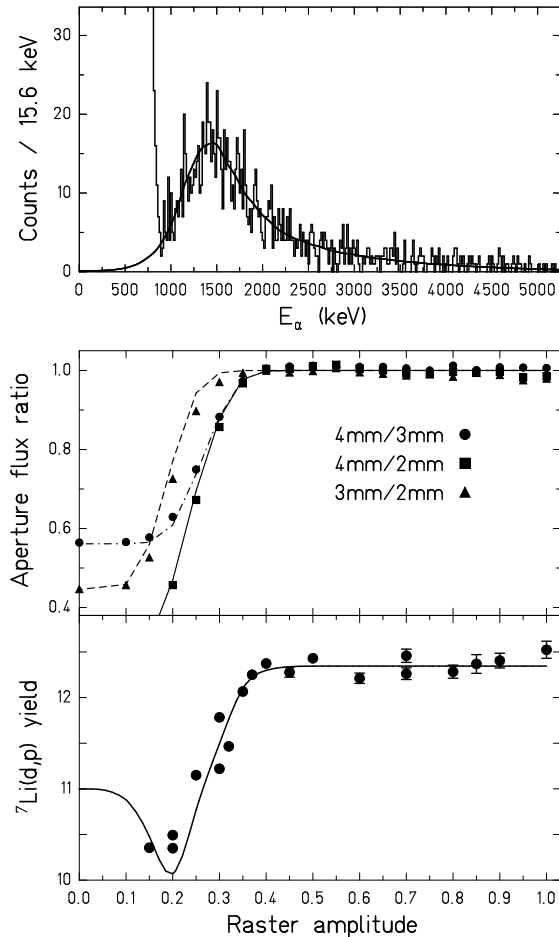


FIG. 1: Top panel:  $\alpha$ -spectrum from  ${}^7\text{Be}(p,\gamma){}^8\text{B}$  at  $\bar{E}_{cm} = 186$  keV. Middle panel: 770 keV deuteron beam transmission ratios through different apertures, vs. raster amplitude. Bottom panel:  ${}^7\text{Li}(d,p){}^8\text{Li}$  yield at 770 keV, normalized to the integrated beam flux through a 3 mm aperture, vs. raster amplitude, measured with the same tune as the aperture ratio data.

beam and target uniformities. It is particularly important that the target be confined within a small central area. This was insured by depositing the  ${}^7\text{Be}$  on a Mo backing consisting of a 4 mm diameter raised post surrounded by a mask tightly pressed around the post, with post plus mask machined flat as one piece. After evaporation the mask was removed, eliminating unwanted tails on the  ${}^7\text{Be}$  radial distribution [14].

The beam uniformity was determined by measuring the transmissions through 2, 3 and 4 mm apertures as functions of the (equal) amplitudes of the x and y triangular raster waveforms. Fig. 1 shows measurements with a 770 keV deuteron beam, and curves calculated by folding a Gaussian with a rectangular function. The uniformity of the product of the beam and target densities was determined by the raster-amplitude dependence of the  ${}^7\text{Li}(d,p){}^8\text{Li}$  yield from the  ${}^7\text{Be}$  target at  $E_d = 770$  keV,

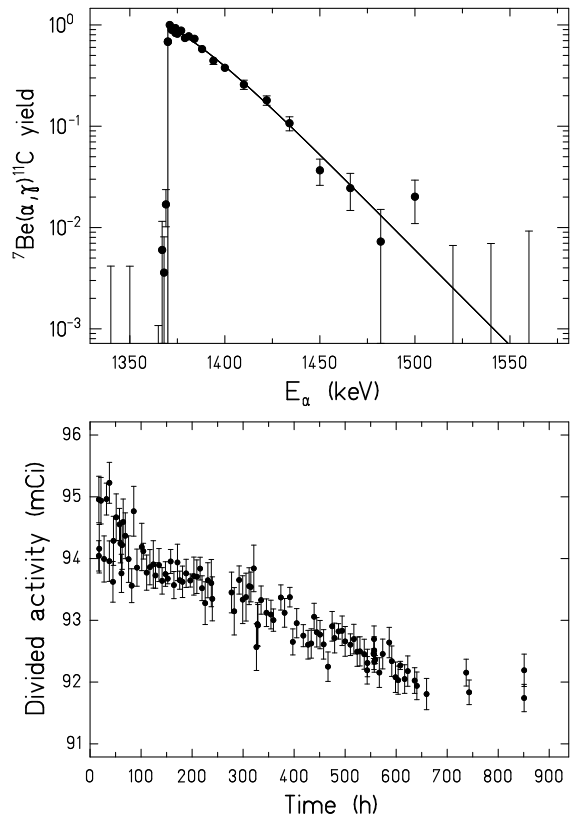


FIG. 2: Top panel:  ${}^7\text{Be}(\alpha,\gamma){}^{11}\text{C}$  resonance profile corrected for small backgrounds due to cosmic rays and a nonresonant yield from  ${}^9\text{Be}(\alpha,n){}^{11}\text{C}$ . Bottom panel:  ${}^7\text{Be}$  activity divided by the  ${}^7\text{Be}$  decay curve, showing sputtering losses.

shown in Fig. 1. The curve is a 1-parameter folding of the target density estimated from  $\gamma$ -activity scans, and beam profile determined by the transmission ratios, including a fitted target-aperture misalignment of 0.5 mm. The point at which this yield flattened out determined the minimum safe raster amplitude, and is similar to the point at which the aperture ratio data flattened out. We chose 0.42 as the safe raster amplitude for 770 keV deuterons, and assigned a conservative  $\pm 1\%$  nonuniformity uncertainty here. Aperture transmission curves, measured at most proton energies, determined the minimum raster amplitude for each energy and tune for which the beam-target nonuniformity was  $< 1\%$ . Independent estimates of the safe raster amplitudes were made by folding the target density distribution [14] with beam-flux distributions determined from the proton aperture-transmission data.

$N_{\text{Be}}(t)$  was determined with the target arm vertical by counting 478 keV  $\gamma$ -rays *in situ* using a collimated Ge detector located on top of the target chamber. We assumed  $t_{1/2} = 53.12 \pm 0.07\text{d}$  [13] and a  $10.52 \pm 0.06\%$  branch [13] to the 478 keV level. The Ge efficiency  $\epsilon_{478}$  was determined to  $\pm 1.3\%$  from a fit to 14 lines from

$^{125}\text{Sb}$ ,  $^{134}\text{Cs}$ ,  $^{133}\text{Ba}$ ,  $^{137}\text{Cs}$  and  $^{54}\text{Mn}$  sources calibrated typically to  $\pm 0.8\%(1\sigma)$  [15], with  $\chi^2/\nu = 2.2$ . We obtained a second  $^{137}\text{Cs}$  source calibrated independently to  $\pm 0.4\%(1\sigma)$  [16]. The relative activity of the two  $^{137}\text{Cs}$  sources agreed within  $\pm 0.1\%$ . As can be seen in Fig. 2, 2.5 mCi of  $^7\text{Be}$  was lost due to beam sputtering during the cross section measurements.

TABLE I: Percent uncertainties  $\Delta S_{17}/S_{17}$ .

Statistical errors	1.0-2.8
Varying systematic errors:	
proton energy calibration	0.2-0.6
target thickness	0.0-1.0
target composition	0.0-1.1
Scale factor errors:	
beam-target inhomogeneity	1.0
integrated beam flux	0.8
target activity	1.9
solid angle	1.2
$\alpha$ -spectrum cutoff	0.7
backscattering	0.5
timing cycle	0.2
Total scale factor error	2.7

We inferred  $\Omega$  with the aid of a “far” Si detector [7] located  $47.42 \pm 0.09$  mm from the target and collimated to an area of  $248.8 \pm 0.4$  mm<sup>2</sup>. From geometry,  $\Omega_{far} = 0.1078 \pm 0.0004$  sr, where the zero of the distance scale was checked using a  $^{148}\text{Gd}$   $\alpha$ -source.  $\Omega/\Omega_{far}$  was determined using the  $^7\text{Li}(d,p)^8\text{Li}$  reaction. A differential correction for  $\alpha$ -particles lost below the threshold was applied based on the (d,p) angular distribution [17] and SRIM [18] calculations including  $^8\text{Li}$ -straggling. We obtained  $\Omega = 3.82 \pm 0.04$  sr. This result was checked using different detectors and different size collimators for  $\Omega_{far}$ .

The yields  $Y_\alpha(E_p)$  were corrected for a small beam-off background (3.9% at the lowest  $E_p$ ). The beam-related background was checked at several energies and found to be negligible. The  $\alpha$ -spectrum cutoff factors for  $^7\text{Be}(p,\gamma)^8\text{B}$  were estimated from SRIM calculations, including straggling, fitted to 23 different spectra.  $F_\alpha(E_p)$  varied linearly from  $1.039 \pm 0.007$  at  $E_p = 221$  keV to  $1.086 \pm 0.008$  at 1379 keV. The accelerator energy calibration was determined to  $\pm 0.17\%$  from  $^{19}\text{F}(p,\alpha\gamma)^{16}\text{O}$  resonances at  $E_p = 340.46 \pm 0.04$ ,  $483.91 \pm 0.10$  and  $872.11 \pm 0.20$  keV [19].

Corrections for energy averaging of the proton beam due to finite target thickness are important, particularly at low  $E_p$ . We directly measured the beam energy loss profile in the target using the narrow ( $\Gamma \ll 1$  keV)  $^7\text{Be}(\alpha,\gamma)^{11}\text{C}$  resonance [20] which we found at  $E_\alpha = 1378 \pm 3$  keV. The mean  $\alpha$ -energy loss was  $26 \pm 2$  keV, based on the average of three measurements, one of which is shown in Fig. 2. The excellent reproducibility of the ap-

parent  $^7\text{Be}(\alpha,\gamma)^{11}\text{C}$  resonance energy measured in the middle of, and after the  $^7\text{Be}(p,\gamma)^8\text{B}$  measurements ( $\Delta E_\alpha = 1 \pm 3$  keV), indicated negligible carbon buildup and target damage due to bombardment.

An important error in some previous experiments was loss of  $^8\text{B}$  from the target due to backscattering (and loss of  $^8\text{Li}$  when  $^7\text{Li}(d,p)^8\text{Li}$  was used for absolute cross section normalization) [21, 22]. These losses may be sizeable when a high-Z backing is used, or if there are high-Z contaminants in the target. We made the first direct measurements of  $^8\text{B}$  backscattering losses in the  $^7\text{Be}(p,\gamma)^8\text{B}$  reaction using our  $^7\text{Be}$  target in a fixed mount, and large-diameter water-cooled Cu catcher plates on each end of the rotating arm. A 4 mm hole in the center of each plate allowed the beam to pass through. We found small backscattering losses of  $1.3 \pm 0.3\%$  and  $0.9 \pm 0.2\%$  at  $E_p = 724$  and 1379 keV, respectively, and made a constant  $1.0 \pm 0.5\%$  correction to our data for this effect.

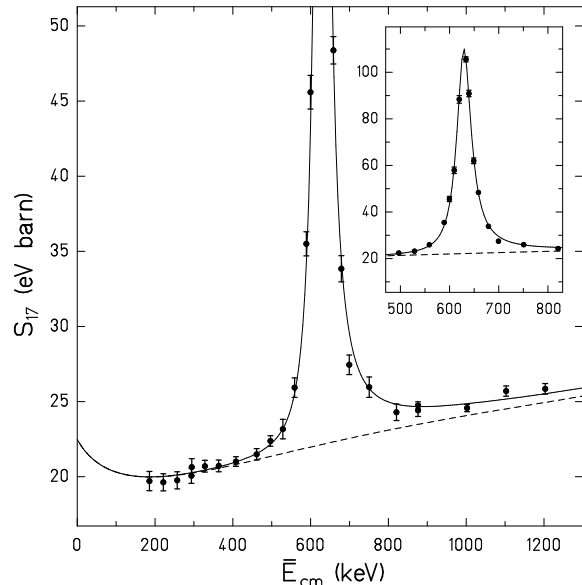


FIG. 3:  $S_{17}(\bar{E}_{cm})$  vs.  $\bar{E}_{cm}$  from this work. Error bars are statistical plus *varying* systematic errors. Solid curve: DB theory plus a Breit-Wigner resonance. Dashed curve: DB theory. Inset: resonance region.

Fig. 3 shows our S-factors calculated from the relation  $S_{17}(\bar{E}_{cm}) = \sigma(\bar{E}_{cm})\bar{E}_{cm}\exp[(E_G/\bar{E}_{cm})^{1/2}]$  (see e.g. [7]) with  $E_G = 13799.3$  keV. We computed  $\bar{E}_{cm}$  by inverting the expression  $\sigma(\bar{E}_{cm}) = \bar{\sigma}$ , where  $\bar{\sigma}$  was obtained by fitting the cross section data including averaging over the target profile, and  $\sigma$  is the corresponding unaveraged cross section. These  $\bar{E}_{cm}$  values are very close to the mean proton energy in the target, except near the resonance where they differ by  $< 1\%$ . Fig. 3 also shows a fit to all our data of the (scaled) cluster model theory of Descouvemont and Baye [23] plus an  $\bar{E}_{cm} = 630 \pm 2$  keV Breit-Wigner resonance (with energy-dependent  $\Gamma_p$  and  $\Gamma_\gamma$ ). This fit yields  $S_{17}(0) = 22.5 \pm 0.6$  eV-b and  $\chi^2/\nu = 1.3$  ( $\nu=25$ ) [24], where the quoted uncertainty

includes the scale factor error of  $\pm 2.7\%$  (Table I). Fits with other theories [25] did not reproduce our measured energy dependence as well ( $\chi^2/\nu = 1.7-16$ ).

The theoretical uncertainty in the energy dependence of  $S_{17}$  decreases with beam energy below the resonance, as the capture becomes increasingly extranuclear. Therefore it is important to determine  $S_{17}(0)$  from low energy data. Fitting the DB theory to our data at  $\bar{E}_{cm} \leq 300$  keV we find  $S_{17}(0) = 22.3 \pm 0.7$  eV-b and  $\chi^2/\nu = 0.3$  (here, as above, the error includes statistical plus systematic contributions). In addition, there is an extrapolation uncertainty, which has been estimated to be as small as  $\pm 0.2$  eV-b [25], and which we estimate conservatively as  $\pm 0.5$  eV-b from the rms deviation of 11 different theoretical fits to our data for  $\bar{E}_{cm} \leq 300$  keV [26]. Thus our final result is

$$S_{17}(0) = 22.3 \pm 0.7(\text{expt}) \pm 0.5(\text{theor}) \text{ eV-b.} \quad (2)$$

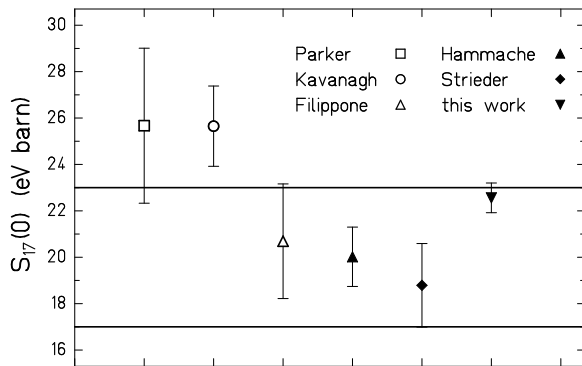


FIG. 4:  $S_{17}(0)$  from our fits of the DB theory to  $\bar{E}_{cm} \leq 425$  keV data from this and previous measurements. Horizontal lines indicate the  $19 \pm \frac{1}{2}$  eV-b range recommended by [28]. Fits over a wider  $E_p$ -range give similar results but with smaller errors for other experiments.

In order to compare all direct measurements below the resonance, we made DB fits to all data at  $\bar{E}_{cm} \leq 425$  keV – this work and [3, 4, 7, 8, 10, 27] renormalized to  $\sigma[{}^7\text{Li}(d,p){}^8\text{Li}] = 152 \pm 6$  mb [29] where appropriate. The results are shown in Fig. 4. Results from [3, 4, 7] may suffer additional error from  ${}^8\text{B}$  and  ${}^8\text{Li}$  backscattering losses; in [8], calculated corrections were applied, while in [10], a low- $Z$  backing was used and losses were assumed negligible.

We have reduced the error on  $S_{17}(0)$  so that it no longer dominates the uncertainty in the calculated solar  ${}^8\text{B}$   $\nu_e$  production rate. While our  $S_{17}(0)$  value agrees within errors with the previously recommended value of  $19 \pm \frac{1}{2}$  eV-b [28], it is 17% larger. Thus 17% more of the  ${}^8\text{B}$  solar  $\nu_e$ 's oscillate into other species than given in ref. [2].

We thank the staff of CENPA and TRIUMF, N. Bateman, R. O'Neill, J. Martin and R. Hoffenberg for their help, J.N. Bahcall for helpful comments, and the U.S.D.O.E., Grant #DE-FG03-97ER41020, and the N.S.E.R.C. of Canada for financial support.

\* present address: Cymer, Inc., 16750 Via del Campo Ct., San Diego, CA 92127.

† permanent address: GANIL, B.P. 5027, 14021 Caen Cedex, France.

‡ Dept. Physics, Seoul Nat. Univ., Seoul 151-742, Rep. of Korea.

- [1] Q.R. Ahmad et al., Phys. Rev. Lett. **87**, 071301-1, 2001.
- [2] J. N. Bahcall, S. Basu and M.H. Pinsonneault, Phys. Lett. B **433**, 1, 1998; Astrophys. J. **555**, 990, 2001.
- [3] P.D. Parker, Phys. Rev. **150**, 851, 1966, and private comm. 2001.
- [4] R.W. Kavanagh, Bull. Am. Phys. Soc. **14**, 1209 (1969) and private comm., 2001.
- [5] F.J. Vaughn et al., Phys. Rev. C **2**, 1657, 1970.
- [6] C. Wiezorek et al., Zeits. für Physik A **282**, 121, 1977.
- [7] B.W. Filippone et al., Phys. Rev. C **28**, 2222, 1983.
- [8] F. Hammache et al., Phys. Rev. Lett. **80**, 928, 1998; F. Hammache, Ph.D. thesis, 1999; F. Hammache et al., Phys. Rev. Lett. **86**, 3985, 2001. Our DB fits to the low and high energy data sets of the PRL2001 paper yield  $S_{17}(0)$  values 6% and 4% higher than quoted there.
- [9] L. Gialanella et al., Eur. Phys. J. A **7**, 303, 2000.
- [10] F. Strieder et al., Nucl. Phys. A., in press, 2001.
- [11] M. Hass et al., Phys. Lett. B **462**, 237, 1999.
- [12] B. Davids et al., Phys. Rev. Lett. **86**, 2750, 2001; A. Azhari et al., Phys. Rev. C **63**, 055803/1, 2001, and refs. therein.
- [13] S.Y.F. Chu, L.P. Ekstrom and R.B. Firestone: nucleardata.nuclear.lu.se/NuclearData/toi/
- [14] A. Zyuzin et al., Nucl. Inst. Meth. B, in press.
- [15] Isotope Products Corp., Burbank CA, USA.
- [16] CERCA and LNHB, CEA, Saclay, France.
- [17] A.J. Elwyn et al., Phys. Rev. C **25**, 2168, 1982.
- [18] J.F. Ziegler, www.srim.org.
- [19] D.R. Tilley et al., Nucl. Phys. A **636**, 249, 1998.
- [20] G. Hardie et al., Phys. Rev. C **29**, 1199, 1984.
- [21] L. Weissman et al., Nucl. Phys. A **630**, 678, 1998.
- [22] F. Strieder et al., Eur. Phys. J. A **3**, 1, 1998.
- [23] P. Descouvemont and D. Baye, V2 interaction, Nucl. Phys. A **567**, 341, 1994, and private comm. 2001.
- [24] A separate analysis based on an alpha threshold energy of 1000 keV agrees with this result within 0.7%.
- [25] B.K. Jennings, S. Karataglidis and T.D. Shoppa, Phys. Rev. C **58**, 3711, 1998.
- [26] DB, B1, B2, C2B, C8B, 1.0 and 2.4 as defined in [25], plus: C. Johnson et al., ApJ **392**, 320, 1992; F. Nunes et al., Nucl. Phys. A **634**, 527, 1998; K. Bennaceur et al. Nucl. Phys. A **651**, 289, 1999; and private comms.
- [27] EXFOR data base: www.nndc.bnl.gov/nndc/exfor.
- [28] E.G. Adelberger et al., Rev. Mod. Phys. **70**, 1265, 1998.
- [29] Weighted average of values given in [21, 28].