

# Source Parameters from Identified Hadron Spectra and HBT Radii for Au-Au Collisions at $\sqrt{s_{NN}}=200$ GeV in PHENIX

J. M. Burward-Hoy<sup>a</sup>, for the PHENIX Collaboration\*

<sup>a</sup>Physics and Applied Technology Directorate, Lawrence Livermore National Laboratory, 7000 East Avenue L-305, Livermore, California 94550

The characteristics of the particle emitting source are deduced from low  $p_T$  identified hadron spectra ( $(m_T - m_0) < 1$  GeV) and HBT radii using a hydrodynamic interpretation. From the most peripheral to the most central data, the single particle spectra are fit simultaneously for all  $\pi^\pm$ ,  $K^\pm$ , and  $\bar{p}/p$  using the parameterization in [ 1] and assuming a linear transverse flow profile. Within the systematic uncertainties, the expansion parameters  $T_{fo}$  and  $\beta_T$ , respectively decrease and increase with the number of participants, saturating for both at mid-centrality. The expansion using analytic calculations of the  $k_T$  dependence of HBT radii in [ 2] is fit to the data but no  $\chi^2$  minimum is found.

## 1. INTRODUCTION

Identified charged hadrons in 11 different centrality selections [ 3] and the transverse momentum ( $p_T$ ) dependence of HBT radii in 9  $k_T$  bins [ 4] are measured in Au-Au collisions at 200 GeV by the PHENIX Experiment [ 5]. In both the 200 GeV and previously measured 130 GeV data [ 6], the  $\langle p_T \rangle$  of all particles increases from the most peripheral to the most central events and with heavier particle mass ( $m_0$ ). The dependence of the  $\langle p_T \rangle$  on  $m_0$  suggests a radial expansion, and its dependence on the number of participant nucleons ( $N_{part}$ ) may be due to an increasing radial expansion from peripheral to central events. The  $k_T$  dependence of the HBT radii was also observed and interpreted as a radial expansion.

Both the spectra and the  $k_T$  dependence of the HBT radii are fit using parameterizations based on a simple model for the source, where fluid elements are each in local thermal equilibrium and move in space-time with a hydrodynamic expansion [ 1, 2]. The assumptions are: (1) no temperature gradients, (2) longitudinal boost invariance along the collision axis  $z$ , (3) infinite extent in space-time rapidity  $\eta$ , and (4) cylindrical symmetry with radius  $r$ . The particles are emitted along a hyperbola of constant proper time  $\tau_0 = \sqrt{t^2 - z^2}$  and short emission duration,  $\Delta t < 1$  fm/c.

The  $m_T$  dependence of the yield  $\frac{d^2N}{m_t dm_t dy}|_{y=0}$  is calculated after integrating the source over space-time (azimuthal and rapidity coordinates) [ 1]. It is assumed that all particles decouple kinematically on the freeze-out hypersurface at the same freeze-out temperature

---

\*For the full PHENIX Collaboration author list and acknowledgements, see Appendix ‘‘Collaborations’’ of this volume.

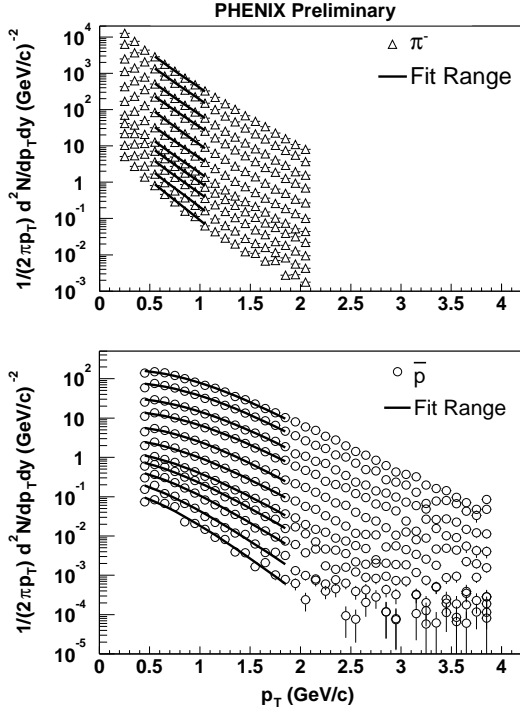


Figure 1. Simultaneous fits in the range  $(m_T - m_0) < 1$  (solid lines) for  $\pi^-$  (top) and  $\bar{p}$  (bottom) in all 11 centralities (scaled for visual clarity) [ 4]. The  $\pi$  resonance region is excluded in the fit.

$T_{fo}$ , and that the particles collectively expand with a velocity profile  $\beta_T(r) = \beta_T r/R$  where  $R$  is the geometric radius,  $r$  is the transverse coordinate, and  $\beta_T$  is the surface velocity. (For a box profile, the average velocity is  $\langle \beta_T \rangle = 2\beta_T/3$  [ 7]). The particle density distribution is assumed to be independent of the radial position in the fits to the single particle spectra. In the previous 130 GeV analysis [ 8], a Gaussian density profile increases  $\beta_T$  by  $\approx 2\%$  with a negligible difference in  $T_{fo}$ , while a parabolic velocity profile increases  $\beta_T$  by 13% and  $T_{fo}$  by 5%.

We use analytic expressions to calculate the HBT radii [ 2]. A linear flow rapidity profile in the transverse plane is assumed and a Gaussian distribution is used for the particle density dependence on  $r$ . The parameters are the geometric radius  $R$ , the freeze-out temperature  $T$ , the flow rapidity at the surface  $\eta_T$  ( $\beta_T = \tanh(\eta_T)$ ) and the freeze-out proper time  $\tau_0$ .

## 2. RESULTS

### 2.1. Fitting the single particle spectra

In order to minimize contributions from hard processes, all  $m_T$  dependent particle yields are fit in the range  $(m_T - m_0) < 1$  GeV. As resonance decays are known to produce pions at low  $p_T$  [ 9], we place a lower  $p_T$  threshold of 500 MeV/c on  $\pi$  in the fit. A similar approach was followed by NA44, E814, and other experiments at lower energies. In Fig. 1,  $\pi^-$  and  $\bar{p}$  yields are shown as a function of  $p_T$  for each event centrality [ 4]. The top 5 centralities are scaled for visual clarity. The solid lines are the simultaneous fits in the limited  $p_T$  range. Similar results are obtained for  $K^\pm$ ,  $\pi^+$ , and  $p$  yields.

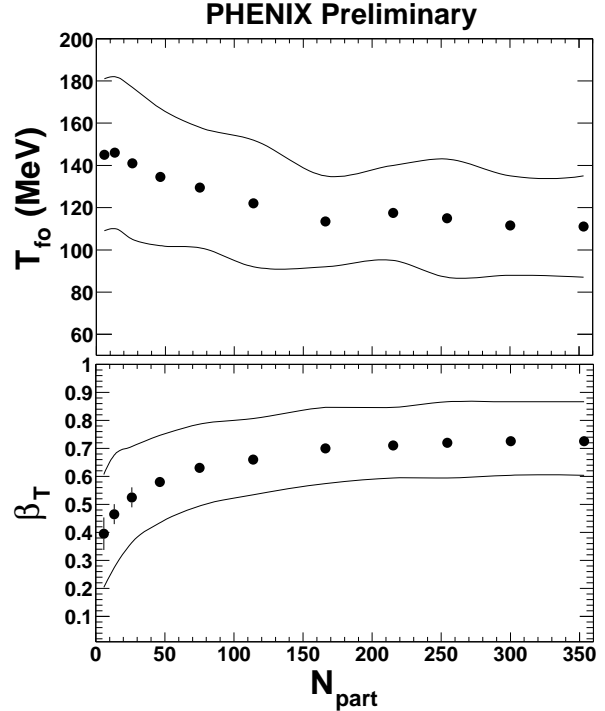


Figure 2. The expansion in each centrality. The top panel is  $T_{fo}$  and the bottom is  $\beta_T$ , both plotted as a function of  $N_{part}$ .

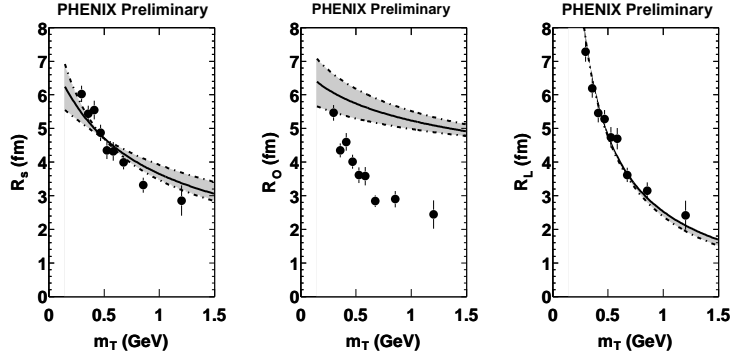


Figure 3. Constraining fits to  $2\pi^-$  HBT radii in 10% central events using the expansion measured from the spectra. The shaded region is the systematic uncertainty from  $\beta_T$  and  $T_{fo}$ .

The systematic uncertainty in  $T_{fo}$  is determined by adding in quadrature the change in inverse slope due to the  $p_T$  dependent uncertainties in each particle yield at low  $p_T$ . For  $\pi^\pm$ ,  $K^\pm$ , and  $\bar{p}/p$ , the uncertainty is  $\pm 10$ ,  $\pm 13$ , and 16 MeV respectively. Added in quadrature, the total systematic uncertainty in the inverse slope is  $\pm 23$  MeV. The systematic uncertainty in  $\beta_T$  is dominated by the uncertainty in the  $\bar{p}/p$  spectral shape at low  $p_T$  and is determined by measuring the change in  $\beta_T$  after fitting for  $p_T > 0.85$  GeV/c. The systematic uncertainty in  $\beta_T$  is 17.5%.

For the 5% most central events, particles are coupled to an expanding system with a surface velocity of  $\beta_T = 0.7 \pm 0.2(\text{syst.})$  and decouple at a common temperature of  $T_{fo} = 110 \pm 23(\text{syst.})$  MeV with negligible statistical errors. For the most peripheral events,  $T_{fo} = 135 \pm 3(\text{stat.}) \pm 23(\text{syst.})$  and  $\beta_T = 0.46 \pm 0.02(\text{stat.}) \pm 0.2(\text{syst.})$ . The statistical error only is included in the fit, resulting in  $\chi^2/dof = 260.9/52$  for the most central and  $321.5/52$  for the most peripheral events. At 130 GeV, similar results were obtained, with  $\beta_T = 0.70 \pm 0.01$ ,  $T_{fo} = 121 \pm 4$ , and  $\chi^2/dof = 34.0/40.0$  for the most central events (statistical and systematic errors are added in quadrature before the fit) [10].

The fit results of all particles within each event centrality are shown in Fig. 2. The top panel is  $T_{fo}$  and the bottom panel is  $\beta_T$ , both plotted as a function of  $N_{part}$ . Within the systematic uncertainties, the expansion parameters respectively decrease and increase with the number of participants, saturating at mid-centrality.

## 2.2. Fitting the $k_T$ dependence of the HBT radii

The HBT radii are measured from identical charged  $\pi$  pairs in 9  $k_T$  selections for 10% central events [5]. The systematic uncertainty in the data is 8.2%, 16.1%, and 8.3% for  $R_s$ ,  $R_o$ , and  $R_L$ , respectively. A simultaneous fit to the HBT data could not be found over a broad range of parameter space. As an example, if the parameters  $\beta_T$  and  $T_{fo}$  are set to the values from the spectra analysis, then the fit to the HBT results constrains  $R$  and  $\tau_0$  from the  $R_s$  and  $R_L$  data respectively, yet the model overpredicts  $R_o$  by more than  $3\sigma$  for all but the first  $m_T$  data point (Fig. 3). The systematic uncertainties in  $\beta_T$  and  $T_{fo}$  are represented by the shaded region. Within these boundaries,  $R$  ranges between 6.9 – 16.8 fm and  $\tau_0$  ranges between 11.2 – 16.7 fm/c.

The  $\chi^2$  contour levels of the expansion parameters  $T_{fo}$  (vertical) and  $\eta_T$  (horizontal) are shown for simultaneous fits to the spectra and separate fits to each HBT radius in Fig. 4. We note that no  $\chi^2$  minima are found, hence the contours are not closed. For the

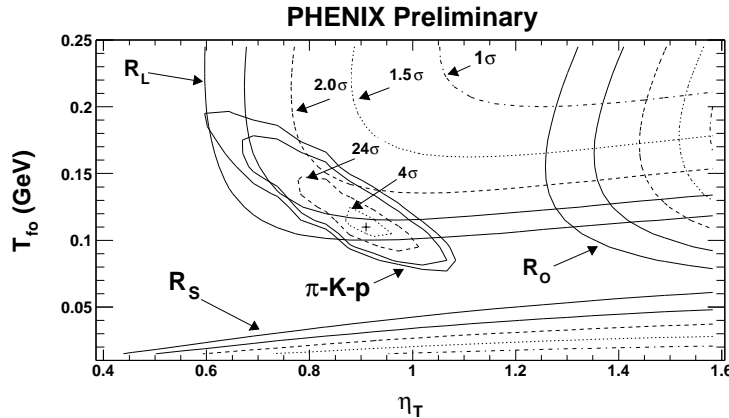


Figure 4. The  $\chi^2$  contour levels for the expansion parameters  $T_{fo}$  (vertical) and  $\eta_T$  (horizontal) after fitting  $\pi^\pm$ ,  $K^\pm$ ,  $\bar{p}/p$  spectra and  $2\pi$  HBT radii as indicated. Both scales are zero suppressed.

spectra, the contours are closed and show an anticorrelation, however there is no overlap with the HBT contours. The HBT radius  $R_s$  prefers large flow rapidity  $\eta_T > 1.0$  and low temperatures  $T_{fo} < 50$  MeV. The parameterization has the most difficulty reproducing  $R_o$ .

### 3. CONCLUSION

The single particle spectra are qualitatively described by a hydrodynamic parameterization that assumes boost invariance and a linear transverse flow profile. The transverse expansion in 11 different centrality classes is extracted from the single particle spectra. Within the systematic uncertainties, the expansion parameters  $T_{fo}$  and  $\beta_T$ , respectively decrease and increase with the number of participants, saturating at mid-centrality. Expressions for the HBT radii based on similar hydrodynamic assumptions and Gaussian density profiles do not describe the identical  $\pi$  pair data. Such fits worked well at CERN SPS energies [ 11], but fail at RHIC energies.

### REFERENCES

1. Schnedermann, Sollfrank, and Heinz, Phys. Rev. C **48** (1993) 2462.
2. Wiedemann, Scotto, and Heinz, Phys. Rev. C **53** (1996) 918.
3. T. Chujo, in these Proceedings.
4. A. Enokizono, in these Proceedings.
5. D. Morrison et al., Nucl. Phys. A **638** (1998); W. Zajc, Nucl. Phys. A **698** (2002) 39.; K. Adcox et al., accepted for publication in Nucl. Instr. Meth. A Special issue.
6. K. Adcox et al., Phys. Rev. Lett. **88** (2002) 242301.
7. S. Esumi, S. Chapman, H. van Hecke, and N. Xu, Phys. Rev. C **55** (1997).
8. J. Burward-Hoy for the PHENIX Collaboration, Proceedings of the 18th Winter Workshop on Nuclear Dynamics, nucl-ex/0206016.
9. J. Sollfrank, P. Koch, and U. Heinz, Phys. Lett. B **252** (1990) 256; H. Boggild et al., Z. Phys. C **69** (1996) 621; J. Barette et al., Phys. Lett. B **351** (1995) 93.
10. K. Adcox et al., to be submitted to Phys. Rev. C (2002).
11. A. Appelshauer et al., Eur. Phys. J. C **2** (1998) 661.