

ϕ meson production in $\sqrt{s_{NN}} = 200$ GeV Au+Au and pp collisions at RHIC

Jingguo Ma †for the STAR Collaboration † ‡

† Department of Physics and Astronomy, University of California, Los Angeles, 405 Hilgard Avenue, Los Angeles, CA 90095, U.S.A

Abstract. We present the results for the measurement of ϕ meson production in $\sqrt{s_{NN}} = 200$ GeV Au+Au and pp collisions at the Relativistic Heavy Ion Collider (RHIC). Using the event mixing technique, spectra and yields are obtained from the $\phi \rightarrow K^+K^-$ decay channel for different centrality bins in Au+Au collisions and in pp collisions. We observe that the spectrum shape in Au+Au collisions depends weakly on the centrality and the shape of the spectrum in pp collisions is significantly different from that in Au+Au collisions. In Au+Au collisions, the extracted yield of ϕ meson is flat as a function of rapidity; The $\langle p_T \rangle$ of ϕ , extracted from the fit function to the spectra, shows a different behavior as a function of centrality than that of π^- , K^- and \bar{p} .

PACS numbers: 25.75.-q, 25.75.Dw

Submitted to: *J. Phys. G: Nucl. Phys.*

† Jinguo Ma (jgma@physics.ucla.edu)

‡ See Ref [1] for full author list

1. Introduction

Strangeness production in Relativistic Heavy Ion Collisions may provide detailed information on the collision dynamics [2]. The enhanced production of strangeness in nucleus-nucleus collisions is predicted to be a signature that the collisions go through a deconfined stage - namely the quark gluon plasma (QGP) [3, 4]. The $s\bar{s}$ valence quark content for the ϕ meson is of particular interest: The production of ϕ meson may be sensitive to strangeness enhancement [3, 4, 5]. The possible mass and decay width modification of ϕ meson due to the expected partial chiral symmetry restoration and in-medium effect in the hot and dense matter has been a topic of both theoretical and experimental investigations [6, 7, 8, 9, 10]. The ϕ meson may retain the information from the early partonic stage of the collisions since it is expected that ϕ meson interacts weakly with nonstrange hadrons during the hadronic stage [4, 5]. Finally, the comparison of the production of ϕ meson in Au+Au and pp collisions at the same beam energy may yield knowledge on the production mechanisms of ϕ meson and the evolution dynamics of the colliding system.

2. Experiment and Analysis

The results on ϕ meson production at $\sqrt{s_{NN}} = 130$ GeV from the STAR detector have been reported in [11]. The data presented here was taken by the STAR detector [12] during the second run of RHIC collider in the year 2001. The main components of the STAR detector used in this analysis are a large acceptance Time Projection Chamber (TPC) [13], a Central Trigger Barrel (CTB) and two Zero Degree Calorimeters. The TPC is placed in a uniform magnetic field as the tracking device for charged particles. The CTB and ZDC are used for triggering. In this analysis about 2.1M events from minimum bias trigger data and 1.0M events from central trigger data in Au+Au collisions and 4M events from minimum bias trigger data in pp collisions are used after all event selection cuts [11].

The particle identification is achieved by correlating the measured energy loss (dE/dx) of the particle in the TPC gas with its momentum. In this analysis, a track is selected as a kaon candidate as long as its dE/dx is within 2σ of the kaon Bethe-Bloch curve. Due to limited resolution of the detector, the pion and kaon dE/dx bands merge at momentum greater than 0.7 GeV, resulting in the pion contamination in the kaon candidates. The centrality in Au+Au collisions is defined by the fraction of the total inelastic hadronic cross-section, i.e. by dividing the raw charged hadron multiplicity distribution into centrality classes.

The ϕ signal is built by calculating the invariant mass of every selected K^+K^- pair. The shape of the combinatorial background is calculated by event mixing technique [14, 15]. For the Au+Au data analysis, each event is mixed with another event in the same centrality class, while each event is mixed with four other events in the pp data analysis in order to get a better description of the background with higher statistics.

3. Results and Discussion

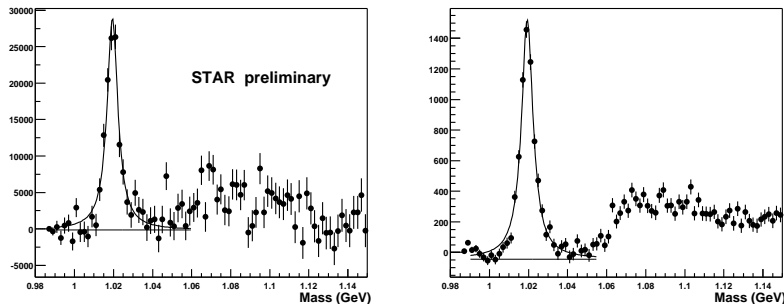


Figure 1. Background subtracted K^+K^- pair invariant mass distribution from the top 10% central Au+Au collisions (left panel) and pp collisions (right panel). The ϕ peak is fitted to a Breit-Wigner function plus a linear background function representing the background. The residual background at higher mass region comes from misidentified K_s^0 decay products.

The background subtracted K^+K^- pair invariant mass distribution averaged over $0.4 \text{ GeV}/c \leq p_T \leq 3.9 \text{ GeV}/c$ is shown in Figure 1. The ϕ peak is fit to a Breit-Wigner function plus a linear function representing the background in each p_T bin. The measured mass for the ϕ meson in both Au+Au and pp collisions is $1019 \pm 0.7 \text{ MeV}/c^2$, which is consistent with the ϕ meson mass from the Particle Data Group [16]. The measured width is also consistent with the ϕ natural width convoluted with the resolution of the STAR detector. The residual background at mass region greater than $1.06 \text{ GeV}/c^2$ mainly comes from K_s^0 decay products when pions are misidentified as kaons. A small fraction of it may also come from Λ decays where both of its decay daughters are misidentified as kaons.

In order to obtain the resonance yield, detector acceptance and efficiency corrections were applied to the uncorrected number of ϕ for each centrality and p_T bin. The acceptance and efficiency corrections were done by embedding simulated kaons from ϕ decays into real events using GEANT, and by passing them through the full reconstruction chain [11, 17]. The corrected ϕ invariant multiplicity distributions at mid-rapidity ($|y| < 0.5$) as a function of $m_T - m_\phi$ are depicted in Figure 2, where $m_\phi = 1019.4 \text{ MeV}/c^2$ is the average ϕ mass reported in [16]. The transverse momentum coverage for this measurement is $0.4 \leq p_T \leq 3.9 \text{ GeV}/c$, which corresponds to 85% of the ϕ yield at mid-rapidity. In Au+Au collisions, the spectra are fitted by an exponential function in $m_T - m_\phi$ for all centrality bins. In pp collisions, the spectrum is better represented by a power law function in p_T . Thus the spectra shape changes from pp to Au+Au collisions. In Au+Au collisions, the inverse slopes extracted from the exponential function fit to the spectra do not depend strongly on the collision centrality.

The ϕ yield (dN/dy) obtained from the fit to the spectra in Au+Au collisions as a function of rapidity is shown in Figure 3. The measured ϕ dN/dy is flat as a function of

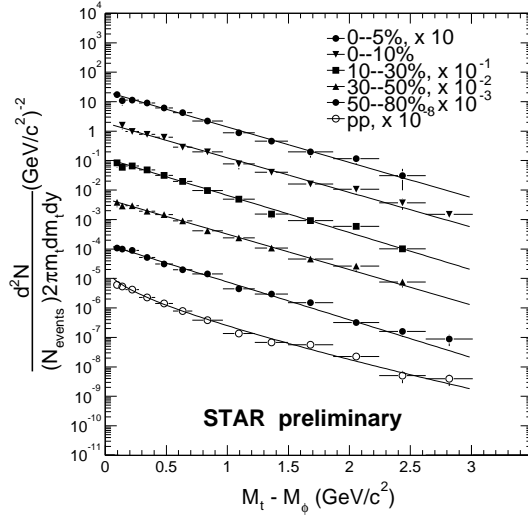


Figure 2. ϕ invariant multiplicity distribution as a function of transverse mass for five centrality bins in Au+Au collisions (filled symbols) and pp collisions (open symbols) at $\sqrt{s_{NN}} = 200$ GeV. The spectra are scaled by different factors to guide eyes.

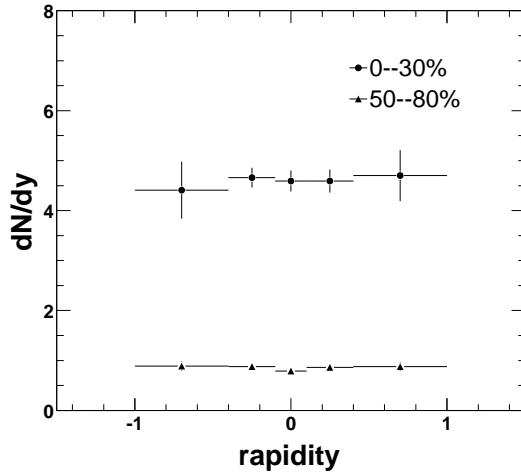


Figure 3. ϕ dN/dy as a function of rapidity for Au+Au collisions. The error bars shown are statistical errors only. Within the error bars, dN/dy of ϕ is flat vs. rapidity for both 0-30% and 30-80% centrality bins.

rapidity within the errors, which is consistent with boost invariance for the ϕ production in Au+Au collisions at RHIC energy in the measured rapidity range.

The $\phi \langle p_T \rangle$ calculated from the fits to the spectra as a function of the number of charged particles is depicted in Figure 4, where the solid triangle and the solid circles sketch the measurements in pp and Au+Au collisions, respectively. In this figure, the $\langle p_T \rangle$ of π^- , K^- and \bar{p} from [18] are also plotted, where the open triangles represent the $\langle p_T \rangle$ obtained in pp interactions and the open circles correspond to the $\langle p_T \rangle$

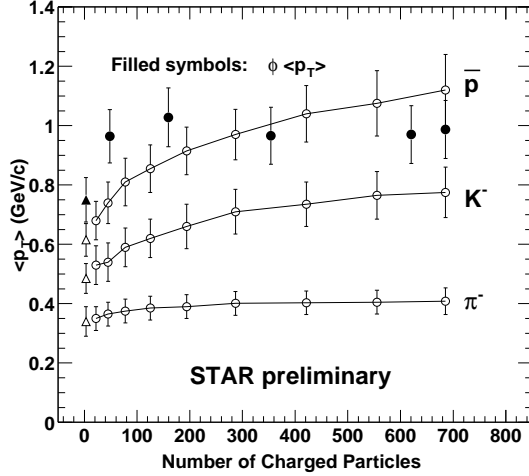


Figure 4. The $\langle p_T \rangle$ of ϕ , π^- , K^- and \bar{p} at $\sqrt{s_{NN}} = 200$ GeV Au+Au and pp collisions as a function of the number of charged particles. The number of charged particles corresponds to the acceptance and tracking efficiency corrected charged particle multiplicity within $|\eta| < 0.5$, where η is the pseudorapidity. The triangles represent the $\langle p_T \rangle$ obtained in pp interactions and the circles correspond to the $\langle p_T \rangle$ measured in Au+Au collisions for different centralities. $\phi \langle p_T \rangle$ in pp collisions is extracted from power law p_T fit function. In Au+Au collisions, $\phi \langle p_T \rangle$ is extracted from exponential m_T fit function. $\phi \langle p_T \rangle$ shows a very different behaviour when compared to π^- , K^- and \bar{p} .

measured in Au+Au collisions for different centralities. The $\langle p_T \rangle$ of π^- , K^- and \bar{p} increases from peripheral to central collisions and from lighter to heavier particles. The $\pi^- \langle p_T \rangle$ increase from pp and most peripheral Au+Au collisions to the most central Au+Au collisions is about 10%. In the case of K^- and \bar{p} , the increase is about 25% and 60%, respectively. This behavior is expected from collective flow picture with hadronic rescattering. The ϕ meson has a very different behavior: Its $\langle p_T \rangle$ increases from pp collisions to Au+Au collisions. However, there is little increase from peripheral Au+Au to central Au+Au collisions although its mass is even higher than that of \bar{p} . Some hadronic hydrodynamic calculations, for example [19] predicts collective flow expansion in proportion to particle mass, such as those exhibited by π^- , K^- and \bar{p} . The centrality dependence of $\langle p_T \rangle$ for the ϕ meson shows a distinctive difference from that for the π^- , K^- and \bar{p} . This may indicate that the evolution dynamics of the ϕ meson is less sensitive to hadronic rescattering.

4. Summary

We have presented results on ϕ meson production at mid-rapidity in Au+Au and pp collisions at $\sqrt{s_{NN}} = 200$ GeV. The spectrum in pp collisions is significantly different from that in Au+Au collisions. The spectra in Au+Au collisions weakly depend on the collision centralities. The extracted ϕ yield is flat as a function of rapidity, which is

consistent with boost invariance for the ϕ production in the measured rapidity range. The weak dependence of $\phi < p_T >$ on the centralities in Au+Au collisions is consistent with the expectation that ϕ does not interact strongly with nonstrange hadronic matter.

Acknowledgments

We wish to thank the RHIC Operations Group and the RHIC Computing Facility at Brookhaven National Laboratory, and the National Energy Research Scientific Computing Center at Lawrence Berkeley National Laboratory for their support. This work was supported by the Division of Nuclear Physics and the Division of High Energy Physics of the Office of Science of the U.S. Department of Energy, the United States National Science Foundation, the Bundesministerium fuer Bildung und Forschung of Germany, the Institut National de la Physique Nucleaire et de la Physique des Particules of France, the United Kingdom Engineering and Physical Sciences Research Council, Fundacao de Amparo a Pesquisa do Estado de Sao Paulo, Brazil, the Russian Ministry of Science and Technology, the Ministry of Education of China, the National Natural Science Foundation of China, and the Swiss National Science Foundation. This work has been partially supported by NSF grant PHY-03-11859.

5. References

- [1] H. Cains et al., these proceedings.
- [2] P. Koch, B.Muller, J. Rafelski, *Phys. Rep.* **142** (1986) 167.
- [3] Rafelski et al., *Phys. Rev. Lett.* **48** (1982) 1066.
- [4] A. Shor, *Phys. Rev. Lett.* **54** (1985) 1122.
- [5] C.P. Singh, *Phys. Rev. Lett.* **56** (1986) 1750.
- [6] A. Bhattacharyya et al., *nucl-th/9602042*.
- [7] F. Klingl et al., *hep-ph/9709210*.
- [8] T. Hatsuda, T. Kunihiro, *Phys. Rep.* **247** (1994) 221.
- [9] C.M. Ko, P. Levai, X.J. Qiu, *Phys. Rev. C* **45** (1992) 1400.
- [10] B.A. Cole, *Nucl. Phys.* **A590** (1995) 179c.
- [11] C. Adler *et.al.*, *Phys. Rev. C* **65**, 041901(R) (2001).
- [12] STAR Collaboration, K.H. Ackermann et al., *Nucl. Phys.* **A661** (1999) 681c.
- [13] H. Wieman et al., *IEEE Trans. Nucl. Sci.* **44** (1997) 671.
- [14] D. L'Hote, *Nucl. Instrum. Meth.* **A337** (1994) 544.
- [15] D. Drijjar, H.G. Fishcher and T. Nakada, *Nucl. Instrum. Meth.* **A225** (1984) 367.
- [16] K. Hagiwara *et.al.*, *Phys. Rev. D* **66**, 010001 (2002).
- [17] C. Adler *et.al.*, *Phys. Rev. Lett.* **87**, 112303 (2001).
- [18] O. Barannik, F. Wang, STAR Collaboration, *QM2002 Proceedings*.
- [19] D. Teaney, J. Lauret, E.V. Shuryak *nucl-th/0110037*.