

Direct Photons at RHIC

Saskia Mioduszewski § for the PHENIX Collaboration

Physics Department, Brookhaven National Laboratory, Upton, NY 11973, US

Abstract. The PHENIX experiment has measured direct photons in $\sqrt{s_{NN}} = 200$ GeV Au+Au collisions and p+p collisions. The fraction of photons due to direct production in Au+Au collisions is shown as a function of p_T and centrality. This measurement is compared with expectation from pQCD calculations. Other possible sources of direct photons are discussed.

1. Introduction

One of the most direct probes of the QGP is the radiation of thermal photons, emerging directly from the thermalized system and providing, in principle, the temperature in its hottest phases [1]. However, photons are largely produced in hadronic decays, as well as in QCD processes, such as annihilation and Compton, that occur before thermalization. Thermally produced photons must be distinguished from those produced primordially in QCD interactions and those from final state decays of hadrons. Thus it is necessary to first determine the yield of photons that are produced in excess of the photons from known hadronic decay sources (the background).

2. Background

Direct photons are extracted from an inclusive photon measurement, largely composed of photons from hadronic decays, such as π^0 , η , ω , and η' . The dominant source of background photons is the π^0 decay, thus it is essential to measure the π^0 yields, with precision, as a function of p_T . Based on the measured π^0 p_T spectrum, one can simulate the spectrum of photons from all known hadronic decays. This can then be subtracted from the inclusive photons to obtain a direct photon spectrum.

At RHIC, we are in the fortunate position of having a large suppression of π^0 , thus reducing the background photons. Figure 1 shows the nuclear modification factor for π^0 at $\sqrt{s_{NN}} = 200$ [2], 62, and 17 GeV [3] measured in central A+A collisions. At $\sqrt{s_{NN}} = 200$ GeV, the suppression of π^0 for $p_T > 3$ GeV/c is a constant factor of $\sim 4 - 5$, relative to expectation from the binary-scaled (scaled by N_{coll}) yields measured in p+p collisions. With a large suppression of the hadronic decay background, and assuming that the photons are not similarly suppressed due to an initial-state effect,

§ saskia@bnl.gov

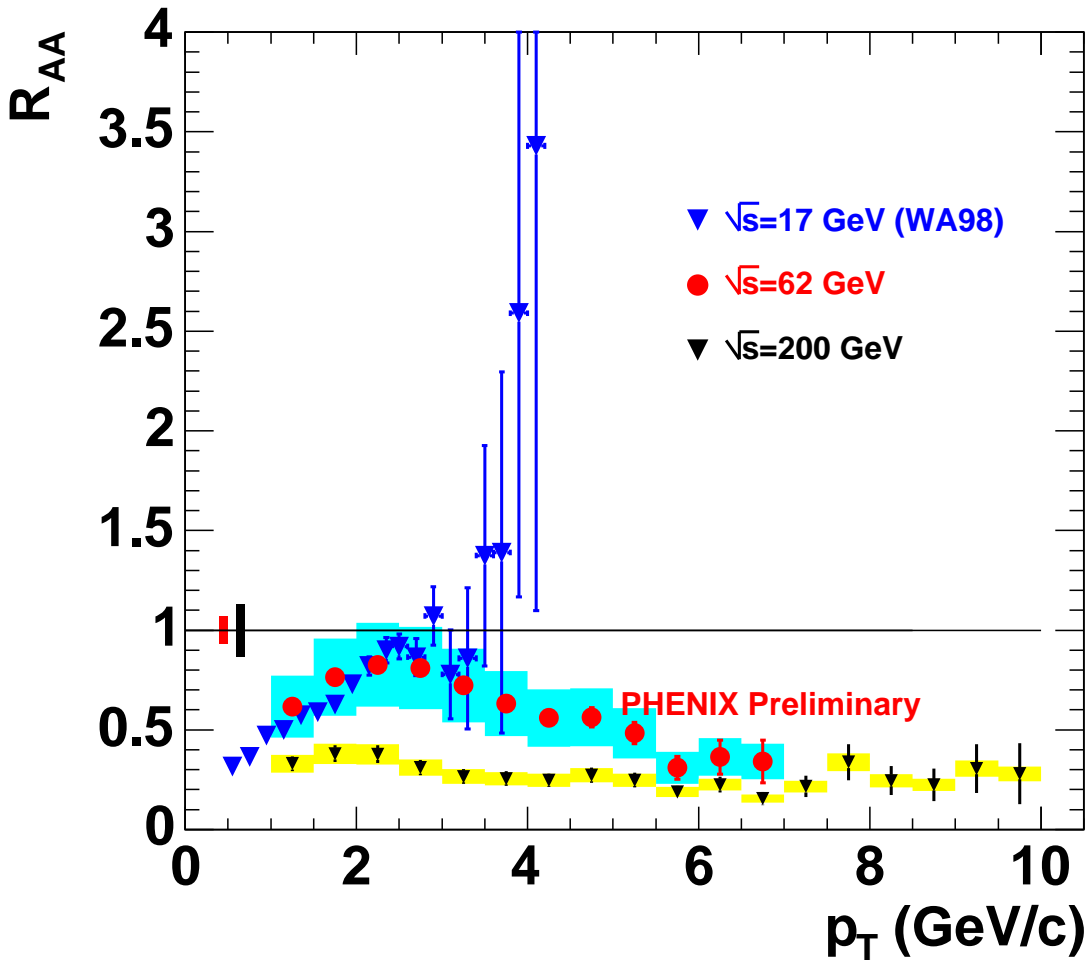


Figure 1. R_{AA} for neutral pions in central Au+Au collisions at RHIC at $\sqrt{s_{NN}} = 200$ GeV [2] and $\sqrt{s_{NN}} = 62$ GeV (PHENIX preliminary), and central Pb+Pb collisions at the SPS [3, 4] ($\sqrt{s_{NN}} = 17$ GeV). The boxes surrounding the data points indicate the systematic uncertainties that are correlated in p_T . The black line at 1 shows the percent normalization error on the data for $\sqrt{s_{NN}} = 200$ GeV, and the smaller red line for $\sqrt{s_{NN}} = 62$ GeV. The normalization error is smaller for $\sqrt{s_{NN}} = 62$ GeV because more of the uncertainties are not simple normalization errors and are thus included in the systematic error boxes around the points.

the measurement of direct photons at high p_T should be less difficult than at lower $\sqrt{s_{NN}}$.

3. Sources of Direct Photons

Even after subtracting the photons from hadronic decays, extracting the thermal photons is still more difficult. One has to disentangle different sources of direct photons. These include pQCD (“prompt”) photons from processes such as Compton ($q+g \rightarrow q+g$) and annihilation ($q+\bar{q} \rightarrow g+g$), as well as bremsstrahlung (which may also be modified by the medium [5]). In addition, there is another possible mechanism for

producing photons in a dense medium created in Au+Au collisions. It was proposed in [6] that the same processes contributing to “jet quenching” in the QGP could produce photons (through Compton scattering or $q\bar{q}$ annihilation). These are also pQCD photons but will henceforth be referred to in the text as “jet quenching” photons, while those pQCD photons that are not produced due to the dense medium will be referred to as “prompt” photons. Finally there are the coveted “thermal” photons, ($p_T \sim 1 - 4$ GeV), which are radiated from the Au+Au system and thus carry the temperature information of the system in its hottest phases.

4. Direct Photons at the SPS

A measurement of direct photons has previously been made in heavy ion collisions at the CERN-SPS [7]. Experiment WA98 measured an excess of photons above those from hadronic sources of 10-20% for $p_T > 1.5$ GeV/c in central Pb+Pb collisions. The measured excess, a 1σ effect, was found to be larger (by \sim a factor of 2) than the expected direct photon signal from initial pQCD processes, which was determined by measurements of direct photons in p+Pb reactions at similar beam energies. The measurements in p+Pb collisions and the scaling to Pb+Pb collisions have further uncertainties that must be taken into account when quantifying this excess. Strong conclusions cannot be made due to the experimental uncertainties on a relatively small direct photon signal above the large level of background. However, the measurement of direct photons in Pb+Pb collisions has provided constraints on the system temperature obtained from calculations of photons radiated from the QGP and/or hadron gas phases of a heavy ion collision at $\sqrt{s_{NN}} = 17$ GeV.

5. Results from PHENIX

Direct photons are quantified as an excess above background, expressed as the double ratio written in Eq. 1.

$$\begin{aligned} (\gamma/\pi^0)_{measured}/(\gamma/\pi^0)_{background} &= \gamma_{measured}/\gamma_{background} \\ &= (\gamma_{background} + \gamma_{direct})/\gamma_{background} = 1 + \gamma_{direct}/\gamma_{background} \end{aligned} \quad (1)$$

The numerator $(\gamma/\pi^0)_{measured}$ is the point-by-point measurement of the photon yields divided by the π^0 yields, in which much of the experimental uncertainties cancel. The denominator $(\gamma/\pi^0)_{background}$ is the simulated photon yields from hadronic decays, based on a fit to the measured π^0 spectrum, divided by the fit. The direct photon measurement is shown in terms of this ratio in Fig. 2 for the most central Au+Au collisions and for all other centrality selections in Fig. 3 [8]. The PHENIX measurement in p+p collisions is not shown here (see [8]). At high p_T , the direct photon yields are shown to be consistent with pQCD calculations [9] and binary scaling (N_{coll} scaling) for all centralities. In central Au+Au collisions, the direct photon content is found to be twice as large as the background photon content at $p_T \sim 10$ GeV, due to the large suppression of background

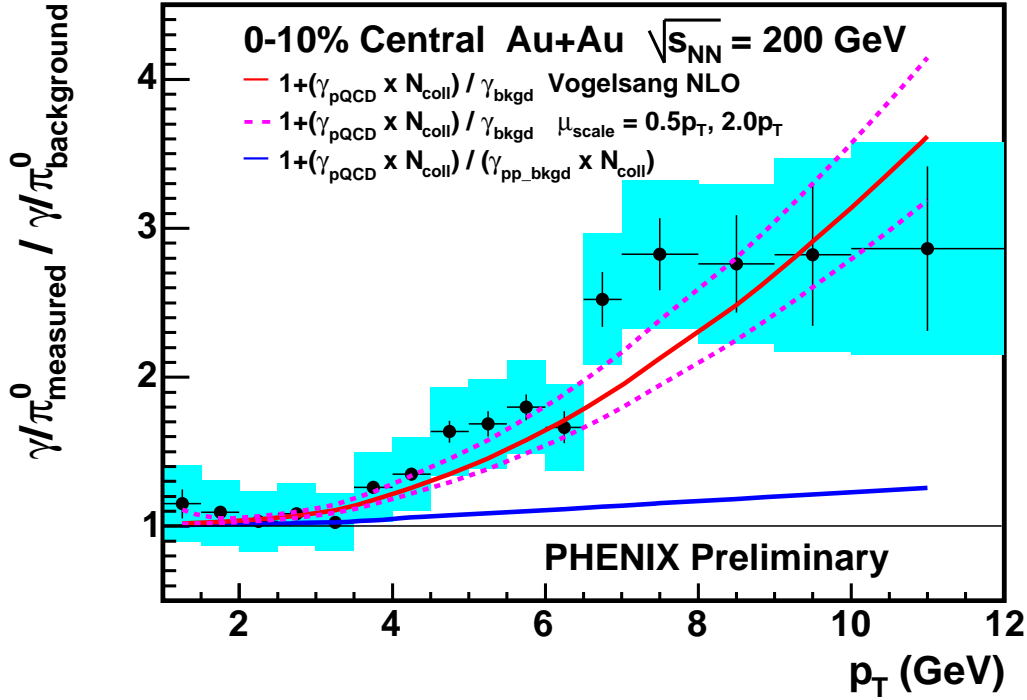


Figure 2. Double ratio $(\gamma/\pi^0)_{\text{measured}}/(\gamma/\pi^0)_{\text{background}}$ for most central Au+Au collisions, 0-10% centrality, indicating the fraction of direct photons (see Eq. 1). The upper solid theory curve is $1 + \gamma_{\text{theory}}/\gamma_{\text{background}}$, where γ_{theory} is a pQCD calculation [9] for p+p scaled by N_{coll} . The dashed lines are the same, varying the mass scale in the pQCD calculation. The lower solid theory curve is the expectation from pQCD if the π^0 were not suppressed (or the direct photons were equally suppressed), calculated by replacing $\gamma_{\text{background}}$ by $\gamma_{p+p \text{ background}} \times N_{\text{coll}}$.

photons in central collisions. A large suppression of direct photons of factor 4-5, as seen in the π^0 yields at high p_T , can be ruled out. However, an interplay between a modest suppression and increased production due to another mechanism in heavy ion collisions, such as proposed in [6], cannot be ruled out. This will be further discussed in the following section. A thermal photon signal, expected at $p_T \sim 1 - 4$ GeV/c cannot be extracted from the current measurement because the systematic uncertainties are too large. With the new Run-4 data, we hope to be able to reduce the errors significantly.

6. Theoretical Calculations

In this section, theoretical calculations of direct photons, including prompt photons and jet quenching photons, are compared. Figure 4 shows the direct photon yields calculated for central Au+Au collisions. The solid line is a pQCD calculation [9] for p+p collisions, where the prompt photon yields are scaled by N_{coll} for central Au+Au. The dashed line is another calculation of only the prompt photons, but includes parton

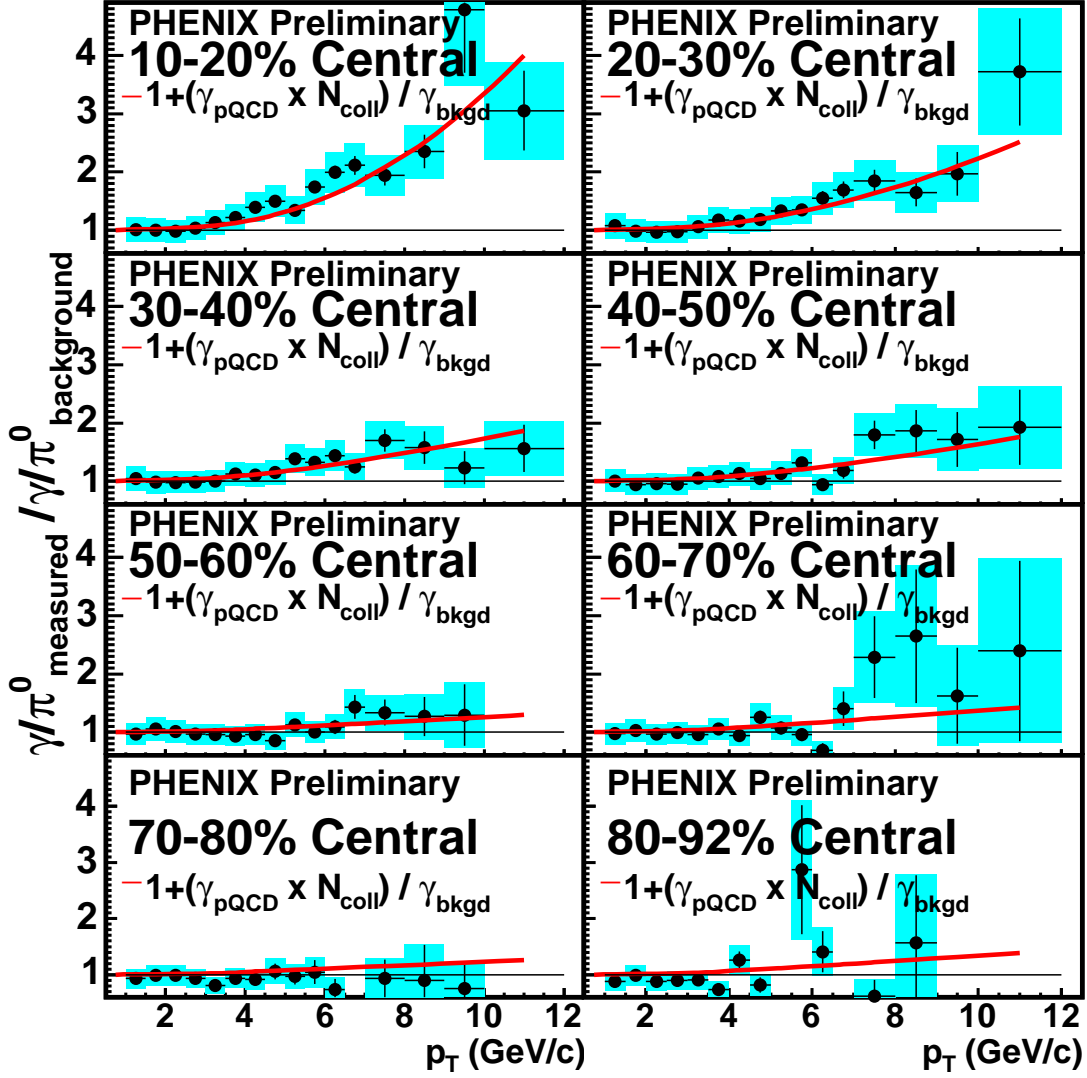


Figure 3. Double ratio $(\gamma/\pi^0)_{\text{measured}}/(\gamma/\pi^0)_{\text{background}}$ for Au+Au collisions, from central (top left) to peripheral (bottom right), indicating the fraction of direct photons (see Eq. 1). The solid theory curve is $1 + \gamma_{\text{theory}}/\gamma_{\text{background}}$, where γ_{theory} is a pQCD calculation [9] for p+p scaled by N_{coll} for each centrality.

energy loss affecting the photons originating from bremsstrahlung processes (proposed in [5]). The dotted line is a different calculation including this same effect [6], which agrees reasonably well with the former. Finally the dashed-dotted line includes, in addition to this suppression, an enhancement of direct photons due to the jet quenching production mechanism [6]. A calculation of the thermal component is not included. At $p_T = 4.25$ GeV/c, the dashed line, which includes parton energy loss in the medium, is $\sim 25\%$ smaller than the solid line, which is pQCD with no medium modifications. At the same p_T , the dashed-dotted line, which includes jet quenching photons, is $\sim 65\%$ larger than the solid pQCD line. The deviations from the N_{coll} -scaled pQCD calculation

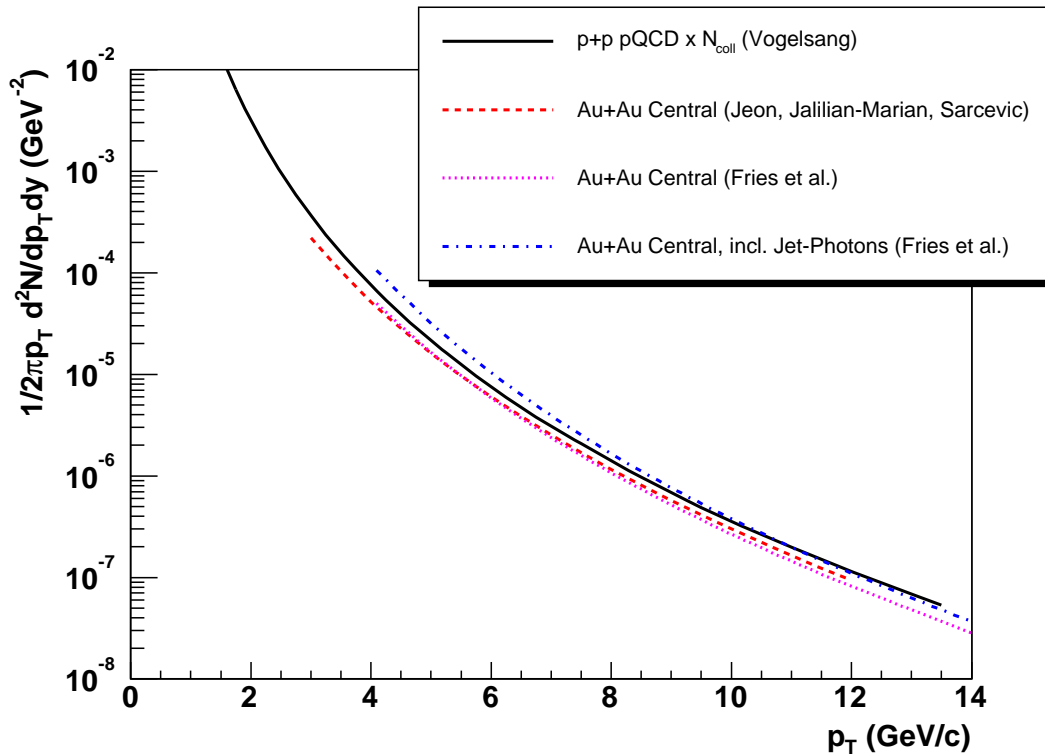


Figure 4. Theoretical calculations of the photon yields as a function of p_T in central Au+Au collisions. No calculation of a thermal component is included in this plot. See text for description of lines

become smaller at higher p_T . With reduced systematic errors, one will hopefully be able to distinguish between these scenarios.

7. Photon v_2

Another possible means to distinguish between jet quenching photons and the prompt photons is to measure the azimuthal asymmetry v_2 of the direct photons. Since jet quenching is sensitive to the reaction plane, i.e. there is more suppression out-of-plane than in-plane, we measure a positive v_2 for hadrons. Correspondingly, the photons produced in this mechanism should exhibit a negative v_2 . This, however, is another difficult measurement because one has to disentangle the v_2 from the photons originating from hadronic decays, which is positive. Figure 5 shows the measured v_2 for inclusive photons and for π^0 . In the region of interest ($p_T \sim 4$ GeV/c), the errors are very large. Again from Run 4, we hope to make this measurement with improved precision, and to higher p_T , in order to be able to deduce v_2 of the direct photons over a large p_T range.

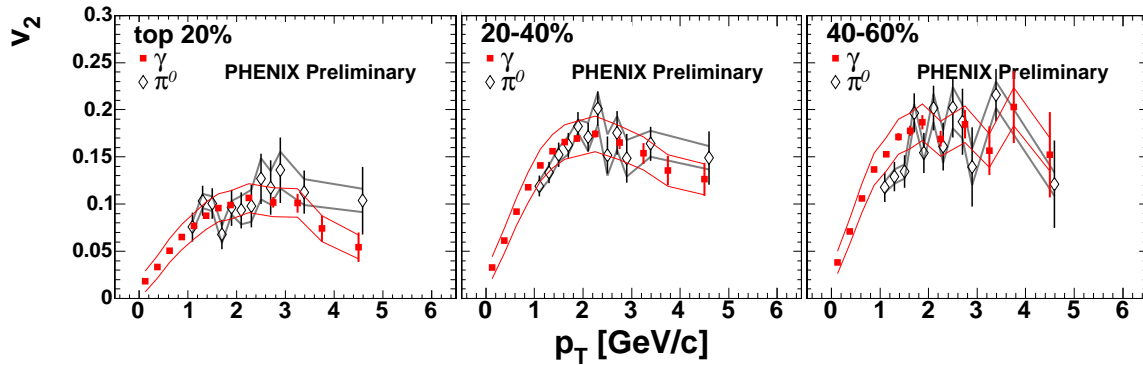


Figure 5. Azimuthal anisotropy v_2 as a function of p_T for inclusive, i.e. from all possible sources, photons (closed red squares) and π^0 (open black diamonds) [10].

8. Summary

PHENIX has measured direct photons up to $p_T \sim 10$ GeV/c in centrality bins of 10%. The yields of photons in excess of those from hadronic decays are consistent with a pQCD calculation and binary scaling for all centralities. A large suppression in central Au+Au collisions, as that observed for hadronic yields, is ruled out by the data. A modest suppression and/or enhancement cannot be ruled out with the current systematic errors. With the Run-4 data, we hope to reduce the systematic uncertainties on the direct photon measurement to be able to extract a thermal photon signal, if present. To help distinguish between different sources of direct photons, we also plan to make a measurement of the v_2 of direct photons over a large p_T range.

References

- [1] E.V. Shuryak, Phys. Lett. B**78**, 150 (1978).
- [2] S.S. Adler *et al.*, Phys. Rev. Lett. **91**, 072301 (2003).
- [3] M.M. Aggarwal *et al.*, Eur.Phys.J. C**23**, 225-236 (2002).
- [4] D. d'Enterria, nucl-ex/0403055 (re-analysis of p+p reference at $\sqrt{s_{NN}} = 17$ GeV).
- [5] S. Jeon, J. Jalilian-Marian, and I. Sarcevic, Nucl. Phys. A**715**, 795 (2003).
- [6] R.J. Fries, B. Müller, D.K. Srivastava, Phys. Rev. Lett. **90**, 132301 (2003).
- [7] M.M. Aggarwal *et al.*, Phys. Rev. Lett. **85**, 3595-3599 (2000).
- [8] J. Frantz *et al.*, J. Phys G**30**, S1003-S1006 (2004).
- [9] S. Catani, M. L. Mangano, P. Nason, C. Oleari and W. Vogelsang, JHEP **9903**, 025 (1999); Private Communication [arXiv:hep-ph/9903436].
- [10] M. Kaneta *et al.*, J. Phys G**30**, S1217-S1220 (2004).