

Track detector DEVIS for the double beta decay investigation

V. Artemiev, V. Belov, E. Brakhman, A. Karelin, V. Kirichenko,
O. Kozodaeva, A. Kuchenkov, V. Lubimov, A. Mitin, T. Tsvetkova,
O. Zeldovich

23 November 2004

Institute for Theoretical and Experimental Physics

Abstract

Detector DEVIS is TPC in the magnetic field. It is dedicated to the investigation of the double-beta decay of Xe. Setup sensitivity was estimated in the series of measurements with Xe with natural isotopes composition. Detector allows measuring two-neutrino double-beta decay of ^{136}Xe with half-life less than $3 \cdot 10^{20}$ years.

1 Introduction

Results obtained in the solar, atmospheric and reactor experiments are interpreted as the evidence of the neutrino oscillations and the existence of a small ($m_\nu > 0.045$ eV) neutrino mass. But absolute values of neutrino masses and their hierarchy cannot be determined solely from oscillation experiments. Experimental searches for the neutrinoless double beta decay enable to check up the law of lepton charge conservation, to define the neutrino mass nature (Dirac or Majorana) and to investigate the absolute scale of neutrino masses [1, 2]. Evidence of the observation of ^{76}Ge $2\beta 0\nu$ -decay [3] gave rise to a great discussion. Thus appears the necessity to check this result and its interpretation with other isotopes and with higher sensitivity.

A lot of new projects of the experiments with few tons isotopes are under consideration and development at present, for example GENIUS [4] with ^{76}Ge and EXO [5] with ^{136}Xe . The goal of the future experiments is to reach of the sensitivity $T \sim 10^{27-28}$ years and to a neutrino mass of the order $m_\nu < 0.05$ eV. However, for unequivocal definition on a neutrino mass (or limit on mass) the knowledge of a nuclear matrix element is necessary. There are many publications, devoted to theoretical calculations of the nuclear matrix elements both for $2\beta 2\nu$ and $2\beta 0\nu$ decay modes. Results differ more than 2 times. Therefore, experimental observations of $2\beta 2\nu$ -decay for different isotopes with maximal accuracy are extremely important. Possible test of the theoretical calculations has been proposed in [6]. Where it was stated that final test of the theoretical calculations can be accomplished if $2\beta 0\nu$ -decay of three (or more) isotopes will be observed.

^{76}Ge $2\beta 2\nu$ -decay was measured in the few experiments [7, 8], though some small disagreement exists. ^{136}Xe $2\beta 2\nu$ -decay is not observed up to now, so existing limits for half life time greatly differ, from $T \sim 10^{20}$ y to $T \sim 10^{22}$ y [9, 10, 11, 12, 13].

Large track detector DEVIS (DEtector VISualizing) is the Time Projection Chamber (TPC) in the magnetic field and it is operating at ITEP [14]. The first goal of the experiment is the investigation of ^{136}Xe $2\beta 2\nu$ -decay.

2 Setup description

Schematic view of the setup one can see on the Fig. 1. TPC is placed at the magnet with diameter 5.5 m. Magnetic field can be changed in the range 0.5 – 1.0 kilogauss with homogeneity not worse than 2%.

Source of 2β -decay is ^{136}Xe , located in the central part of TPC, separated by thin mylar films (50 mkm) out of two adjacent parts, filled by methane. Detector is operating at atmospheric pressure. TPC detector has two drift sections, upper and lower (high voltage drift electrodes are located on the upper and lower plates). Uniformly distributed potential from 35 kV to 0 kV is fixed on the all-lateral surfaces (including

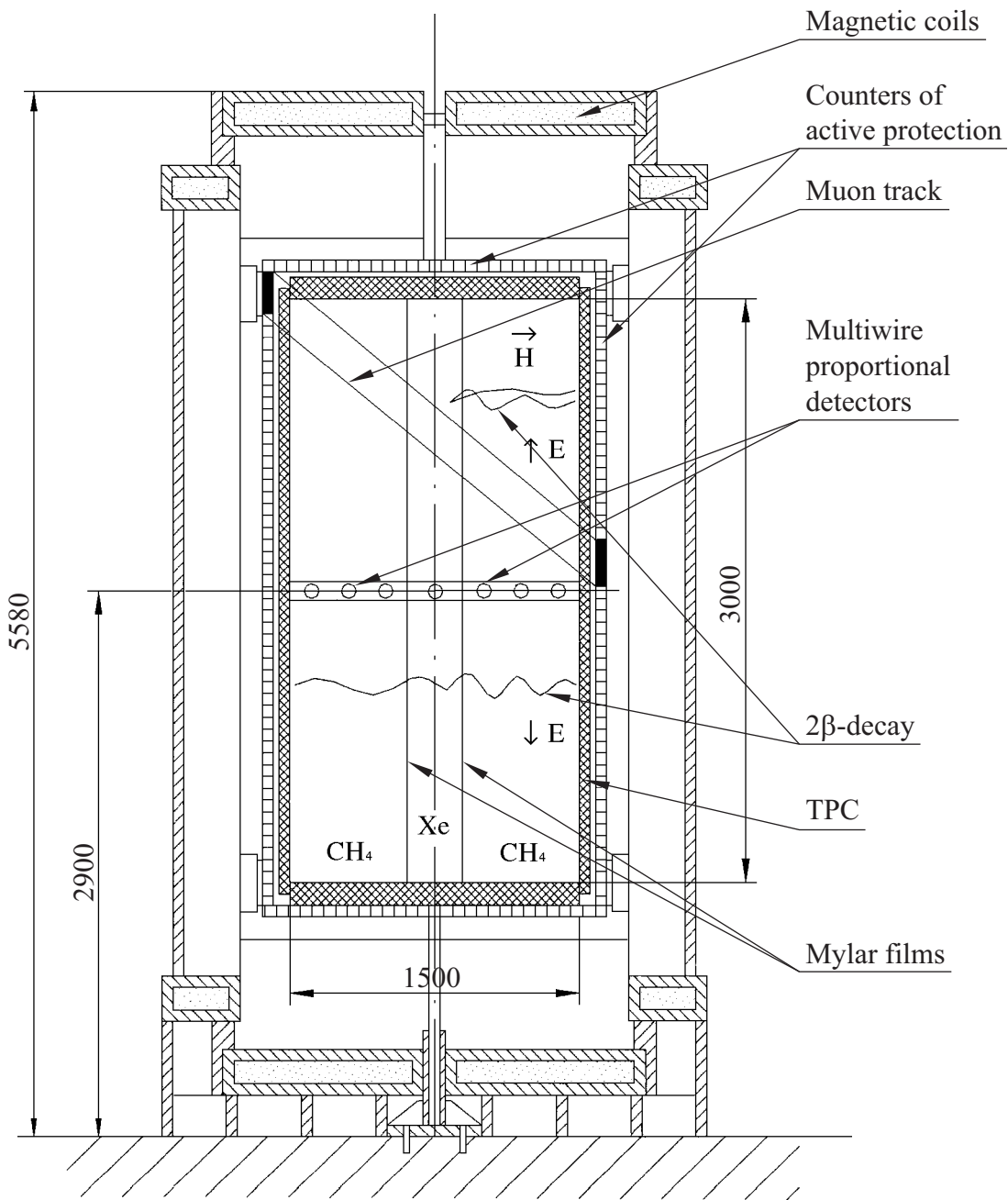


Figure 1: The schematic view of the setup

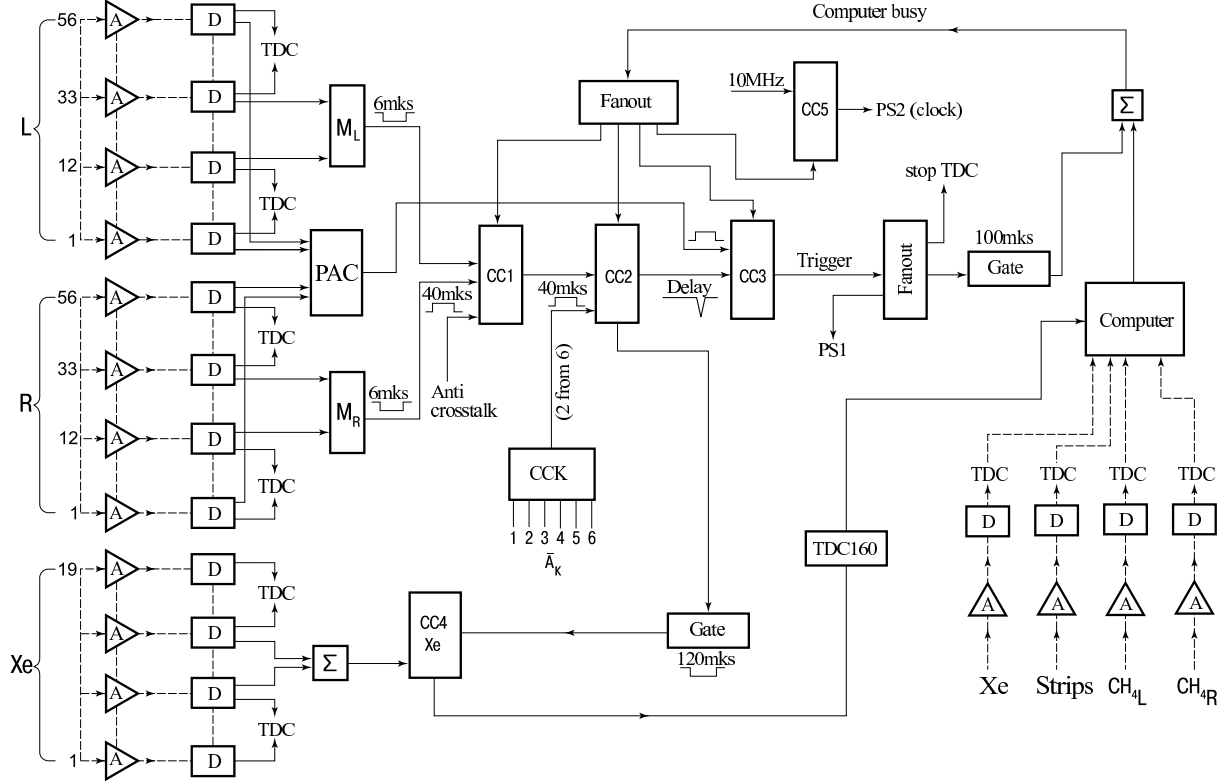


Figure 2: Scheme of the trigger and recording electronics

mylar films) using special electrodes, creating the homogeneous electric drift field. Ionization from passed charge particles in the gas is drifted in direction of an electric field to the proportional chambers, arranged in the center of TPC.

Three multiwire chambers (for each gas volume) have two rows of sensitive wires registering the events in the upper and lower drift sections. Signals from two sensitive wires (the upper and the lower) are summarized on the input of preamplifier. Detector has $2 \cdot (56 + 56 + 17)$ sensitive wires. Additional readout from stripes (cathode wire electrodes formed 45° related to the sensitive wires) is made for methane volumes [15].

The coordinate measurements are carried out with TDC (Time Digital Converter) with number of the sensitive wire being coordinate along the magnetic field while the drift time being the coordinate along the electric field. The trajectory of the electron in magnetic field has a spiral form. Therefore in the basic projection (number of sensitive wire – drift time) track looks like a sinusoid, and in the additional projection (number of cathode strip – drift time) like a cycloid. The momentum and motion direction are defined by fitting of the trajectory.

3 Electronics

Block scheme of the trigger and recording electronics one can see on Fig. 2. Signals from preamplifiers of sensitive wires and cathode strips [A] with 13 m cables go to discriminators [D] with threshold 30 mV (15 mV) with standard NIM (0.7 V) output. The discriminator can work in three modes: duration above threshold, formation of the duration, start and end of the signal from the wire or strip. We mainly used duration above the threshold mode. Thus duration on an output of the discriminator corresponds to the duration of a signal exceeding the threshold. Dead time of the device was equal to 60 ns. Discriminators have two outputs. Each wire and strip was connected to TDC using twisted pairs and the time of each hit from wires or strips was fixed. Other outputs from discriminators of sensitive wires were used to form trigger. Parameters of TDC (full time of TDC circle – 80 mks, one bin – 20 ns) were chosen to minimize the errors in spatial resolution due to electronics, compared to errors by multiple scattering

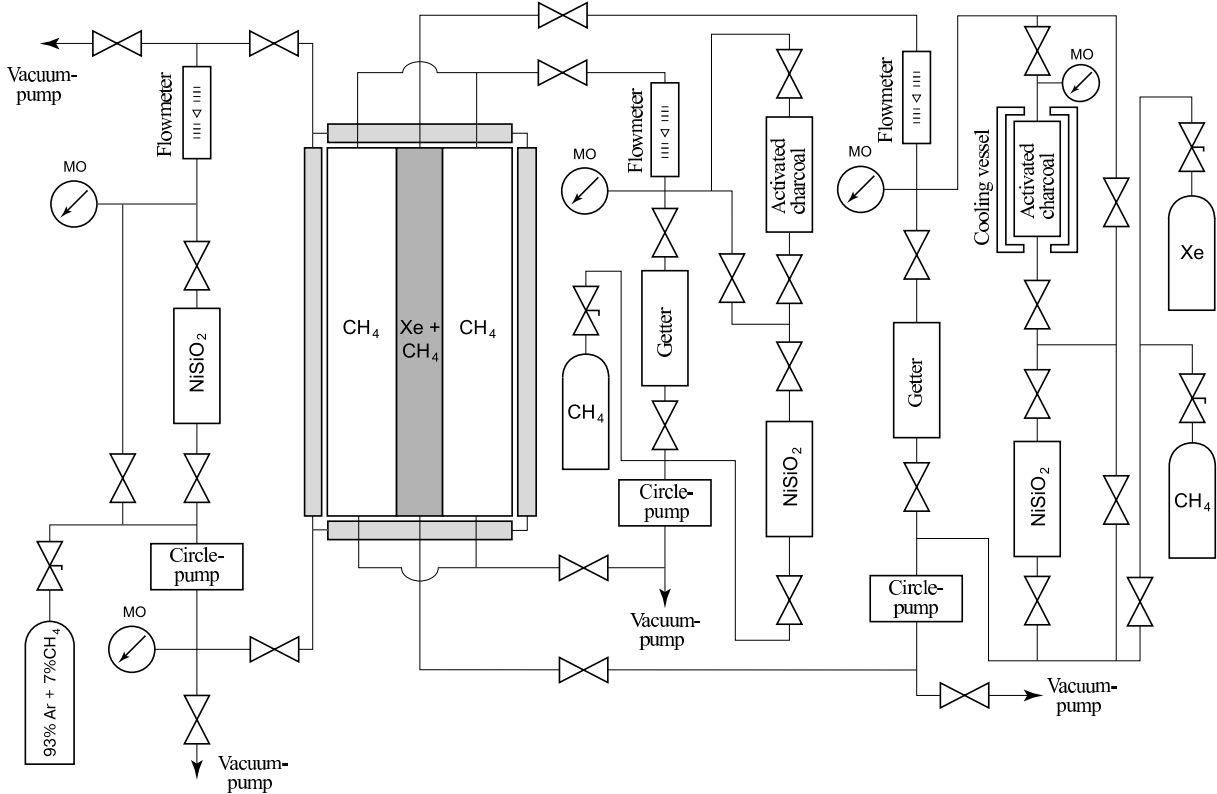


Figure 3: Gas supply system

and diffusion. Since it is unknown when an event happens the setup worked in mode “RUN”. The clock generator was started by computer, and stopped by trigger. Trigger started information recording from TDC to computer. The signal “Fast Dump” [FD] cleared the memory of all TDC if trigger did not occurred during 320 mks, 4 cycles of TDC. FD was blocked if it was coincided with trigger, so we had not losses due to FD. On the first stage we used 320 TDC blocks [16].

The basic part of trigger electronic consists of two trigger processors M_L and M_R connected to left and right volumes of TPC. The trigger signal from processor arises, when more than 20 sensitive wires from 32 wires on the inputs of $M_{L,R}$, coincide in the 6 mks gate. This time corresponds to the size of the sinusoid track and drift velocity in the CH_4 volume. The signals from M_L and M_R coincide at the scheme [CC1]. At the first stage we used as a trigger coincidences between 4 fixed wires (2 wires from both left and right CH_4 volumes). Use of the processors increased the trigger efficiency from large drift distance because the register efficiency of separate sensitive wires is equal to 85–92% depended on drift pass.

A signal from another processor [PAC] arising for events with many tracks in methane volumes included as anti-coincidence to the basic trigger [CC3]. Usage of this processor allowed skipping directly in the trigger a part of events with many tracks, thus we reduced the time of data read-out from TDC and increased an alive operating time of setup up to 85%. Signals of counters of the active protection CCK from charge cosmic radiation were also included in anti-coincidences to basic trigger [CC2]. The description of active protection is resulted in part 5.

At an initial stage we selected events with 2 electrons, directed in the different sides. The rate of triggers was 45/s.

4 Gas supply system

As TPC detector consists of three separate not pumped out volumes operating at atmospheric pressure filling with working gases and maintenance of necessary purity of gases appeared difficult enough. Gas supply system consists of 3 separate cycles (see Fig. 3):

1. Methane cycle — for two large side volumes, in sum about 10 m³,
2. Xenon cycle — for central target volume of 2 m³,
3. Subsystem for the proportional counters of active protection from cosmic radiation.

Two methane volumes were filled by gradual replacing of air with methane, at the first stage by pumping-out with submission of methane, then by flowing up of necessary quantity of volumes.

Filling of central target part with mixture Xe + CH₄ was essentially more difficult problem, because Xe (even with the natural composition of isotopes) is a very expensive gas so flowing up becomes impossible. The technique with the chemical reaction described in [14] was used. First, the central volume was filled by CO₂. Then CO₂ gas was absorbed in special reactor with alkali (NaOH) with a compensation of the pressure decrease by (Xe + CH₄) mixture. It was necessary to use the admixture of methane to increase the drift velocity as such in pure Xe at our drift field $V_{dr} = 0.233$ kV/cm was too small. The gas composition was controlled in all volumes by chromatograph AXT-002-01 (Russian) with accuracy $\sim 2\%$.

After filling the volumes the gas purification is provided in the closed cycles. To have high efficiency for large ($L \sim 1.0 - 1.5$ m) drift distances deep purification of the working gases from electronegative impurities (O₂ and H₂O vapor) is necessary up to a level better than 10 ppm. Reactors with Ni/SiO₂ adsorbent used at the early stage possess fine purification properties, but should be used at high temperature $\sim 100^\circ\text{C}$. At such temperature the small part of methane dissociates and hydrogen appears in the detector volumes what could noticeably change the drift velocity. But the main lack of this adsorbent is that it contains the big admixture of ²³⁸U and ²³²Th. So the isotopes ²²⁰Rn and ²²²Rn appear in the detector due to diffusion from a reactor. The decay of their daughter isotopes ²¹⁴Bi and ²⁰⁸Tl could imitate the events of double beta decay.

We investigated various getters from the point of view of their cleaning properties, capacity on O₂ (it was necessary to purify large volumes of the gas 10 – 12 m³) and the diffusion of Rn isotopes. A getter of the active metals alloy was developed specially for us at the Institute of Chemistry and Technology of Organic Compound. Two reactors for methane and xenon volumes operating at room temperature were prepared. Using of new reactors allowed to reduce Rn concentration more than in 50 times. Calibrating measurements are described below in Section 10.

Gas electronegative impurities were controlled using amplitude measurements with the radioactive source ⁵⁵Fe located in windows in lateral TPC wall on drift distances of 24 and 129 cm [14], and by the trigger rate of setup during measurements.

5 Active protection from charged cosmic particles

TPC is surrounded by the gas proportional counters of active protection from cosmic radiation on all sides. Counters were made of aluminum pipe square cross-section 6×6 cm² with 50 μm central wire. The length of counters varies from 1.5 up to 3.5 m. Four in fold joins them in groups with one amplifier per fold. Total active surface of 6 panels of counters is ~ 40 m². The counters are pumped and filled by CH₄/Ar mixture and works 3 months without purification, then gas changes. The counters efficiency checked with the aid of the radioactive source ¹⁰⁹Cd was not worse than 92%. All 6 panels are included in the coincidence scheme CCK (see Fig. 2). It gives out a veto signal veto on full time of drift in methane in case of signals from any two panels after cosmic particle passage through TPC. In addition, the separate segments of protection register μ -mesons crossed Xe-volume also giving a veto signal in the trigger and registering in TDC. Such including gave the additional suppression of events concerned with cosmic particles. Accidental coincidences are equal 4% and are controlled regularly.

6 Determination of the drift velocity

To know the drift velocity in methane volume is necessary to calculate the electron kinetic energy using a form of the trajectory. The knowledge of drift velocity in Xe volume is necessary, because the time difference in CH₄ and Xe volumes defines the coordinate on drift distance and also for restoration of event vertex.

Measurements of the drift velocities and checks of its dependence on drift length are carried out using the cosmic trigger. We look for cosmic particles (for example, coincidence of the counters pointed on Fig. 1) crossing the volume of TPC. The delay time of each sensitive wire depends on drift distance at

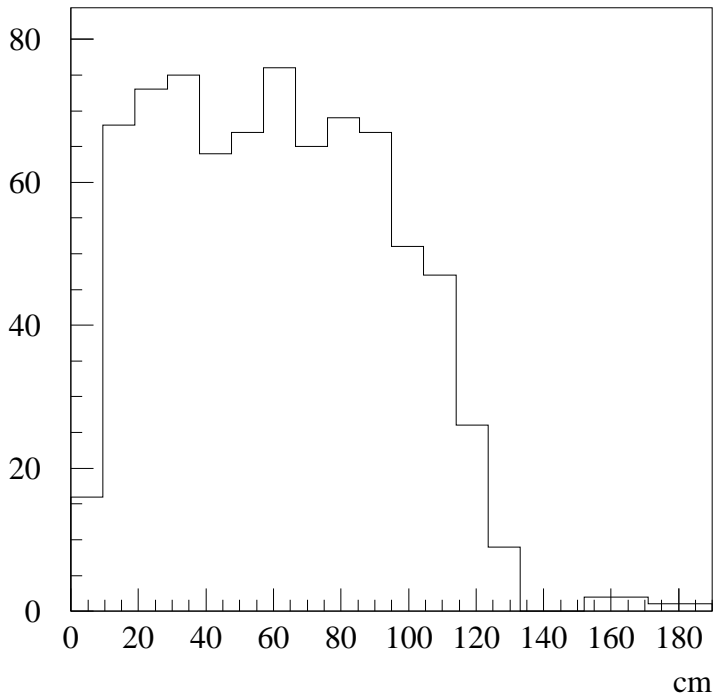


Figure 4: Example of events distribution along drift

known cosmic trigger. The centers of the delay time distributions for all sensitive wires approximate with a straight line well. The inclination of a straight line gives drift velocity as the distances between wires are fixed. To test this measurement we also use the time distributions for the central wires in CH_4 , because we know the drift distance at fixed trigger (with not so good accuracy). The drift velocity in CH_4 coincides for both cases and equals $W_{\text{CH}_4} = 4.0$ cm/sec. It weakly depends on small admixture of nitrogen in volume (accumulated from the atmosphere) and was measured regularly during the runs. Changes were not more than 10%. The drift velocity in Xe is determined from time distribution for central wire in Xe volume in case of the cosmic trigger and ranges within 1.8 – 0.9 cm/sec with Xe concentration.

The difference in drift times in CH_4 and Xe volumes determines the absolute event coordinate along an electric drift field

$$L[\text{cm}] = (T_{\text{Xe}} - T_{\text{CH}_4}) \cdot (w_{\text{CH}_4} \cdot w_{\text{Xe}}) / (w_{\text{Xe}} - w_{\text{CH}_4})$$

and is fixed on TDC. At the correct work of the detector the times (coordinates) should be distributed uniformly. Distribution of this difference between drift times in CH_4 and Xe volumes is resulted on Fig. 4. Such distributions are checked few times in a day and allow watching the TPC condition. One can see that small efficiency fall takes place along the drift.

7 Expositions with Xe and test measurements

A few measurement series were made using different Xe concentration with the natural isotope composition for the optimal quantity of Xe determination. TPC showed good stability with 50% concentration of Xe and small (4%) admixture of iC_4H_{10} in order to cancel the “excitation” of Xe wires. On the other hand Monte-Carlo simulations of the TPC efficiency for 2β -decay showed the weak dependence on Xe concentration. So our measurements were made with the following gas composition: Xe (50%), CH_4 (46%), iC_4H_{10} (4%). Such concentration corresponds to 5 kg of Xe in central part TPC. Drift velocity in the central volume decreased up to 0.9 cm/mks. So to determine the coordinate along the drift pass (measuring of the drift time difference in CH_4 and Xe volumes) special block TDC with total time of 160 mks was used.

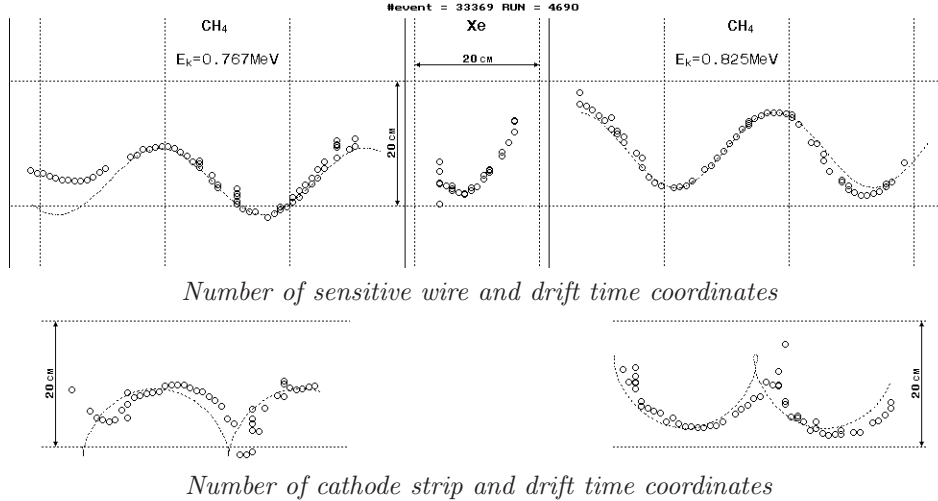


Figure 5: Example of 2β -event

During 1000 hours of the exposition broken into two intervals of 515 and 485 hours because of failure with a high-voltage cable (10 kV supply of transformers for the sources of the stabilized current for a magnet) about 10^{10} triggers were recorded.

Additional expositions with a radioactive source ^{207}Bi for determination of the energy resolution and checking of the efficiency on-line programs were also made.

In other runs with enlarged Rn isotopes concentration in the central volume of the detector (reactors Ni/SiO₂ used) we checked up the quality of the new reactors and correctness of work both off-line and modeling programs (see Section 10) simultaneously.

Reduction of the Rn concentration by a factor of 50 due to use of reactors on the basis of an alloy of metals resulted in the number of double events reducing only 6 – 8 times. At this level it became clear that an additional source of events with two electrons was the cosmic particles crossing the dead zones in Xe volume. Active protection from charged cosmic was reinforced with few new fold cosmic counters. It decreased quantity of double events by 1.5 times.

The large statistics of events from lateral covers without a direction selection has been recorded for the determination of the efficiency of separate sensitive wires in CH₄ and Xe volumes depended on drift distances. The efficiency appeared to be high enough, except for nearest to mylar films and to lateral covers wires. These results were used in Monte-Carlo calculations.

8 Selection of 2β -decay candidate events

Events with electrons escaped from Xe in the two different sides in the right and left volumes filled with CH₄ are selected. Such selection twice reduces efficiency of the detector to 2β -decay, but considerably simplifies procedure of events distinguishing as it is not required to disentangle electron tracks escaped in one side.

Projection of a track in number of a sensitive wire and drift time coordinates is sinusoid, while in number cathodic strip and drift time coordinates is cycloid as cathodic strips are located under 45° angle to sensitive wires. The loop or narrow part of cycloid is directed in specific direction related to drift depended on a motion direction of the electron. So one can select the electrons escaped from Xe volume or from lateral covers. Events candidates in double-beta decay had two electrons from Xe volumes.

The on-line program uses two simple algorithms for events distinguishing. First one for selection of single tracks is restriction on number of hits N in each of methane volumes $30 < N < 100$ on 56 sensitive wires. Second one is fast algorithm for determination of an electrons direction. In a time window related the trigger it is determined as $T_{av} = (T_{max} + T_{min})/2$, where T_{av} is average time, T_{max} , T_{min} – maximal and minimal drift times for each of methane volumes. Then for each methane volume in this time window the numbers of cathode strip hits above and below this average drift time are calculated. If the number of strip hits above T_{av} exceeds number of strip hits below T_{av} it is considered that the narrow part of

cycloid (loop) is directed downwards to drift that corresponds to one electron direction and in the other case to the opposite direction. Such simple algorithms have reduced the detector rate from 45 event/s after the electronic trigger up to 2.2 event/s. The factor of background suppression at this stage is equal to 20. The example of 2β -event is presented on Fig. 5.

After on-line program's procession the information is stored on a disk and the further off-line analysis of events is proceeded. Further this rate has been additionally reduced by $\sim 30\%$ by removal of the events with an additional track in methane volume (3-rd track), by more careful fitting and by removal of events with large energy cosmic particles (straight tracks).

Residuary events passes full fit in both number of a sensitive wire and drift time coordinates and in number of cathode strip and drift time additional coordinates. It should be noted that fitting programs used only tracks in methane volumes. In the basic coordinates a projection of electrons tracks in each methane volume is fitted by function

$$z = A + \rho_L \cdot \sin \theta \cdot \sin \left(\frac{x}{\rho_L \cdot \cos \theta} + \varphi \right),$$

with four parameters, where x is coordinate along which number of a sensitive wire varies and z is coordinate along drift. In this case θ is the angle between a momentum of the electron and a magnetic field, ρ_L is Larmor radius, A is the mean line of a sinusoid and φ is a phase of a sinusoid. It is supposed that the momentum and corresponding Larmor radius of electron in methane volume changes weakly. Losses in 60 cm of CH_4 gas make tens keV, and momentum of electron from the double beta decay is in a range from 100 keV up to 2 MeV. To take into account multiple scattering in methane two breaks on a trajectory are supposed during the fitting with Larmor radius being the same but angles θ and φ changed. This is especially essential for low energies when scattering grows. With one break the number of fitting parameters grows up to 8, with two breaks — up to 12 for 56 points of the data in each of methane volume. Software package of minimization MINUIT and software package HBOOK from library of programs for processing of physical measurements from CERN [17] were used in fit.

Since cathode strips are directed relative to sensitive wires under 45° the coordinate along which varies number of a cathodic strip is $y_{st} = (x + y)/\sqrt{2}$, where x is earlier coordinate along which number of a sensitive wire varied, and y is coordinate along this wire. Taking into account that projections of a electron trajectory are sinusoids in coordinates z , x and y , x are displaced on an angle $\pm\pi/2$ depending on a direction of electron movement, we obtain within a constant

$$y_{st} = \left(x + \rho_L \cdot \sin \theta \cdot \sin \left(\frac{x}{\rho_L \cdot \cos \theta} + \varphi \pm \frac{\pi}{2} \right) \right) / \sqrt{2},$$

the equation of two cycloids with loops directed upwards or downwards depending on a sign prior $\pi/2$. A constant responsible for shift of all cycloid along the y_{st} axis is obtained at fitting events in coordinates number of a strip, coordinate along the drift.

From two hypotheses of a direction of electron the one with the best χ^2 is chosen. On Fig. 6 experimental points and fit for the candidate of 2β -decay event when two electrons escaped from Xe to the left and right methane volumes are shown. Below is presented only one of the cycloids corresponding to the correct for the candidate in 2β event electron direction and on the right side the loop of a cycloid is directed upwards while at the left is directed downwards. Projections of a trajectories of the each electron in number of a sensitive wire and drift time coordinates (and number of a cathode strip and drift time coordinates) are fitted separately. Spatial precision along drift at sensitive wires and cathodic strips differs. The signal amplitude from a cathodic strip is 6 times less than that from a sensitive wire and on one cathode strip there can be added signals from several wires, this led to shift of the time.

As a result of work of the fitting program the quantity of events had decreased from 2.2 events/s up to 40 events/hour, i.e. the factor of suppression of a background at this stage (it is mainly electrons from lateral covers) is ~ 200 . Then events are reviewed visually analyzing information from both CH_4 and Xe volumes.

For determination efficiency of the fitting program the additional runs with the increased concentration of ^{222}Rn in Xe volume were used where events with two electrons with a vertex in Xe arose from decay of ^{214}Bi — daughter nucleus from ^{222}Rn chain. All of the recorded data were viewed without work of fitting programs and after their work. Efficiency of the fitting and direction definitions programs is $\sim 70\%$ for events with two electrons (see Section 10).

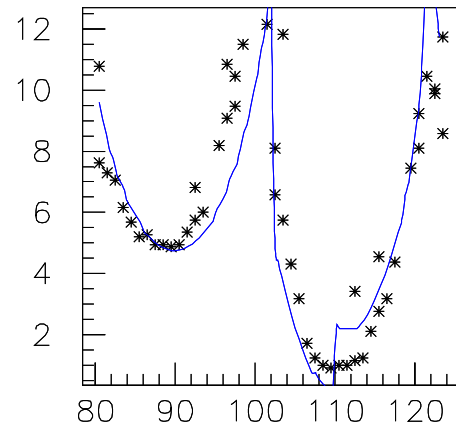
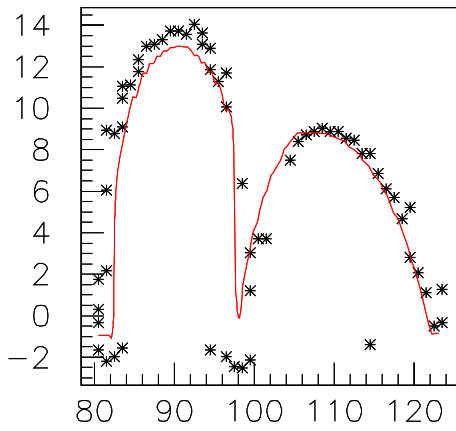
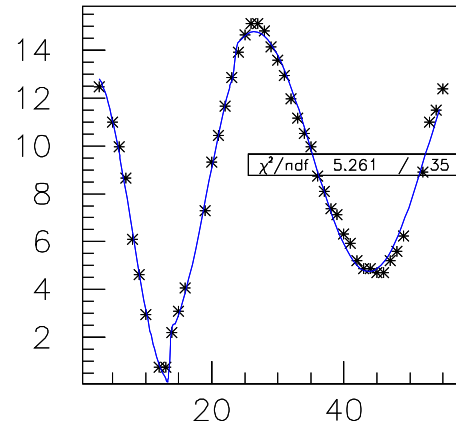
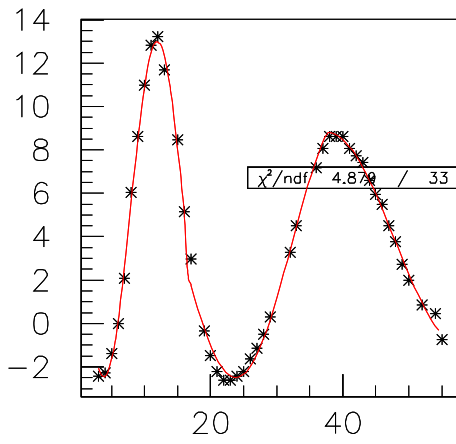


Figure 6: Experimental points and fit of 2β -event

Table 1: Efficiency (%) and product of efficiency and Xe mass (arbitrary units) for $2\beta 2\nu$ and $2\beta 0\nu$ decay

Xe, %	20	40	50	60
$\varepsilon(2\nu)$	1.50	0.98	0.79	0.64
$\varepsilon(2\nu) \cdot m$	0.30	0.39	0.395	0.384
$\varepsilon(0\nu)$	12.3	10.8	9.9	9.3
$\varepsilon(0\nu) \cdot m$	2.46	4.32	4.95	5.58

9 Calculation of the efficiency by a Monte Carlo simulation

The basic tool of the software for Monte Carlo simulation development is package GEANT (versions 3.21) from CERN library [17].

On the basis of this package the program model of the detector was built. It includes the exact geometry of the detector, the full trigger and the emulation of the on-line events selection. Simulation results in a file formatted completely identically to the data received in real experiment. Then this file is analyzed in the same way as the experimental data.

Crossing sensitive wires and strips of the detector forms in perpendicular to drift plane a matrix of virtual cells, such that in each of them there is a part of one wire and one strip. According to the borders of these cells the track of the charged particle breaks into slices. For each of them the drift distance is recalculated to drift time taking in account diffusion, displacement in a magnetic field and efficiency of wires. Received times are written in the corresponding channels of wires and strips. The real hardware restrictions are taken into account when final times are obtained and transferred to the further processing. Direct viewing of the events generated in the simulation has not revealed appreciable differences from real ones.

Efficiency of the detector has been determined using simulation depending on Xe concentration. Product of efficiency and number of Xe atoms is the value, which is used to obtain the half-life. It shows weak dependence from Xe concentration. The results of modeling are listed in the Table 1.

Efficiency for $2\beta 2\nu$ -decay at chosen 50% Xe concentration $\varepsilon = 0.79\%$, while for $2\beta 0\nu$ -decay $\varepsilon = 9.9\%$ at work with both drift sections. Small efficiency to $2\beta 2\nu$ -decay is connected with too soft electrons spectrum and small probability for electrons to escape from Xe volume and to give the trigger.

10 Detector calibration

A separate measurements were made to check existing programs modeling correctness and to determine efficiency of on-line programs. We used a radioactive source ^{207}Bi , which conversion electrons have energy 0.481 and 0.987 MeV and lay at energy region of the electrons of ^{136}Xe double beta decay. The intensity of a radioactive source ^{207}Bi was calibrated with the aid of NaI(Tl) detector. The only change in selection of events during the work with a radioactive source consisted in changing selection by a direction to search events with electrons moving from a source through the detector. To reduce background it was used the fact that position of a radioactive source is known. Events in the window on the strips corresponding to position of a source with a correct value of the time difference of signals in CH_4 and Xe volume ('a methane-xenon difference') were chosen. Measurements with the detector were carried out for two positions of the source: near drift (drift distance of 24 cm) and far drift (distance of 129 cm).

Efficiency of registration differed $\sim 1\%$ from the modelling data for near drift and $\sim 10\%$ for far drift. Such discrepancy can be explained by 'cancellation' of a source by a background (double tracks) and for far drift the additional contribution is brought with distortions of a drift field at the large drift distances.

To calibrate the detector and to check all procedures of event selection and Monte-Carlo simulation of detector work the additional run ~ 17 hours of live time was made. In this run Xe cleaning was carried out by Ni/SiO₂ reactor resulting in ^{222}Rn diffusion from the reactor to TPC that produced two-electron events with a vertex in Xe volume due to ^{214}Bi decay — a daughter nucleus of ^{222}Rn chain.

Quantity of Rn atoms in Xe was determined by measurement of the delayed ($\beta - \alpha$) coincidences from decay of a cascade $^{214}\text{Bi} \rightarrow ^{214}\text{Po}$ with characteristic time $T_{1/2} = 164$ mks (a half-life of ^{214}Po). Since sensitive wires worked in a proportional mode, α -particle with energy ~ 8 MeV was selected by

the amplitude. We used special TDC, operating in the mode “START” with full time 1.6 ms. TDC was started by electron escaped from Xe volume in one side — β and stopped by a signal with the large amplitude in Xe — α . Distribution on the arrival time of a signal α answered to a half-life ^{214}Po . Measurement of such coincidences after cleaning Xe volume by Ni/SiO₂ reactor during 1.5 hours gave number of coincidences $N_{\beta-\alpha} = (527 \pm 32)/\text{h}$ and when used the reactor on the basis of active alloys $N_{\beta-\alpha} = (10.7 \pm 4.3)/\text{h}$. Measurements were carried out during 1.29 and 9.25 hours. Reduction of the $N_{\beta-\alpha}$ number with time corresponded to a half-life time of ^{222}Rn $T_{1/2} = 3.8$ days. The similar method was used to determine the Rn concentration in CH₄ volume.

Efficiency to $\beta - \alpha$ coincidences was calculated by Monte Carlo method using full geometry and imitation of work of programs and was $\varepsilon = 4.0\%$. Taking into account the efficiency concentration of Rn in Xe volume was equal to $N(\text{Rn})/N(\text{Xe} + \text{CH}_4) = 3 \cdot 10^{-20}$ working with getter Ni/SiO₂ and $0.6 \cdot 10^{-21}$ using new getter from the active metal alloy.

Efficiency for 2β -events from ^{214}Bi decay has been calculated too, assuming that after decay of daughters Rn ions ^{214}Bi [18] was formed and fixed on charged films separating gas volumes. Full enough cascade of decays ^{214}Bi [19] has been used to simulate the events with two electrons that can mimicry the 2β -decay. These events appeared as β -decay of ^{214}Bi with the subsequent emission of the second electron due to internal conversion or a birth of Compton or Möller electron inside Xe-volume. Both electrons escaped to CH₄-volumes and gave the trigger.

In 17 hours exposition 109 2β -events were found. Having concentration of ^{222}Rn determined from the delayed $\beta - \alpha$ coincidences in view of registration efficiency of events from ^{214}Bi one could expect 119 2β -events. Observed and expected number of events coincided sufficiently well, that gave some confidence of the correctness of all selection procedures.

11 Visual selection of events

After off-line processing resulted files were viewed visually. Selection was carried out by the following criteria.

1. Events with a wrong direction of the electron (from a lateral cover) were thrown out. A great bulk made such events. The fitting program usually made mistakes due to presence of the additional hits (sparks) in wires and in strips, and due to the distortion of the tracks as a result of scattering and distortion of the electric drift field near the mylar films. Strengthening of selection criteria led to the further loss of efficiency.
2. Events with additional tracks in any of methane volumes both in top and bottom were thrown out. Events of (1 + 2) types were $\sim 36/\text{h}$.
3. Events with two or more tracks in Xe-volume and events when the track in Xe was absent ($\sim 1/\text{h}$) were thrown out also.
4. Events with a seen track of a cosmic particle in any of volumes were thrown out ($\sim 3/\text{h}$).

Double viewing of the whole material was made. The efficiency of viewing was close to 100%. After visual viewing there were 954 events. In addition 45 events have been removed from the two-electron events sample with small quantity of the worked wires. Events with actuated wires in Xe volume $N_{\text{Xe}} < 5$ out of total 17 sensitive wires were thrown out. In CH₄ volumes actuation of $N_{\text{CH}_4} > 14$ wires out of 30 nearest to Xe was required. Efficiency has not decreased practically, but events with severely different number of actuated wires in L and R volumes have been removed, that most likely was connected to accidental coincidence in drift of the left and right tracks.

909 events recorded during 1000 hours remained for the analysis.

12 Results

Distribution along the drift of remaining 909 2β -events showed substantial growth of the number of the events from small drift distances. This distribution differed from the same distributions after on-line (see Fig. 4) and off-line processions. Similar concentration of events was observed for the events concerned with ^{214}Bi decay (see Fig. 7). We assume that these events can be concerned with an interaction of the

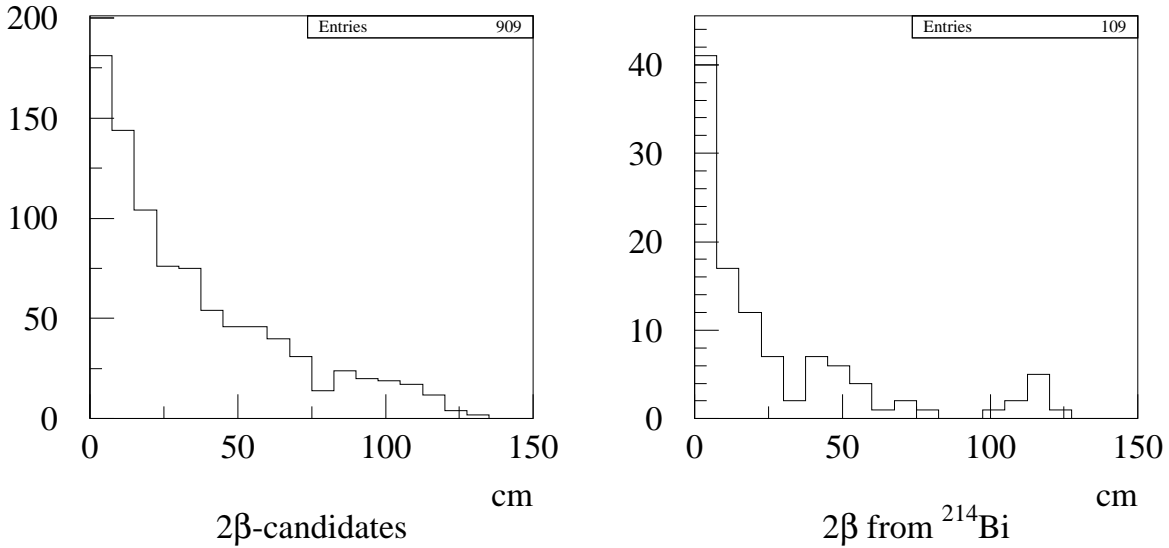


Figure 7: Distribution on drift distance for 2β -events

cosmic particles in multiwire detectors frames and also with possible concentration growth of ions ^{214}Bi near the detector as a result of diffusion Rn from a frame's material. Events from small drift distances with the corresponding corrections of efficiency have been thrown out. Number of 2β -candidate events was reduced more than twice while efficiency decreased only by 10%.

Energy spectrum of the single electron for 2β -candidate events was more rigid than spectrum of Monte-Carlo events passed full processing. Therefore, energy restrictions were chosen according to Monte Carlo distributions.

On Fig. 8 distributions of energy for each electron and total energy of two electrons for $2\beta 0\nu$ and $2\beta 0\nu$ Monte-Carlo events are presented.

Energy cuts for each electron $E_{L,R} < 1$ MeV for $2\beta 2\nu$ decay (see Fig. 8) were introduced with small efficiency loss. Assuming the same statistics to be obtained during an exposition with ^{136}Xe and all 254 remaining events to be background we estimate sensitivity of the detector in 1000 measurement hours as $T_{1/2}(2\beta 2\nu) > 2.7 \cdot 10^{20}$ years.

To estimate sensitivity for $2\beta 0\nu$ decay energy cuts $0.4 < E_{L,R} < 1.4$ MeV for every electron energy and for the sum energy $1.4 < E_L + E_R < 2.4$ MeV were used. Such wide interval for the sum energy was used because the electron energy was measured in the methane volumes and losses in Xe were not taken into account. Further measurement of ionization losses in Xe volume and corresponding narrowing of an interval for the two-electron sum energy is planned. With such cuts there were 152 events, that led to limit estimation $T_{1/2}(2\beta 0\nu) > 5.3 \cdot 10^{22}$ years for 1000 measurement hours.

13 Conclusion

In the near future the exposition of TPC detector with ^{136}Xe will be started. Sensitivity of setup can be increased using both the top and bottom drift sections. The results discussed were obtained with half of detector (only the top drift section). Measurement ionization losses will give additional criteria in suppression of background events. Including the second half of detector, measurement of ionization losses in Xe and increase of measurements time will allow to improve results.

Authors are grateful to M.V.Danilov for constant interest, support and discussion of results and possible ways of their improvement. Work is supported by the grant of the Russian Basic Research Fond 02-02-16481.

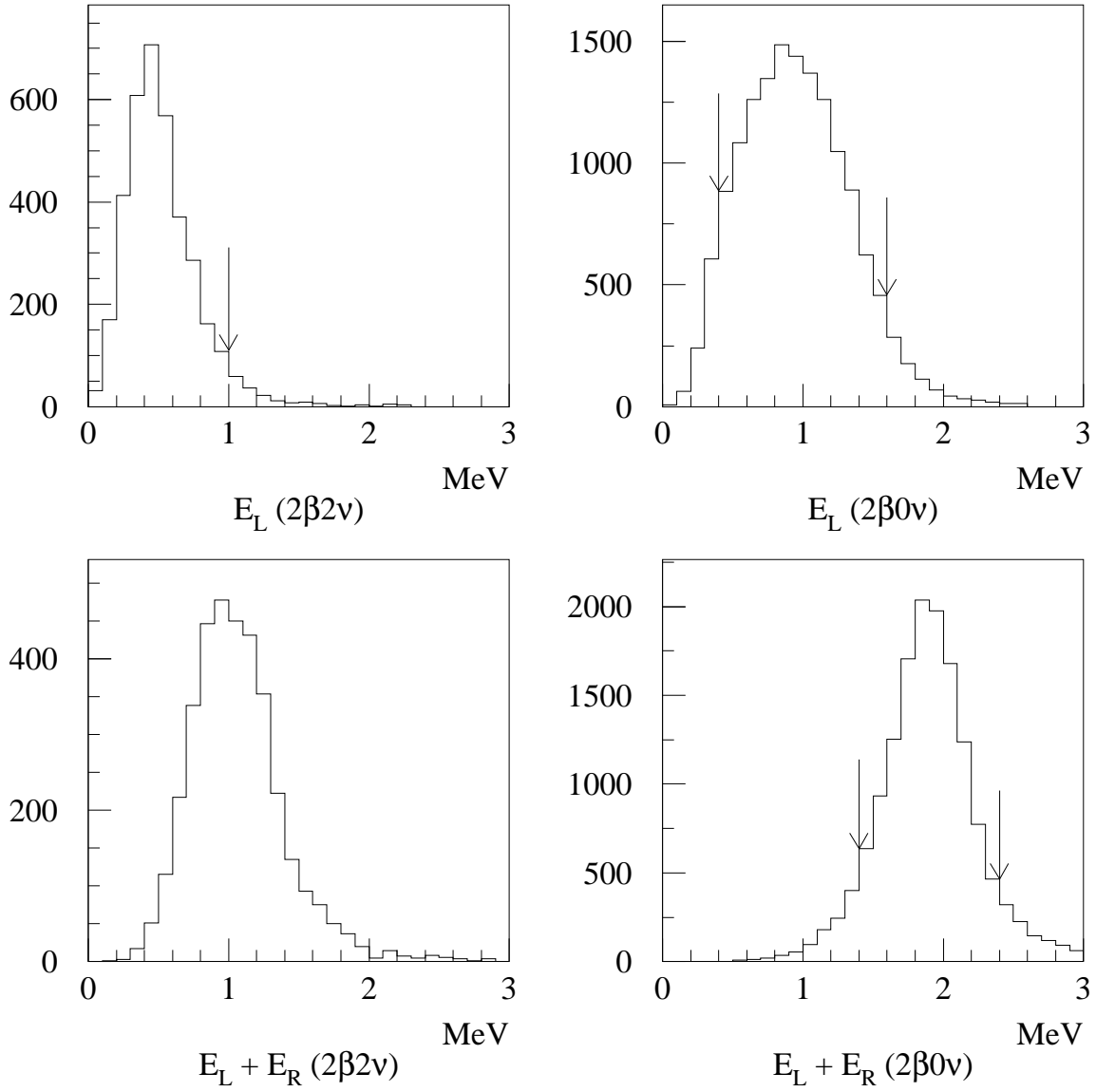


Figure 8: Distribution on single electron energy and on sum energy of two electrons for Monte-Carlo events

References

- [1] S. R. Elliot, P. Vogel, *Ann. Rev. Nucl. Part. Sci.* **52**, 115 (2002).
- [2] S. M. Bilenky, hep-ph/0403245.
- [3] H. V. Klapdor-Kleingrothaus, A. Dietz, H. L. Harley, I. V. Krivosheina, *Mod. Phys. Lett.* **A16**, 2409 (2001).
- [4] H. V. Klapdor-Kleingrothaus, M. Hirsh, *Z. Phys.* **A359**, 361 (1997).
- [5] M. Danilov, R. De Voe, A. G. Dolgolenko *et al.*, *Phys. Lett.* **B480**, 12 (2000).
- [6] S. M. Bilenky, S. T. Petkov, hep-ph/0405237.
- [7] C. E. Aalseth (IGEX Coll.), *Nucl. Phys. (Proc. Suppl.)* **B87**, 236 (1999).
- [8] M. Bakalyarov (Heidelberg-Moscow Coll.), *Phys. Rev.* **D55**, 54 (1997).
- [9] V. Artemiev, E. Brachman, M. Ivanovsky *et al.*, *Phys. Lett.* **B280**, 159 (1992).
- [10] J.-C. Vuilleumier, J. Busto, J. Farine *et al.*, *Phys. Rev.* **D48**, 1009 (1993).
- [11] R. Luescher, J. Farine, F. Boehm *et al.*, *Phys. Lett.* **B434**, 407 (1998).
- [12] R. Bernabei (DAMA Coll.), *Nucl. Phys. (Proc. Suppl.)* **B110**, 88 (2001).
- [13] Yu. Gavriljuk, A. Gangapshov, V. Kuz'minov *et al.*, *Yadernaya Fizika*, Intern. Conf. On Non-Accelerator New Physics, (Dubna, 2003).
- [14] V. A. Artemiev, E. V. Brachman, M. A. Ivanovsky *et al.*, *Yadernaya Fizika* v.63, 1312 (2000).
- [15] V. A. Artemiev, E. V. Brachman, M. A. Ivanovsky *et al.*, *NIM A* v.477, 414 (2002).
- [16] V. A. Artemiev, E. V. Brachman, M. A. Ivanovsky *et al.*, *NIM A* v.303, 309 (1991).
- [17] CERN Program Library (<http://cernlib.web.cern.ch/cernlib>)
- [18] M. K. Moe and D. D. Lowenthal, *Phys. Rev.* **C22**, 2186 (1980).
- [19] LBNL Isotopes Project (<http://ie.lbl.gov/databases/databases.html>)