

Spin Physics with STAR at RHIC

J. Kiryluk for the STAR Collaboration

Massachusetts Institute of Technology

77 Massachusetts Ave., Cambridge MA 02139-4307, USA

E-mail: joanna@lns.mit.edu

Abstract

STAR collected data in proton-proton collisions at $\sqrt{s} = 200$ GeV with transverse and longitudinal beam polarizations during the initial running periods in 2002–2004 at the Relativistic Heavy Ion Collider at Brookhaven National Laboratory. Results on the single transverse spin asymmetries in the production of high energy forward neutral pions and of forward charged hadrons will be presented. Data have been obtained for double longitudinal asymmetries in inclusive jet production in 2003 and 2004. These data provide sensitivity to the polarization of gluons in the proton. In the future, we aim to determine the gluon polarization over a wide kinematic range using coincidences of direct photons and jets. Furthermore, we aim to determine the polarizations of the u , \bar{u} , d and \bar{d} quarks in the proton by measuring single longitudinal spin asymmetries in the production of weak bosons at $\sqrt{s} = 500$ GeV.

STAR is one of two large experimental facilities at the Relativistic Heavy Ion Collider (RHIC) at Brookhaven National Laboratory. One of the goals of the STAR physics program is to study the internal spin structure of the proton in polarized proton-proton collisions. In particular we aim to determine the gluon polarization in the proton and the flavor decomposition of the quark helicity densities in the nucleon sea.

STAR is capable of tracking charged particles and measuring their momenta in a high multiplicity environment. The experimental setup [1] provides tracking, particle identification and electromagnetic calorimetry covering a large acceptance. The identification and measurement of jets, electrons, photons, and neutral pions are of particular importance to the spin program.

During the first three polarized proton running periods at RHIC crucial machine components, including spin rotators and polarimeters [1], were successfully commissioned. Progress has been made towards the projected design luminosities and polarizations, $\mathcal{L}_{\max} = 0.8(2.0) \times 10^{32} \text{cm}^{-2}\text{s}^{-1}$ and $P=0.7$ at $\sqrt{s} = 200(500)$ GeV. Specifically, polarization development has resulted in an increase in beam polarization from about $P = 0.15$ in the first running period in 2002 to $P = 0.40$ in 2004, and peak luminosities have reached $0.5 \times 10^{31} \text{cm}^{-2}\text{s}^{-1}$.

STAR has measured the single transverse spin cross-section asymmetry $A_N = (\sigma_{\downarrow} - \sigma_{\uparrow})/(\sigma_{\downarrow} + \sigma_{\uparrow})$ at $\sqrt{s} = 200$ GeV in neutral pion and charged particle production in the forward region during the initial beam periods at lower luminosities and polarizations.

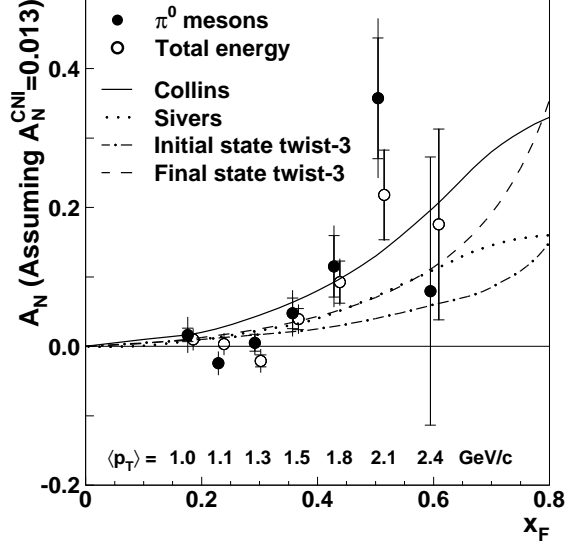


Figure 1: The analyzing power for $p^\uparrow + p \rightarrow \pi^0 + X$ at $\sqrt{s} = 200$ GeV as a function of Feynman- x . The curves represent model predictions at $p_T = 1.5$ GeV/c, cf. Ref.².

In addition, STAR has developed a sensitive local polarimeter to measure the radial and transverse polarization components at the STAR Interaction Region (IR). We discuss the instrumentation and results below.

A prototype of the Forward Pion Detector (FPD) was installed in STAR during the first pp run at RHIC. Its main component was a Pb-scintillator sampling calorimeter with its associated shower maximum detector for π^0 identification placed about 30 cm left of the polarized beam direction and 750 cm from the interaction point. Data were collected when the energy deposited in the calorimeter exceeded 15 GeV. Pions were reconstructed for total energies of $15 < E < 80$ GeV with a mass resolution of 20 MeV. Figure shows the published [2] analyzing power for inclusive neutral pions production at $\sqrt{s} = 200$ GeV as a function of Feynman- x , where $x_F \sim 2E/\sqrt{s}$. The filled points are for reconstructed π^0 mesons. The curves are predictions from different $A_N(x_F, p_T = 1.5 \text{ GeV}/c)$ models. The model predictions [2] are in qualitative agreement with the measured analyzing power, which is found to increase with x_F . Higher precision measurements of A_N will map the dependencies in x_F and p_T and, together with complementary measurements, may help to unravel the physics mechanism. STAR aims to further study A_N for forward π^0 and aims to measure the transverse spin dependence of di-jet back-to-back correlations related to the Sivers function [3].

The Beam-Beam Counters (BBC) are scintillator annuli mounted around the beam pipe beyond the east and west poletips of the STAR magnet at 370 cm from the interaction region.

The small tiles of the BBC have full azimuthal coverage in the pseudorapidity range of $3.4 < |\eta| < 5.0$, cf. Fig. (a). A signal from any of the 18 tiles on the east side and any of the 18 tiles on the west side of the interaction region constitutes a BBC coincidence. The number of BBC coincidences is a measure of the luminosity, with the BBC acceptance covering about 50% of the total proton-proton cross section. The BBC are used in STAR during proton runs as a trigger detector, to monitor the overall luminosity, and to measure the relative luminosities for different proton spin orientations [4] with an accuracy of 10^{-3} .

In an experiment with a transversely polarized beam and a left-right symmetric detector, such as the BBC, the single spin asymmetry can be determined by measuring the beam polarization and the asymmetry of yields,

$$\epsilon_{\text{BBC}} = \frac{\sqrt{N_L^\uparrow N_R^\downarrow} - \sqrt{N_L^\downarrow N_R^\uparrow}}{\sqrt{N_L^\uparrow N_R^\downarrow} + \sqrt{N_L^\downarrow N_R^\uparrow}} \simeq A_N^{\text{BBC}} \times P,$$

in which N_L^i and N_R^i are the spin dependent yields from the detector on the left (N_L) and right (N_R) side of the beam, and $i = \uparrow, \downarrow$ denote the different spin orientations of the polarized beam. The beam polarization P was measured by the Coulomb-Nuclear Interference (CNI) polarimeter at RHIC [5]. STAR has no tracking and particle identification in the BBC acceptance, however, the BBC segmentation allows the classification of the counted occurrences by pseudorapidity (2 bins: inner $3.9 < \eta < 5.0$ and outer $3.4 < \eta < 3.9$ BBC rings) and azimuth. The group of the 4 small tiles labeled 1, 7 and 8 in Fig. (a) is referred to as *Up*, whereas the group of tiles 4, 12 and 13 is called *Down*. The remaining small tiles are labeled *Left (Right)* for the groups of tiles on the left (right). An example of the hit topology for the ‘inner-right’ BBC event is shown in Fig. (a).

Figure (b) shows the time variation of the charged particle asymmetries determined with the BBC for $3.9 < \eta < 5.0$ (filled points) and the asymmetry measured with the RHIC CNI polarimeter (open points). Each data point corresponds to one STAR run, which typically lasts for 30-60 min. The indicated uncertainties on the CNI and BBC asymmetries are statistical only. The dashed line indicates when the spin rotators at STAR were turned on and the transverse polarization direction in RHIC was made longitudinal at the STAR interaction region.

From the data with transverse beam polarization at STAR we find that $A_N^{\text{BBC}} = 0.67(8) \times A_N^{\text{CNI}} \sim 1\%$ for $3.9 < \eta < 5.0$, while for smaller pseudorapidities, $3.4 < \eta < 3.9$, the BBC asymmetries are found to be $A_N^{\text{BBC}} = 0.02(9) \times A_N^{\text{CNI}}$ consistent with zero. The *Left-Right* asymmetries in the BBC are sensitive to the transverse polarization vector. Their numerical values when the rotator magnets were on, that is, when the beam polarization was longitudinal at the STAR IR, were significantly smaller. The currents in the rotator magnets were adjusted to make these asymmetries consistent with zero, while at the same time the CNI polarimeter - located at a different IR at RHIC - continued to measure non-zero beam polarization. The asymmetries have also been evaluated with the *Up* and *Down* groups of tiles in the BBC.

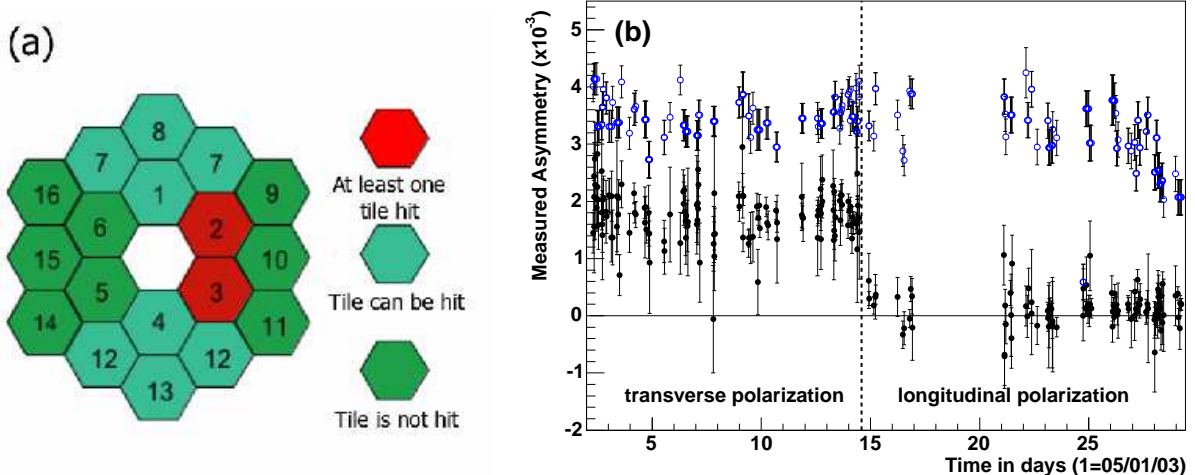


Figure 2: (a) Schematic view of the BBC and event topology for charged particle *Right* scattering at $3.9 < \eta < 5.0$ (b) measured 'Left-Right' asymmetries (in parts per thousand) as a function of time (in days) since May 1 2003: BBC asymmetries (filled points) and CNI asymmetries (open points).

They were found to be close to zero for both transverse and longitudinal beam polarizations, as expected.

STAR has thus far collected about 1 pb^{-1} of data at $\sqrt{s} = 200 \text{ GeV}$ with longitudinally polarized beams. These data will allow an exploratory measurement of the double longitudinal spin asymmetry A_{LL} in inclusive pion and jet production, which is sensitive to the magnitude of the gluon polarization in the proton [6]. At the partonic level, the cross section receives contributions from the (a) $g + g \rightarrow g + g$, (b) $g + q \rightarrow g + q$ and (c) $q + q \rightarrow q + q$ processes. Their relative contribution varies with p_T and is dominated by gluon-gluon and quark-gluon scattering at low p_T . Preliminary precisions and the status of the ongoing jet analysis of the existing data have been reported in Ref [7]. The ongoing completion of the Barrel Electromagnetic Calorimeter, and the successful installation of an Endcap Electromagnetic Calorimeter, will expand STAR's acceptance and triggering capabilities for pions and jets. Figure shows prospects for the upcoming running period in 2005.

In the longer term, when the STAR calorimeter upgrades have been completed and design polarizations and beam luminosities have been reached, we will measure the double longitudinal spin asymmetry A_{LL} for coincident photon jet production $\vec{p} + \vec{p} \rightarrow \gamma + \text{jet} + X$ at both 200 and 500 GeV center-of-mass energy to determine the gluon polarization over a wide range

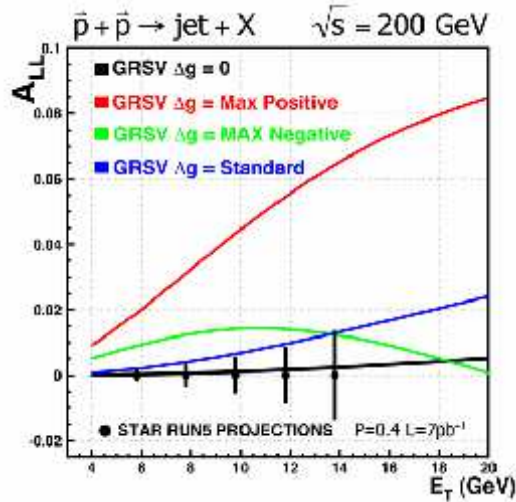


Figure 3: Projected statistical uncertainties on the double longitudinal spin asymmetry A_{LL} in inclusive jet production for 40% longitudinal beam polarizations (as achieved in 2004) and an integrated luminosity of 7 pb^{-1} (recorded). The curves represent theoretical predictions using polarized parton distribution functions from Ref.¹⁰ with various assumption on the gluon polarization at the initial scale.

in x . At leading order QCD, the prompt photon production in pp collisions is dominated by the gluon Compton process $q + g \rightarrow \gamma + q$ and A_{LL} can be written as:

$$A_{LL} \simeq \frac{\Delta G(x_g, Q^2)}{G(x_g, Q^2)} \times A_1^p(x_q, Q^2) \times \hat{a}_{LL}^{\text{Compton}}.$$

The proton asymmetry A_1^p is known from inclusive DIS measurements and the partonic asymmetry for the Compton process $\hat{a}_{LL}^{\text{Compton}}$ can be calculated in perturbative QCD. The QCD scale Q^2 is on the order of the p_T^2 of the prompt photon, and the fraction $x_q(x_g)$ of the hadron momentum carried by the quark (gluon) can be reconstructed on an event-by-event basis from the observed photon and jet pseudorapidities and the transverse momentum of the photon [8]. The measurement of A_{LL} thus forms a direct determination of $\Delta G(x, Q^2)/G(x, Q^2)$. Theoretical description of A_{LL} is also known at next-to-leading order [9]. The measurement for two values of \sqrt{s} is essential to cover a relatively wide region in x_g , $0.01 < x_g < 0.3$. The integral $\Delta G = \int_0^1 \Delta G(x) dx$ from these measurements is expected to be determined to a precision better than ± 0.5 assuming integrated luminosities of 320 pb^{-1} at $\sqrt{s} = 200$ GeV and 800 pb^{-1} at $\sqrt{s} = 500$ GeV [8]. The upcoming proton run (2005-2006) will be the first run for which all of the STAR detector components essential for this measurement are commissioned.

In addition to the measurements of the gluon polarization, STAR aims to decompose the quark spin densities in the nucleon sea by measuring the parity violating single spin asymmetries for W production in $\vec{p} + p \rightarrow W + X \rightarrow e + X$ collisions at $\sqrt{s} = 500$ GeV. At these energies, W bosons are produced predominantly through $u + \bar{d} \rightarrow W^+$ and $d + \bar{u} \rightarrow W^-$, valence-sea processes in pp collisions. The measurements, which will require the operation of RHIC at high luminosities and an upgrade of the tracking capability in the forward region at STAR, are expected to aid the flavor decomposition of the quark spin densities in the nucleon sea [11] and to distinguish various symmetry scenarios. Their theoretical description is known at next-to-leading order [12].

References

- [1] Special Issue: RHIC and Its Detectors, Nucl. Instrum. Meth.A **499** (2003).
- [2] STAR, J. Adams et al., Phys. Rev. Lett. **92** (2004) 171801 and references therein.
- [3] D. Boer and W. Vogelsang, Phys. Rev. D **69** (2004) 094025.
- [4] J. Kiryluk, AIP Conf. Proc. **675** (2003) 424.
- [5] O. Jinnouchi et al., RHIC/CAD Accelerator Physics Note 171 (2004).
- [6] B. Jäger, M. Stratmann and W. Vogelsang, Phys. Rev. D **70** (2004) 034010.
- [7] S. Trentalange, to appear in DIS2004 Proceedings (2004).
- [8] L.C. Bland, in EPIC99 Proceedings; hep-ex/9907058.
- [9] S. Frixione and W. Vogelsang, Nucl. Phys.B **568** (2000) 60.
- [10] M. Glück, E. Reya, M. Stratmann and W. Vogelsang, Phys. Rev. D **63** (2001) 094005.
- [11] C. Bourrely and J. Soffer, Phys. Lett.B **314** (1993) 132.
- [12] P.M. Nadolsky and C.P. Yuan, Nucl. Phys.B **666** (2003) 31.