

# TENSOR $A_{yy}$ AND VECTOR $A_y$ ANALYZING POWERS OF THE $(d, p)$ AND $(d, d)$ REACTIONS AT 5 GeV/c AND 178 MR <sup>1</sup>

V.P.Ladygin<sup>1,†</sup>, L.S.Azhgirey<sup>1</sup>, S.V.Afanasiev<sup>1</sup>, V.N.Zhmyrov<sup>1</sup>, L.S.Zolin<sup>1</sup>, V.I.Ivanov<sup>1</sup>,  
A.Yu.Isupov<sup>1</sup>, N.B.Ladygina<sup>1</sup>, A.G.Litvinenko<sup>1</sup>, V.F.Peresedov<sup>1</sup>, A.N.Khrenov<sup>1</sup> and  
N.P.Yudin<sup>2</sup>

(1) JINR, 141980, Dubna, Moscow region, Russia

(2) Moscow State University, Moscow, Russia

† E-mail: ladygin@sunhe.jinr.ru

## Abstract

New data on the tensor analyzing power  $A_{yy}$  of the  ${}^9\text{Be}(d, p)X$  reaction at an initial deuteron momentum of 5 GeV/c and secondary particles (protons and deuterons) detection angle of 178 mr have been obtained at the JINR Synchrophasotron.

The proton data obtained are analyzed within the framework of an approach based on the light-front dynamics using Karmanov's relativistic deuteron wave function. Contrary to the calculations with standard non-relativistic deuteron wave functions, we have managed to explain the new data within the framework of our approach without invoking degrees of freedom additional to nucleon ones.

The  ${}^9\text{Be}(d, d)X$  data are obtained in the vicinity of the excitation of baryonic resonances with masses up to  $\sim 1.8$  GeV/ $c^2$ . The  $A_{yy}$  data are in a good agreement with the previous data obtained at 4.5 and 5.5 GeV/c when they are plotted versus  $t$ . The results of the experiment are compared with the predictions of the plane wave impulse approximation and  $\omega$ -meson exchange models.

## 1 Introduction

The interest to the  $(d, p)$  reaction at relativistic energies is mostly due to the possibility to observe the manifestation of the non-nucleonic degrees of freedom and relativistic effects in the simplest bounded system.

Large amount of the polarization data in deuteron breakup obtained at a zero degree last years can be interpreted from the point of view  $NN^*$  configurations in the deuteron, where relativistic effects are taken into account by the minimal relativization scheme with the dependence of the deuteron structure on single variable  $k$ . In addition the considering of multiple scattering is required to obtain the agreement with the data[1].

On the other hand, it was shown that  $T_{20}$  data for the pion-free deuteron breakup process  $dp \rightarrow ppn$  in the kinematical region close to that of backward elastic  $dp$  scattering depended on the incident deuteron momentum in addition to  $k$ [2]. The recent measurements of the tensor analyzing power  $A_{yy}$  of deuteron inclusive breakup on nuclear targets [3, 4] have demonstrated a significant dependence on the transverse secondary proton momentum  $p_T$  being plotted at a fixed value of the longitudinal proton momentum. This

---

<sup>1</sup>Talk given at the XVII-th International Baldin Seminar on High Energy Physics Problems, ISHEPP XVII, 27 September- 2 October 2004, Dubna, Russia

forces one to suggest that description of this quantity requires an additional independent variable, aside from  $k$ .

At the same time, the interest to deuteron inelastic scattering off hydrogen and nuclei at high energies is due to the possibilities to study nucleon-baryon ( $NN^*$ ) interaction; to investigate the deuteron structure at short distances (as complementary method to the elastic  $pd$ - and  $ed$ -scatterings, deuteron breakup reaction, electro- and photodisintegration of the deuteron); to learn amplitudes of  $NN^* \rightarrow NN^*$  processes in the kinematical range, where the contribution of double scattering diagrams is significant; to get information on the formation of  $6q$  configuration in the deuteron, at large momentum transfers.

Since the deuteron is an isoscalar probe,  $A(d, d')X$  reaction is selective to the isospin of the unobserved system  $X$ , which is bound to be equal to the isospin of the target  $A$ . Inelastic scattering of deuterons on hydrogen,  $H(d, d')X$ , is selective to the isospin 1/2 and can be used to obtain information on the formation of baryonic resonances  $N^*(1440)$ ,  $N^*(1520)$ ,  $N^*(1680)$ , and others.

The polarized deuterons of high energies have been used to study the tensor analyzing power  $T_{20}$  in the vicinity of the Roper resonance ( $P_{11}(1440)$ ) excitation on hydrogen and carbon targets at Dubna [5] and on hydrogen target at Saclay [6]. The measurements of  $T_{20}$  in the deuteron scattering at 9 GeV/c on hydrogen and carbon have been performed for missing masses up to  $M_X \sim 2.2$  GeV/c<sup>2</sup> [7]. The experiments have shown a large negative value of  $T_{20}$  at momentum transfer of  $t \sim -0.3$  (GeV/c)<sup>2</sup>. Such a behaviour of the tensor analyzing power has been interpreted in the framework of the  $\omega$ -meson exchange model [8] as due to the longitudinal isoscalar form factor of the Roper resonance excitation [9]. The measurements of the tensor and vector analyzing powers  $A_{yy}$  and  $A_y$  at 9 GeV/c and 85 mr of the secondary deuterons emission angle in the vicinity of the undetected system mass of  $M_X \sim 2.2$  GeV/c<sup>2</sup> have shown large values [10]. The obtained results are in satisfactorily agreement with the plane wave impulse approximation (PWIA) calculations [11]. It was stated that the spin-dependent part of the  $NN \rightarrow NN^*$  ( $\sim 2.2$  GeV/c<sup>2</sup>) process amplitude is significant. The measurements of  $A_{yy}$  at 4.5 GeV/c and 80 mr [12] also shown large value of the tensor analyzing power. The exclusive measurements of the polarization observables in the  $H(d, d')X$  reaction in the vicinity of the Roper resonance excitation performed recently at Saclay [13] also demonstrated large spin effects.

In this report the  $A_{yy}$  data in deuteron inclusive breakup on beryllium at 5.0 GeV/c and 178 mr are presented [14]. The results are compared with the relativistic calculations using Paris, CD-Bonn and Karmanov's deuteron wave functions (DWFs). Also new results on the tensor and vector analyzing powers  $A_{yy}$  and  $A_y$  in deuteron inelastic scattering on beryllium target at the incident deuteron momentum of 5.0 GeV/c and  $\sim 178$  mr of the secondary emission angle in the vicinity of light baryonic resonances excitation are reported [15].

## 2 Experiment

The experiment has been performed using a polarized deuteron beam at Dubna Synchrotron at the Laboratory of High Energies of JINR and the SPHERE setup shown in Fig.1 and described elsewhere [10, 12]. The polarized deuterons were produced by the ion source POLARIS [16]. The sign of the beam polarization was changed cyclically and spill-by-spill, as "0", "-", "+", where "0" means the absence of the polarization, "+"

and " - " correspond to the sign of  $p_{zz}$  with the quantization axis perpendicular to the plane containing the mean beam orbit in the accelerator.

The tensor polarization of the beam has been determined during the experiment by the asymmetry of protons from the deuteron breakup on berillium target,  $d + Be \rightarrow p + X$ , at zero emission angle and proton momentum of  $p_p \sim \frac{2}{3}p_d$  [17]. It was shown that deuteron breakup reaction in such kinematic conditions has very large tensor analyzing power  $T_{20} = -0.82 \pm 0.04$ , which is independent on the atomic number of the target ( $A > 4$ ) and on the momentum of incident deuterons between 2.5 and 9.0 GeV/c [18]. The tensor polarization averaged over the whole duration of the experiment was  $p_{zz}^+ = 0.716 \pm 0.043(stat) \pm 0.035(sys)$  and  $p_{zz}^- = -0.756 \pm 0.027(stat) \pm 0.037(sys)$  in " + " and " - " beam spin states, respectively.

The stability of the vector polarization of the beam has been monitored by measuring of the asymmetry of quasi-elastic  $pp$ -scattering on thin  $CH_2$  target placed at the  $F_3$  focus of VP1 beam line. The values of the vector polarization were obtained using the results of the asymmetry measurements at the momenta 2.5 GeV/c per nucleon and  $14^\circ$  of the proton scattering angle with corresponding value of the effective analyzing power of the polarimeter  $A(CH_2)$  taken as 0.234 [19]. The vector polarization of the beam in different spin states was  $p_z^+ = 0.173 \pm 0.008(stat) \pm 0.009(sys)$  and  $p_z^- = 0.177 \pm 0.008(stat) \pm 0.009(sys)$ .

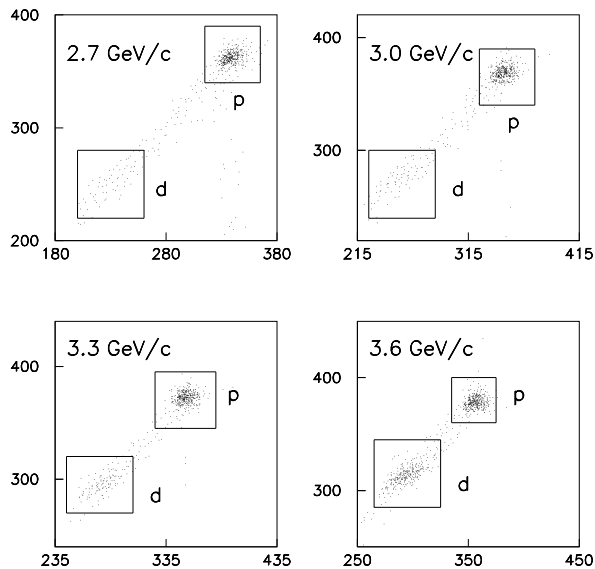


Figure 1: The TOF spectra obtained for different magnetic elements tuning.

The coincidences of signals from three scintillation counters were used as a trigger. For particle identification the time-of-flight (TOF) information with a base line of  $\sim 28$  m between the start counter and the stop counters were used in the off-line analysis. The TOF resolution was better than 0.2 ns ( $1\sigma$ ). The TOF spectra obtained for all four cases of magnetic elements tuning are shown in Fig.1. At the higher momentum of the detected particles only deuterons appear in TOF spectra, however, when the momentum decreases the relative contribution of protons becomes more pronounced. In data processing useful events were selected as the ones with at least two measured time of flight values correlated.

This allowed to rule out the residual background completely.

The tensor  $A_{yy}$  and vector  $A_y$  analyzing powers were calculated from the yields of deuterons  $n^+$ ,  $n^-$  and  $n^0$  for different states of the beam polarization after correction for dead time of the setup, by means of the expressions

$$A_{yy} = 2 \cdot \frac{p_z^- \cdot (n^+/n^0 - 1) - p_z^+ \cdot (n^-/n^0 - 1)}{p_z^- p_{zz}^+ - p_z^+ p_{zz}^-},$$

$$A_y = -\frac{2}{3} \cdot \frac{p_{zz}^- \cdot (n^+/n^0 - 1) - p_{zz}^+ \cdot (n^-/n^0 - 1)}{p_z^- p_{zz}^+ - p_z^+ p_{zz}^-}. \quad (1)$$

### 3 Results

The results on the tensor analyzing power  $A_{yy}$  of the reaction  ${}^9\text{Be}(d,p)X$  at the initial deuteron momentum of 5 GeV/c and a proton emission angle of 178 mr are compared with the calculation performed in the framework of relativistic hard scattering model in Fig. 2. The details of the calculations and the final expressions for the tensor analyzing power of  $(d,p)$  reaction can be found in ref. [20].

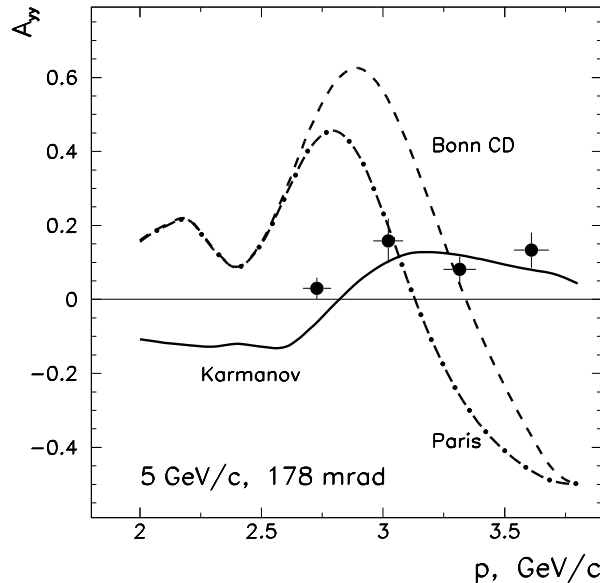


Figure 2:  $A_{yy}$  in the reaction  ${}^9\text{Be}(d,p)X$  at an initial deuteron momentum of 5 GeV/c and a proton emission angle of 178 mr as a function of the detected proton momentum. The solid curve was calculated with the Karmanov's relativistic deuteron wave function [21]. The calculations were made with the deuteron wave functions for the Bonn CD [23] (dashed curve) and the Paris [22] (dash-dotted curve) potentials.

It is seen that the experimental data are rather good reproduced using the Karmanov's relativistic deuteron wave function (DWF) [21] depending on 2 internal variables as opposed to the calculations with the standard DWFs [22, 23]; the last curves change sign at the proton momentum  $\sim 3.2$  GeV/c.

In Fig.3 the data on the tensor analyzing power  $A_{yy}$  in the inelastic scattering of 5.0 GeV/c deuterons on beryllium at an angle of 178 mr are shown as a function of

the transferred 4-momentum  $t$  by the solid triangles. The  $A_{yy}$  has a positive value at  $|t| \sim 0.9$  (GeV/c)<sup>2</sup> and crosses a zero at larger  $|t|$ . The data on tensor analyzing power obtained at zero emission angle at 4.5 GeV/c and 5.5 GeV/c [5] on hydrogen are given by the open triangles and squares, respectively (recall that for these data  $A_{yy} = -T_{20}/\sqrt{2}$ ). The data obtained at 4.5 GeV/c and at an angle of 80 mr [12] are shown by the open circles. As it was established earlier [5, 12], there is no significant dependence of  $A_{yy}$  on the  $A$ -value of the target. The observed independence of the tensor analyzing power on the atomic number of the target indicates that the rescattering in the target and medium effects are small. Hence, nuclear targets are also appropriate to obtain information on the baryonic excitations in the deuteron inelastic scattering [5, 7, 10, 12].

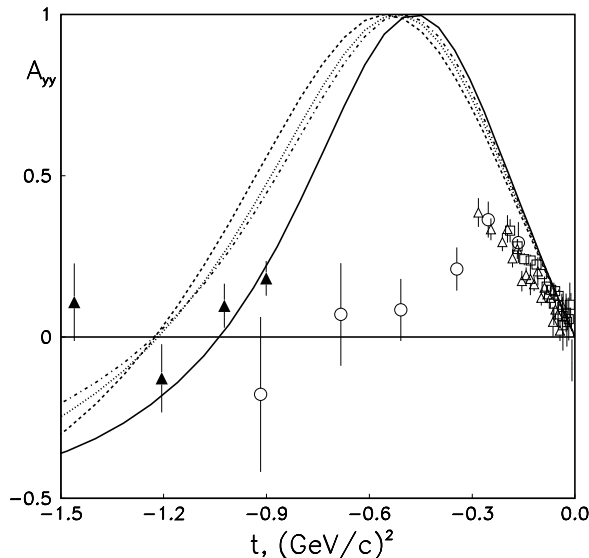


Figure 3:  $A_{yy}$  in deuteron inelastic scattering on beryllium at 5.0 GeV/c at an angle of 178 mr and at 4.5 GeV/c at an angle of 80 mr [12] given by the full triangles and open circles, respectively; on hydrogen at 4.5 and 5.5 GeV/c at zero angle [5] shown by the open triangles and squares, respectively, as a function of the 4-momentum  $t$ . The solid, dashed, dotted and dash-dotted lines are predictions in the framework of PWIA [11] using DWFs for Paris [22] and Bonn A, B and C [23] potentials, respectively.

The sensitivity of the tensor analyzing power in the deuteron inelastic scattering off protons to the excitation of baryonic resonances has been pointed out in [8] in the framework of the  $t$ -channel  $\omega$ -meson exchange model. In this model the  $t$ -dependence of the tensor analyzing power in deuteron inelastic scattering is defined by the  $t$ -dependence of the deuteron form factors and the contribution of the Roper resonance due to its nonzero isoscalar longitudinal form factor [9]. Since, the isoscalar longitudinal amplitudes of  $S_{11}(1535)$  and  $D_{13}(1520)$  vanish due to spin-flavor symmetry, while both isoscalar and isovector longitudinal couplings of  $S_{11}(1650)$  vanish identically, the tensor analyzing power  $A_{yy}$  in inelastic deuteron scattering with the excitation one of these resonances has the value of +0.25 independent of  $t$  [12].

The  $t$  dependence of  $A_{yy}$  at  $M_X \sim 1550$  MeV/c<sup>2</sup> is shown in Fig.4. The full triangles are the results of the present experiment, open squares, circles and triangles are obtained

earlier at 4.5 and 5.5 GeV/c [5, 12]. The solid curves are the results of the PWIA calculations [11] using Paris DWF [22]. The dashed lines are the expectations of the  $\omega$ -meson exchange model [8, 9]. One can see that the behaviour of  $A_{yy}$  at  $M_X \sim 1550$  MeV/c<sup>2</sup> is not in contradiction with the  $\omega$ -meson exchange model prediction [9].

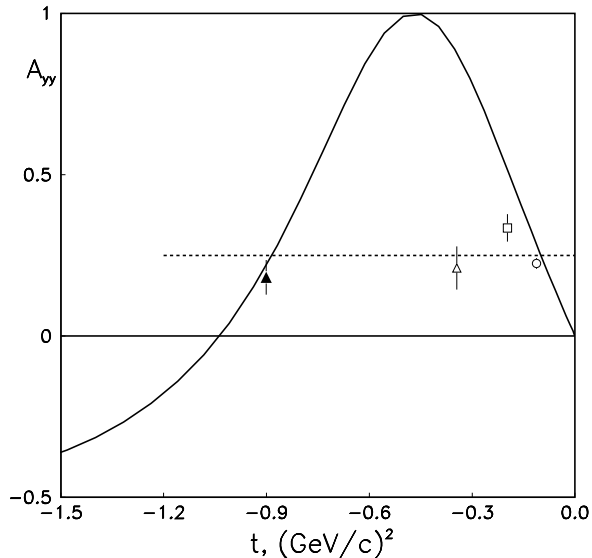


Figure 4: The  $A_{yy}$  data from the present experiment (full triangles) along with the data obtained with 4.5 and 5.5 GeV/c deuterons at zero angle [5] (open circles and squares, respectively) and the data at 4.5 GeV/c at an angle of 80 mr [12] plotted versus 4-momentum  $t$  for the missing mass  $M_X \sim 1550$  MeV/c<sup>2</sup>. The solid curve is the calculations in PWIA using DWFs for Paris [22]. The dashed line is the predictions within the  $\omega$ -meson exchange model [9].

The behaviour of the vector analyzing power  $A_y$  obtained in the present experiment is plotted in Fig.5 versus  $t$ . The calculations are performed using the expression for  $A_y$  from ref.[11] with the ratio  $r$  of the spin-dependent to spin-independent parts of the  $NN \rightarrow NN^*$  process taken in the form  $r = a \cdot \sqrt{|t|}$  with the value of  $a = 1.0$ . The solid curve in Fig.5 is obtained with the DWF for Paris potential [22], while the dashed, dotted and dash-dotted lines correspond to the DWFs for Bonn A, B and C potentials [23], respectively. The PWIA calculations give approximately the same results at the value of  $a \sim 0.8 \div 1.2$ . It should be noted that  $a$  value might have different values for the different  $M_X$ , however, we took the fixed value for the simplicity due to lack of the data.

## 4 Conclusions

New experimental data on the tensor and vector analyzing powers  $A_{yy}$  and  $A_y$  in the  ${}^9\text{Be}(d,p)X$  and  ${}^9\text{Be}(d,d')X$  reactions at 5.0 GeV/c and at an angle of  $\sim 178$  mr are presented.

The calculation of the tensor analyzing power of  $(d,p)$  reaction in the frame of light-front dynamics using Karmanov's relativistic DWF is in good agreement with the new

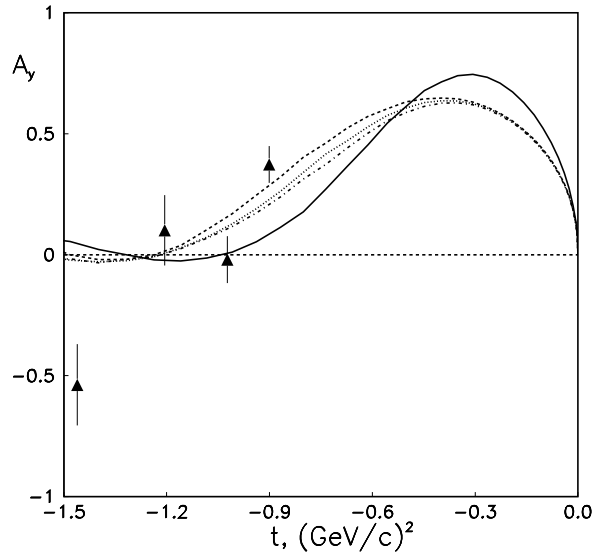


Figure 5: Vector analyzing power  $A_y$  in deuteron inelastic scattering on beryllium at 5.0 GeV/c at an angle of 178 mr as a function of the 4-momentum  $t$ . The solid, dashed, dotted and dash-dotted lines are predictions in the framework of PWIA [11] using DWFs for Paris [22] and Bonn A, B and C [23] potentials, respectively.

experimental data whereas the calculations with the standard non-relativistic DWFs are in sharp contradiction with the data. New data favour the view of ref. [20] that the relation between the  $k_L$  and  $\mathbf{k}_T$  in a moving deuteron differs essentially from that in the non-relativistic case. The method of relativization proposed by Karmanov et al. [21] appear to reflect correctly this relation, at least up to  $p_T \sim 0.7$  GeV/c.

The data on  $A_{yy}$  in the  $(d, d')X$  reaction are in good agreement with the data obtained in previous experiments at the momenta between 4.5 GeV/c and 5.5 GeV/c [5, 12] when they are compared versus variable  $t$ .

It is observed also that  $A_{yy}$  data in the  $(d, d')X$  reaction are in good agreement with PWIA calculations [11] using conventional DWFs [22, 23]. On the other hand, the behaviour of the  $A_{yy}$  data obtained in the vicinity of the  $S_{11}(1535)$  and  $D_{13}(1520)$  resonances is not in contradiction with the predictions of the  $\omega$ -meson exchange model [9], while at higher excited masses this model may require taking into account the additional baryonic resonances with nonzero longitudinal form factors.

The vector analyzing power  $A_y$  has a large value at  $M_X \sim 1500$  MeV/c<sup>2</sup>, that could be interpreted as a significant role of the spin-dependent part of the elementary amplitude of the  $NN \rightarrow NN^*$  reaction.

Authors are grateful to the LHE accelerator staff and POLARIS team for providing good conditions for the experiment. This work was supported in part by the Russian Foundation for Fundamental Research (grant No. 03-02-16224).

## References

- [1] A.P.Kobushkin et al., Phys.Lett.**B421**, 53 (1998).

- [2] L.S. Azhgirey et al., Phys. Lett. **B391**, 22 (1997); Yad. Fiz.**61**, 494 (1998).
- [3] S.V. Afanasiev et al., Phys. Lett. **B434**, 21 (1998).
- [4] V.P. Ladygin et al., Few-Body Systems **32**, 127 (2002); L.S. Azhgirey et al., Yad. Fiz. **66**, 719 (2003).
- [5] L.S. Azhgirey et al., Phys.Lett.**B361**, 21 (1995).
- [6] Experiment LNS-E250 (unpublished).
- [7] L.S. Azhgirey et al., JINR Rapid Comm. **2[88]-98**, 17 (1998).
- [8] M.P. Rekalov and E. Tomasi-Gustafsson, Phys.Rev. **C54**, 3125 (1996).
- [9] E. Tomasi-Gustafsson, M.P. Rekalov, R. Bijker, A. Leviatan and F. Iachello, Phys.Rev. **C59**, 1526 (1999)
- [10] L.S. Azhgirey et al., Yad.Fiz.**62**, 1796 (1999). [Phys.Atom.Nucl.**62**, 1673 (1999)].
- [11] V.P. Ladygin and N.B. Ladygina, Yad.Fiz. **65**, 188 (2002) [Phys.Atom.Nucl.**65**, 182 (2002)].
- [12] V.P.Ladygin et al., Eur.Phys.J. **A8**, 409 (2000); L.S.Azhgirey et al., Yad.Fiz.**64**, 2046 (2001). [Phys.Atom.Nucl.**64**, 1961 (2001)]
- [13] L.V.Malinina et al., Phys.Rev. **C64**, 064001 (2001).
- [14] L.S. Azhgirey et al., Phys.Lett. **B595**, 151 (2004).
- [15] L.S. Azhgirey et al., *nucl-ex/0404021*, to be published in Yad.Fiz. (2005).
- [16] N.G. Anishchenko et al., in Proceedings of the 5-th Int. Symp. on High Energy Spin Physics, Brookhaven, 1982 (AIP Conf. Proc. **N95**, N.Y., 1983) p.445
- [17] L.S. Zolin et al., JINR Rapid Comm. **2[88]-98**, 27 (1998).
- [18] C.F. Perdrisat et al., Phys. Rev.Lett. **59**, 2840 (1987);  
V. Punjabi et al., Phys. Rev. **C39**, 608 (1989);  
V.G. Ableev et al., Pis'ma Zh.Eksp.Teor.Fiz. **47**, 558 (1988);  
JINR Rapid Comm. **4[43]-90**, 5 (1990);  
T. Aono et al., Phys.Rev.Lett. **74**, 4997 (1995).
- [19] L.S. Azhgirey et al., PTE **1**, 51 (1997)[Instr. and Exp.Tech.**40**, 43 (1997)];  
L.S. Azhgirey et al., Nucl.Instr.Meth. in Phys.Res. **A497**, 340 (2003).
- [20] L.S. Azhgirey and N.P. Yudin, to be published in Yad. Fiz.
- [21] J. Carbonell and V.A. Karmanov, Nucl. Phys. **A581**, 625 (1994).
- [22] M. Lacombe et al., Phys. Lett. **B101**, 139 (1981).
- [23] R. Machleidt, Phys. Rev. **C63**, 024001 (2001).