

Incomplete fusion versus breakup competition with weakly bound projectiles

F. A. Souza,¹ M. G. Munhoz,¹ J. Takahashi,¹ R. Liguori Neto,¹ M. M. de Moura,¹ A. A. P. Suaide,¹ E. M. Szanto,¹ A. Szanto de Toledo,¹ C. Beck,² N. Keeley,³ and N. Carlin¹

¹*Instituto de Física - Universidade de São Paulo,
Departamento de Física Nuclear, C.P. 66318, 05315-970, São Paulo - SP, Brazil*

²*IReS and Université Louis Pasteur, F-67037 Strasbourg, France*

³*CEA-Saclay DAPNIA/SPhN, France*

(Dated: November 21, 2018)

The importance of the breakup channel in the vicinity of the Coulomb barrier ($1 < E_{c.m.}/V_b < 2$) is investigated for the medium weight ${}^6\text{Li} + {}^{59}\text{Co}$ system. Three-body final-state analysis of light-particle coincident data was carried out to disentangle, for the first time, the breakup contributions from other competing mechanisms. $\alpha - d$ angular correlations show incomplete fusion components as significant as that from breakup process. Their strong coupling to total fusion is discussed within a comparison with predictions of continuum discretized coupled-channel calculations.

PACS numbers: 25.70Jj, 25.70Mn, 25.70Gh, 24.10.Eq

The study of fusion reactions in the vicinity of the Coulomb barrier provides a fascinating challenge for theories of quantum tunneling leading to an irreversible complete fusion (CF) of the interacting nuclei into the compound nucleus (CN) [1, 2]. The fusion probability is sensitive to the internal structure of the interacting ions as well as to influence of the other competing mechanisms such as nucleon transfer and/or breakup (BU) which are known to affect the fusion. The fusion cross section enhancement generally observed at sub-barrier energies is understood in terms of dynamical processes arising from couplings to collective inelastic excitations of the target and/or projectile. However, in the case of reactions where at least one of the colliding ions has a sufficient low binding energy so that BU becomes an important process, conflicting experimental [3, 4, 5] and theoretical results are reported [6, 7, 8, 9].

A great experimental effort, involving both (loosely bound) stable and unstable nuclei, has been devoted to investigate the specific role of the BU channel [2, 10, 11]. The weak binding of these systems can also lead to incomplete fusion (ICF)/transfer (TR) processes playing an important role. Several attempts to clearly identify ICF in ${}^6\text{Li}$ and ${}^9\text{Be}$ induced fusion with fissile targets [12, 13] and medium-mass targets [14, 15] have been made. CF requires the formation of CN containing all the nucleons of both projectile and target. If only part of the projectile fuses with the target, with remaining fragment emerging from the interaction region, then ICF is defined (in this case, the BU process is followed by fusion) [16]. A transfer-reemission process may lead to a final state similar to ICF [17].

The recent availability of light-mass radioactive ion beams such as ${}^6\text{He}$ [18, 19, 20, 21], ${}^{11}\text{Be}$ [22], and ${}^{17}\text{F}$ [23], and the renewed interest on reactions involved in astrophysical processes [24], motivated the investigation of fusion reactions involving very weakly bound and/or halo projectiles around and below the Coulomb barrier.

Clearly a full understanding of the BU process and its effects on near-barrier fusion is fundamental in order to be able to understand the dynamics of reactions involving radioactive nuclei. This requires systematic and exclusive measurements covering a wide range of processes, systems and energies. We choose to study both the total fusion [25] and BU [26] of ${}^{6,7}\text{Li}$ with the intermediate-mass target ${}^{59}\text{Co}$.

In this Letter we address the competition between the several reaction processes and CF. A three-body kinematics analysis, in which we separate the contribution of the BU and the ICF, is presented for the first time.

The experiments were performed at the University of São Paulo Physics Institute. The ${}^6\text{Li}$ beam was delivered by the 8UD Pelletron accelerator with energies $E_{lab} = 18, 22, 26$ and 30 MeV, and bombarded a 2.2 mg/cm² thick ${}^{59}\text{Co}$ target. The detection system consisted of a set of 11 triple telescopes [27] separated by 10° , for which light particles can be detected with a very low-energy threshold (0.2 MeV for d and 0.4 MeV for α particles).

In this work we will concentrate on $\alpha - d$ coincidences, which are usually fully attributed to a “BU process” [5]. Depending on the angular combination, we observe well defined peaks, in the total kinetic energy spectrum, corresponding to the sequential BU of ${}^6\text{Li}$ in its first excited state with $E^* = 2.19$ MeV. No other discrete excited states are observed. When analysing the $\alpha + d$ coincidence yields from the ${}^6\text{Li}$ induced reaction, we have to consider the contributions of other processes than BU, leading to the same particles in the final state. The processes to be considered are:

- i)* ${}^6\text{Li} + {}^{59}\text{Co} \rightarrow {}^6\text{Li}^* + {}^{59}\text{Co} \rightarrow \alpha + d + {}^{59}\text{Co}$
- ii)* ${}^6\text{Li} + {}^{59}\text{Co} \rightarrow \alpha + {}^{61}\text{Ni}^* \rightarrow \alpha + d + {}^{59}\text{Co}$
- iii)* ${}^6\text{Li} + {}^{59}\text{Co} \rightarrow d + {}^{63}\text{Cu}^* \rightarrow \alpha + d + {}^{59}\text{Co}$
- iv)* ${}^6\text{Li} + {}^{59}\text{Co} \rightarrow {}^{65}\text{Zn}^* \rightarrow \alpha + d + {}^{59}\text{Co}$

Process *i)* is identified as the sequential BU of ${}^6\text{Li}$. The

final state can also be reached through a direct BU. Process *ii*) can be identified as incomplete fusion of $d + {}^{59}\text{Co}$ (d ICF) with the subsequent reemission of a deuteron from the excited ${}^{61}\text{Ni}$. This process could also be considered as a d transfer followed by a d reemission from the ${}^{61}\text{Ni}$ nucleus. The same observations are valid regarding process *iii*), for which either incomplete fusion of $\alpha + {}^{59}\text{Co}$ (α ICF) or α transfer could occur and an α particle is reemitted. Process *iv*) corresponds to the $\alpha - d$ sequential decay of the ${}^{65}\text{Zn}$ CN. The contribution of CN decay is considered negligible, as confirmed by predictions from statistical model codes.

In order to investigate the competition of the above processes, we performed a complete three-body kinematics analysis. As we know the detection angle and energies of both the d and the α particle, from the three-body kinematics equations we can determine the energy and emission angle of the remaining ${}^{59}\text{Co}$ nucleus and from this, all the quantities of interest, such as Q -values and relative energies. By generating Q -value spectra, we observe from the data, for most of the events in the final state $\alpha + d + {}^{59}\text{Co}$, the residual ${}^{59}\text{Co}$ nucleus mostly in its ground state, in which the events were gated. Products from the sequential ${}^6\text{Li}$ BU $\alpha + d$, are focused inside an angular cone. If we assume that process *i*) is occurring, the relative energy $E_{\alpha-d}$ between $\alpha + d$ and d in the rest frame of ${}^6\text{Li}$ can be calculated. By fixing for instance, the detection angle of the $\alpha + d$ particle and varying the d detection angle, we can follow the behavior of the relative energy $E_{\alpha-d}$. In Fig. 1(a) is shown, for $E_{\text{lab}} = 29.6$ MeV (corrected for the energy loss to the center of the target), the relative energy $E_{\alpha-d}$ as a function of the deuteron detection angle θ_d , for a fixed angle $\theta_\alpha = 45^\circ$ of the α particle. It is interesting to notice that, within the angular range where the sequential BU of ${}^6\text{Li}$ in its first excited state is kinematically allowed (delimited by the two vertical dashed lines), the relative energy $E_{\alpha-d}$ is constant. The $E_{\alpha-d}$ value is consistent with the sequential BU of ${}^6\text{Li}$ in its first excited state. Outside this region it is no longer constant, which suggests the presence of other processes. In addition to ICF or TR, a direct BU occurring close to target with strong nuclear field could also give values where the quantity $E_{\alpha-d}$ is not constant.

In Fig. 1(b) we show the behavior of the laboratory α particle kinetic energy E_α as a function of θ_d for a fixed angle $\theta_\alpha = 45^\circ$, and for $E_{\text{lab}} = 29.6$ MeV. Here, E_α is taken as the centroid of the experimental coincidence spectra. We observe that the average energy E_α is constant (independent of the momentum of the deuteron), except in the angular range where the sequential BU of ${}^6\text{Li}$ is present. Considering now process *ii*), if this binary process is occurring with an intermediate stage, for a given angular combination θ_α and θ_d the energy E_α is uniquely determined once the ${}^{61}\text{Ni}$ excitation energy is defined. We can then conclude from Fig. 1(b) that

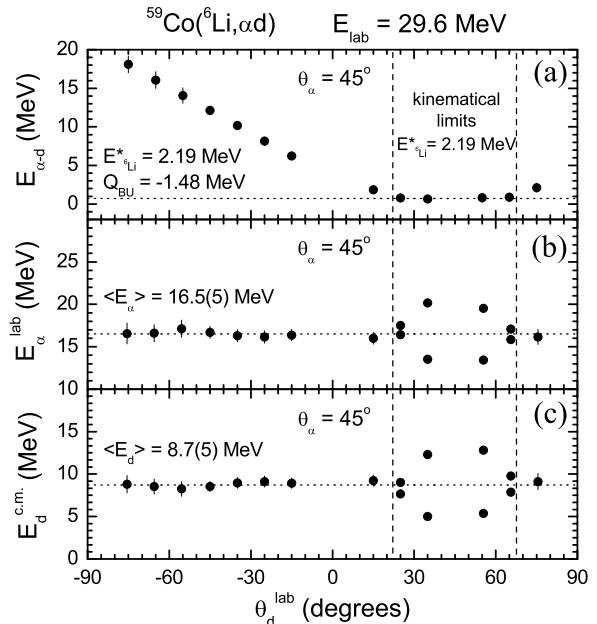


FIG. 1: (a) Relative energy $E_{\alpha-d}$ as a function of the detection angle θ_d . (b) Average α energy E_α as a function of the deuteron detection angle θ_d . (c) d energy in the rest frame of the decaying ${}^{61}\text{Ni}$ as a function of θ_d . The angles with two experimental points correspond to two kinematical solutions for the sequential BU.

if process *ii*) is dominant over the angular range where E_α is constant, the average ${}^{61}\text{Ni}$ excitation energy is also constant, and in this case $E_{61\text{Ni}}^* = 25$ MeV. This is a very important result as a clear indication of a CN-type reaction. This constant value is consistent with the assumption of an ICF $d + {}^{59}\text{Co}$ where the d has the projectile velocity. As a consistency check, we also calculated the d energy in the rest frame of the decaying ${}^{61}\text{Ni}$. If the ${}^{61}\text{Ni}$ is in equilibrium and the excitation energy is constant over the mentioned angular interval, the d energy should be constant and independent of the d emission angle θ_d . This is indeed observed, and is shown in Fig. 1(c). The same behavior is observed for other configurations with different fixed angles θ_α . On the other hand, if a TR is assumed, an optimum Q -value can be calculated and in this case the residual nucleus ${}^{61}\text{Ni}$ would have an excitation energy $E_{61\text{Ni}}^* = 22$ MeV. This value is also close to the experimental one. Taking into account the different relations available for the optimum Q -value calculation, this could also be closer to 25 MeV.

The process defined in *iii*) could also be present in the coincidence data. In order to check that, the same analysis described above was performed for the situations with a fixed angle θ_d as a function of θ_α . A similar behavior is obtained, and this leads us to conclude that, within our

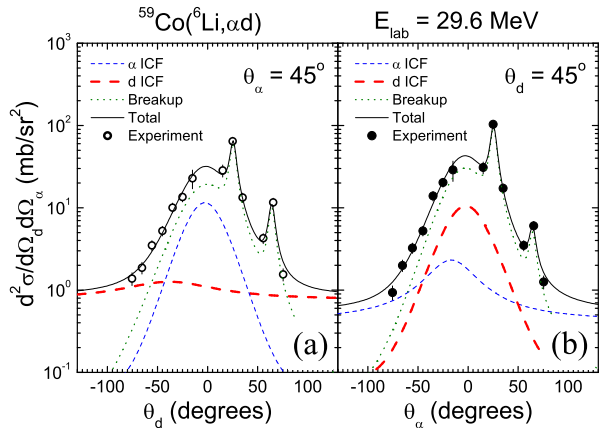


FIG. 2: (Color online) Experimental in-plane angular correlations and the predictions for the contribution of d ICF and α ICF. The contribution of the BU is also shown. The total sum is shown as a solid line.

sensitivity, there is also a significant contribution from process iii).

In order to quantify the contribution from processes i), ii) and iii), we constructed the $\alpha - d$ angular correlation functions through calculation of the double differential cross sections $d^2\sigma/(d\Omega_\alpha d\Omega_d)$. The absolute cross sections, the product of the number of particles in the target per unit area and number of particles in the beam ($N_A N_B$) for each run, was calculated and normalized to the elastic scattering data we measured. The uncertainties in the experimental points (about 10% to 40%) are due to statistics, the determination of $N_A N_B$ and, the geometrical determination of the detector solid angles.

As mentioned above, a priori, events from TR and ICF process are indistinguishable due to the fact that the intermediate nucleus, in both cases, is populated in the continuum, and a statistical description for these processes seems adequate [28]. The model we propose as follows is based on an ICF picture.

Assuming that for the d ICF (α ICF) process, the excited ^{61}Ni (^{63}Cu) is in equilibrium prior to the d (α) reemission, a model can be utilized to describe the decay. We choose here the approach developed by Halpern [29]. It consists of a classical model for emission from a spherical rotating nucleus. If a rotating nucleus is assumed to rotate around an axis that is perpendicular to the reaction plane, then the angular distribution of the evaporated particles is isotropic in the equatorial plane. Due to the centrifugal force, the yield is concentrated in the equatorial plane and decreases toward the poles. If the rotating axis is normal to the reaction plane, then the equatorial plane is the reaction plane.

The yield of evaporation particles as a function of the

polar angle ψ defined with respect to the rotation axis is given by:

$$Y(\psi) = Y_0 \exp(X \sin^2 \psi) \quad (1)$$

where Y_0 is a normalization factor and X is the ratio of rotational kinetic energy to the thermal nuclear energy:

$$X = 0.5(J + \frac{1}{2})^2 / 2IT \quad (2)$$

where J is the spin of the rotating nucleus, $I = \mu R^2$ is the moment of inertia, and the temperature T can be estimated from $E^* = aT^2$, with a being the level density parameter.

The angle between the rotational axis and the z axis which is normal to the reaction plane, is defined to be γ . The angle γ is assumed to be gaussian distributed. From Eq. (1), the angular distribution is:

$$W(\theta, \phi) = \int d\gamma \exp(-\gamma^2 / 2\gamma_0^2) Y(\psi) \quad (3)$$

with $\cos\psi = \cos\gamma\cos\phi + \sin\gamma\sin\phi\sin\theta$.

The angular distribution $W(\theta, \phi)$ is the same as the experimental quantity $d^2\sigma/(d\Omega_\alpha d\Omega_d)$ in the rest frame of the rotating nucleus. In the laboratory reference frame, $W(\theta, \phi)$ is centered at the recoil direction in the primary process. It is important to remark that by using this model, the angular correlation ϕ dependence is also taken into account. Therefore, the integration is performed in a better way than assuming an isotropic ϕ dependence.

For d and α emission, the best values for Y_0 , X and γ_0 are obtained from χ^2 fits to the angular distributions provided by the statistical code STATIS [17, 30]. For the calculations, a fusion process $d + ^{59}\text{Co} \rightarrow ^{61}\text{Ni}^*$ or $\alpha + ^{59}\text{Co} \rightarrow ^{63}\text{Cu}^*$ was assumed, with a bombarding energy forming the excited CN in an excitation energy corresponding to the most probable value observed experimentally.

In Fig. 2(a) we show the $\alpha - d$ angular correlation for a fixed $\theta_\alpha = 45^\circ$ and $E_{lab} = 29.6$ MeV, together with the model predictions for the d ICF and α ICF. The shape of the α ICF correlation is obtained from the model predictions for the angular correlations with θ_d fixed. In the same manner, the d ICF shape presented in Fig. 2(b) is obtained from the predictions for the angular correlations with θ_α fixed. The sequential and direct BU contribution is also shown in Fig. 2. It is obtained through the subtraction of the incoherent sum of the d and α ICF contributions, from what would be the best fit to the data. The two peaks lying around 45° correspond to the sequential BU of the 2.19 MeV unbound state of ^6Li .

By numerically integrating the angular correlation function in θ and ϕ , for each process, the differential cross section $d\sigma/d\Omega_\alpha$ ($d\sigma/d\Omega_d$) is obtained for the fixed θ_α (θ_d). The procedure is repeated for all the other angular correlations with different fixed θ_α or θ_d .

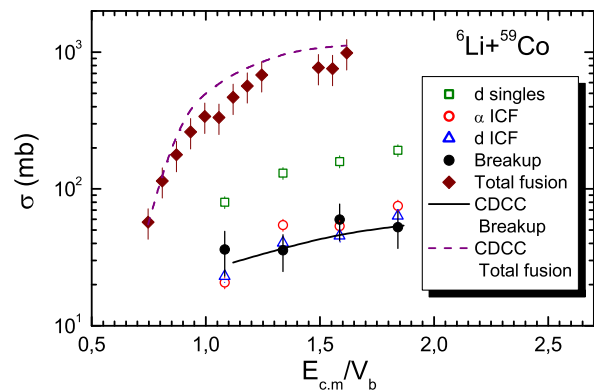


FIG. 3: (Color online) ${}^6\text{Li} + {}^{59}\text{Co}$ excitation functions for d singles, d ICF, α ICF, BU and fusion [25]. The BU CDCC prediction is shown as a solid line. The total fusion CDCC prediction [16] is shown as a dashed line.

The BU cross section is obtained with the utilization of the d singles cross sections. We assume that the d singles spectra present predominantly the contribution of BU, d ICF and α ICF. The total BU cross section for a given bombarding energy is then obtained by the difference between the total d singles cross section and the total d ICF + α ICF cross sections.

The exclusive BU cross sections for the resonant states in ${}^6\text{Li}$ have been calculated by the CDCC formalism [16] using a cluster folding model with potentials that describe well the measured elastic scattering angular distributions [26]. The CDCC calculations for ${}^6\text{Li}$ were performed with the code FRESKO assuming an $\alpha + d$ cluster structure, similar to that described in [31]. The binding potentials between $\alpha + d$ were taken from [32] and the $\alpha + d$ continuum was discretized into series of momentum bins of width $\delta k = 0.2 \text{ fm}^{-1}$ (up to $k = 0.8 \text{ fm}^{-1}$) for $L = 0, 1, 2$ for ${}^6\text{Li}$, where $\hbar k$ denotes the momentum of the $\alpha + d$ relative motion. All couplings, including continuum-continuum couplings, up to multipolarity $\lambda = 2$ were incorporated [33]. The total calculated BU cross-sections for ${}^6\text{Li}$ were obtained by integrating contributions from states in the continuum up to 11 MeV. The results of full CDCC calculations are displayed in Fig. 3. The solid line corresponds to the final results of the BU CDCC calculations, and the symbols represent the experimental excitation functions obtained for the d singles, and for the d ICF, α ICF and the BU processes. The d ICF and α ICF cross sections are comparable to the BU cross sections for all the bombarding energies.

In summary, we have presented a three-body kinematics analysis of coincidence measurements with the aim of disentangling the contribution of BU and competing processes in reactions with weakly bound nuclei. From the

analysis of $\alpha - d$ coincidences of ${}^6\text{Li} + {}^{59}\text{Co}$ at several near-barrier energies, we observed a significant contribution from the ICF process, with a cross section comparable to the one from BU process. This suggests that ICF should be accounted for in the coupled channels calculations to explain the fusion of weakly bound nuclei inhibition and/or enhancement at near-barrier energies.

The authors thank FAPESP and CNPq for the financial support and also Prof. C. Signorini and Prof. B. R. Fulton for the careful reading of the manuscript.

-
- [1] A. B. Balantekin and N. Takigawa, *Rev. Mod. Phys.* **70**, 77 (1998).
 - [2] M. Dasgupta, D. J. Hinde, N. Rowley, and A. M. Stefanini, *Annu. Rev. Nucl. Part. Sci.* **48**, 401 (1998).
 - [3] V. Tripathi et al., *Phys. Rev. Lett.* **88**, 172701 (2002).
 - [4] J. P. Bychowski et al., *Phys. Lett. B* **596**, 62 (2004).
 - [5] C. Signorini et al., *Phys. Rev. C* **67**, 44607 (2003) and references there in.
 - [6] M. S. Hussein, M. P. Pato, L. F. Canto, and R. Donangelo, *Phys. Rev. C* **46**, 377 (1992).
 - [7] C. H. Dasso and A. Vitturi, *Phys. Rev. C* **50**, R12 (1994).
 - [8] K. Hagino, A. Vitturi, C.H. Dasso, and S. M. Lenzi, *Phys. Rev. C* **61**, 037602 (2000).
 - [9] R. S. Mackintosh and N. Keeley, *Phys. Rev. C* **70**, 024604 (2004).
 - [10] J. Takahashi et al., *Phys. Rev. Lett.* **78**, 30 (1997).
 - [11] R. I. Badran, D. J. Parker, and I. M. Naqib, *Eur. Phys. J. A* **12**, 317 (2001).
 - [12] M. Dasgupta et al., *Phys. Rev. Lett.* **82**, 1395 (1999).
 - [13] M. Dasgupta et al., *Phys. Rev. C* **66**, 041602(R) (2002).
 - [14] R. J. Woolliscroft et al., *Phys. Rev. C* **68**, 014611 (2003).
 - [15] P. R. S. Gomes et al., *Phys. Rev. C* **71**, 034608 (2005).
 - [16] A. Diaz-Torres, I. J. Thompson, and C. Beck, *Phys. Rev. C* **68**, 044607 (2003).
 - [17] N. Carlin Filho et al., *Phys. Rev. C* **40**, 91 (1989).
 - [18] J. J. Kolata et al., *Phys. Rev. Lett.* **81**, 4580 (1998).
 - [19] A. Navin et al., *Phys. Rev. C* **70**, 044601 (2004).
 - [20] A. Di Pietro et al., *Phys. Rev. C* **69**, 044613 (2004).
 - [21] R. Raabe et al., *Nature* **431**, 823 (2004).
 - [22] C. Signorini et al., *Nucl. Phys.* **A735**, 329 (2004).
 - [23] K. E. Rehm et al., *Phys. Rev. Lett.* **81**, 3341 (1998).
 - [24] M. S. Smith and K. E. Rehm, *Annu. Rev. Nucl. Part. Sci.*, **51**, 91 (2001).
 - [25] C. Beck et al., *Phys. Rev. C* **67**, 054602 (2003).
 - [26] F. A. Souza et al., *Progr. Theor. Phys. Suppl.*, **154**, 101 (2004).
 - [27] M. M. de Moura et al., *Nucl. Instr. And Meth. A* **471**, 368 (2001).
 - [28] J. M. Oliveira, Jr. et al., *Phys. Rev. C* **53**, 2926 (1996).
 - [29] I. Halpern, *Ann. Rev. Nucl. Sci.* **9**, 245 (1959).
 - [30] R.G. Stokstad, Hauser-Feshbach code STATIS, Yale University Wright Nuclear Structure Laboratory Report **52**(1972).
 - [31] N. Keeley et al., *Phys. Rev. C* **68**, 054601 (2003).
 - [32] K. I. Kubo and M. Hirata, *Nucl. Phys.* **A187**, 186 (1972).
 - [33] N. Keeley and C. Beck (in preparation)