

High- p_T π^0 , η , Identified and Inclusive Charged Hadron Spectra from PHENIX

Maya SHIMOMURA ^a (for the PHENIX * collaboration)

^aGraduate School of Pure and Applied Sciences, Univ. of Tsukuba, Tenno-dai 1-1-1, Tsukuba, Ibaraki, Japan

PHENIX has extended the measurement of the π^0 , η , identified and inclusive charged hadron up to 20 GeV/c, and extended the measurement to the Cu+Cu collision system. A strong suppression is observed for both π^0 and charged hadron yields in central Au+Au and Cu+Cu collisions. Comparing Au+Au and Cu+Cu systems, R_{AA} becomes independent of p_T above 5 GeV/c. Its centrality dependence is compared with two models in order to test for universal N_{part} scaling that is independent of system; results are inconclusive. The results are compatible with energy loss predictions. In addition, the ratio of η to π^0 approaches, within uncertainties, a constant value of $0.4 \sim 0.5$ at high p_T in p+p, d+Au, and Au+Au, while the ratio of K_s to π^0 is also consistent with a constant value at high p_T in d+Au and p+p. These results are compatible with normal jet fragmentation.

1. Physics Motivation

We have previously observed that π^0 , η and charged hadron yields are significantly suppressed especially for the high p_T region ($p_T \geq 4 \sim 5$ GeV/c) in Au+Au collision at 200 GeV compared with p+p collisions.[1][2][3][4] Since there is no suppression in d+Au collisions at high p_T ,[3] it is understood that the suppression occurs due to the final state interaction at the collision such as the gluon radiation in the hot dense matter. Another evidence for the suppression being a final state effect comes from the non-suppression of the direct photon yield in Au+Au collisions.[5] To understand the character of the suppression more, the comparison between different system size (p+p/d+Au/Cu+Cu/Au+Au) measurements has been studied, and an extended p_T reach to 20 GeV/c has been afforded by the long Run4 Au+Au dataset.

2. Data Analysis, π^0 , K_s , charged hadron, and η

We newly measured the following spectra.

- π^0 spectra with extended p_T range in Au+Au at 200GeV
- π^0 and charged hadron spectra in Cu+Cu at 200GeV
- K_s spectra in d+Au and p+p at 200GeV [11]

*For the full list of PHENIX authors and acknowledgements, see Appendix 'Collaborations' of this volume.

- Newly finalized η spectra in p+p, d+Au, and Au+Au [12]

The PHENIX experiment consists of four spectrometer arms (two central arms and two muon arms) and a set of global detectors. Each central arm covers the pseudorapidity range $|\eta| \leq 0.35$ and 90 degrees in azimuth. Charged particles are tracked by a drift chamber (DC) and pad chambers (PC) in each central arms. The electromagnetic calorimeters (EMCal) are used to measure γ energy deposit and construct the invariant masses of $\pi^0(\rightarrow 2\gamma)$, $K_s(\rightarrow 2\pi^0 \rightarrow 4\gamma)$ and $\eta(\rightarrow 2\gamma)$. [4][6]

3. The Nuclear Modification Factor R_{AA}

3.1. π^0 , Charged Hadron and η

The Fig.1, shows the comparison of R_{AA} for π^0 and charged hadrons in 0-10 % most central Au+Au and Cu+Cu collisions as function of p_T . Both π^0 and charged hadron are strongly suppressed in both Au+Au and Cu+Cu collision. The difference between π^0 and charged hadron for $p_T \leq 5$ GeV/c comes from the proton contribution. For more central collision, the suppression is getting stronger and the difference between π^0 and charged hadron is getting larger. Above 5 GeV/c, $\pi^0 R_{AA}$ becomes flat out to 20 GeV/c. These results are consistent with the model predicting parton energy loss in the medium[10] and the model predicting shadowing, Cronin effect, and parton energy loss in the medium.[9] In addition, η is also suppressed in central Au+Au collisions and the suppression pattern is similar to π^0 . [12]

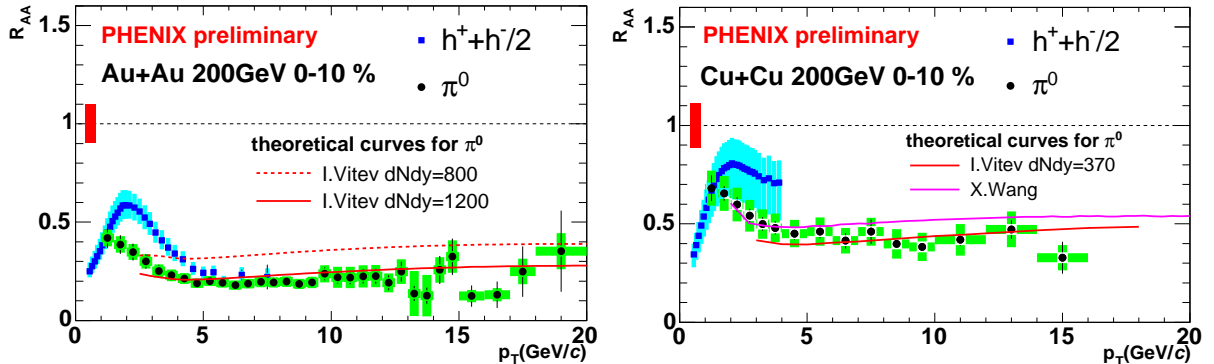


Figure 1. The comparison of R_{AA} for π^0 and charged hadron at 0-10 % centrality bin in Au+Au (left) and Cu+Cu (right) collisions as a function of p_T with theoretical prediction (Red [9] and purple [10] lines). The error bars are statistical error, and the boxes are systematic error.

3.2. Comparison between Au+Au and Cu+Cu

In Fig.2(a), the comparison of R_{AA} in Au+Au to that in Cu+Cu with similar N_{part} is shown. The suppression is similar for similar N_{part} at mid-centrality. Though a universal N_{part} scaling is roughly suggested,[7] due to the size of the uncertainties, it is unclear whether a single scaling curve can exactly describe the suppression (R_{AA}) in both systems simultaneously. In Fig.2(b), we show the integrated R_{AA} of π^0 at $7.0 \leq p_T \leq 20.0$ GeV/c with two different theoretical curves [8][9] as a function of N_{part} . Both models are consistent with the data from central to mid-central collisions.

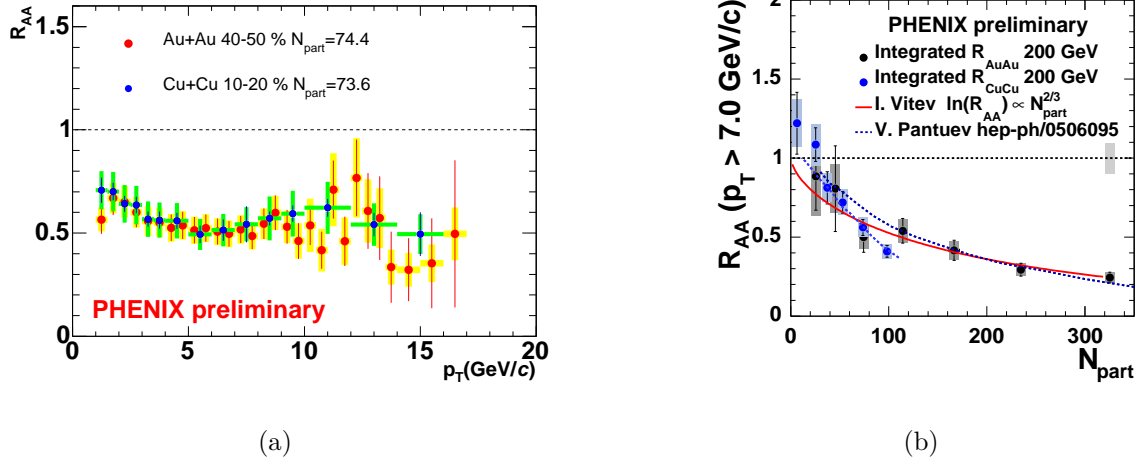


Figure 2. (a) The comparison between π^0 R_{AA} in Au+Au and Cu+Cu at similar N_{part} (~ 74). (b) The integrated R_{AA} at $7 \leq p_T \leq 20$ GeV/c with theoretical curves [8][9] as a function of N_{part} .

4. The Particle Ratio

The ratio of η to π^0 is $\sim 0.4 - 0.5$ in all systems and for all centralities as shown in fig.3.[12]. Also, the ratio of K_s to π^0 at p+p and d+Au becomes flat at high p_T as shown in fig.4.[11] Therefore, the mesons are affected by the medium in the same way in different collision systems. These results are consistent with jet fragmentation at high p_T .

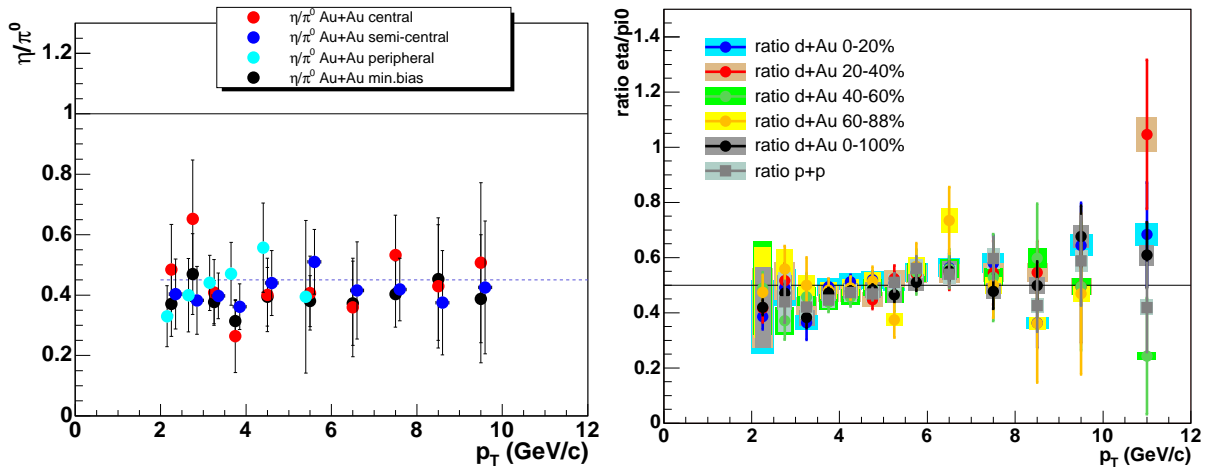


Figure 3. The ratio of η to π^0 in Au+Au (left), d+Au (right) and p+p (right) as a function of p_T at $\sqrt{s} = 200$ GeV. The error bars are statistical error, and the boxes are systematic error.

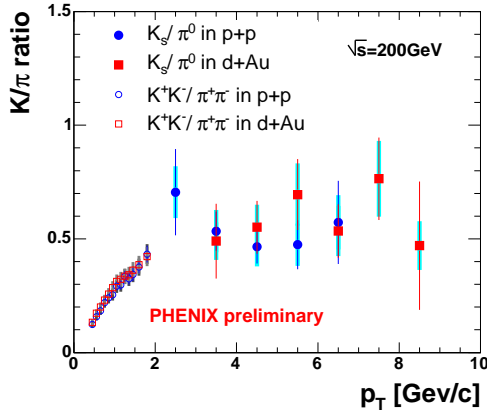


Figure 4. The closed symbols are the ratio of K_s to π^0 in p+p and d+Au as a function of p_T . The opened symbols show the ratio of K^\pm to π^\pm as reference.[13] The error bars are statistical error, and the boxes are systematic error.

5. Summary

We have studied π^0, η, K_s and charged hadron spectra in Au+Au, Cu+Cu, d+Au and p+p at high p_T . For π^0 and charged hadron, we observed the suppressions in both Cu+Cu and Au+Au collisions compared with p+p collisions, and no suppression is observed in d+Au collisions. The R_{AA} comparison between Au+Au and Cu+Cu indicates that the suppression is almost the same for similar N_{part} . A universal N_{part} scaling of R_{AA} , independent of system, describes the data in an approximate sense, but it cannot be confirmed exactly due to experimental uncertainties. In addition, the high p_T π^0 suppression is flat out to 20 GeV/c and its magnitude is quantitatively consistent with parton energy loss model calculations. η has a similar suppression pattern as π^0 does. The ratio of π^0 to η is independent of centralities and system size. Similarly, the K_s to π^0 ratio is constant within uncertainties at high p_T for both p+p and d+Au. These particle ratios are consistent with normal jet fragmentation.

REFERENCES

1. S. S Adler et al., PHENIX Collaboration, Phys. Rev. Lett. 91, 241803 (2003).
2. S. S Adler et al., PHENIX Collaboration, Phys. Rev. Lett. 91, 072301 (2003).
3. S. S Adler et al., PHENIX Collaboration, Phys. Rev. Lett. 91, 072303 (2003).
4. S. S Adler et al., PHENIX Collaboration, Phys. Rev. C 69, 034910 (2004).
5. S. S Adler et al., PHENIX Collaboration, Phys. Rev. Lett. 94, 232301 (2005).
6. K. Adcox et al., Nucl. Instrum. Methods A499, 469 (2003).
7. A. Drees, H. Feng, J. Jia, Phys. Rev. C 71, 034909 (2005).
8. V. S. Pantuev, hep-ph/0506095 (2005).
9. I. Vitev, Phys. Rev. Lett. 89, 252301 (2002).
10. X. Wang, Phys. Lett. B 595, 165-170 (2004).
11. V. Ryabov for the PHENIX Collaboration, (in the same proceedings)
12. S. S Adler et al., PHENIX Collaboration, Update of "High p_T η meson production in p+p, d+Au and Au+Au collisions at $\sqrt{s_{NN}} = 200$ GeV" soon to be submitted to PLB
13. S. S Adler et al., PHENIX Collaboration, Update of "Identified charged hadron production in $\sqrt{s} = 200$ GeV p+p collisions" soon to be submitted to PRD