

New Results on Nucleon Spin Structure

Jian-ping Chen

Jefferson Lab, Newport News, Virginia, USA

November 2, 2018

Abstract

Recent precision spin structure data from Jefferson Lab have significantly advanced our knowledge of nucleon structure in the valence quark (high- x) region and improved our understanding of higher-twist effects, spin sum rules and quark-hadron duality. First, results of a precision measurement of the neutron spin asymmetry, A_1^n , in the high- x region are discussed. The new data shows clearly, for the first time, that A_1^n becomes positive at high x . They provide crucial input for the global fits to world data to extract polarized parton distribution functions. Preliminary results on A_1^p and A_1^d in the high- x region have also become available. The up and down quark spin distributions in the nucleon were extracted. The results for $\Delta d/d$ disagree with the leading-order pQCD prediction assuming hadron helicity conservation. Then, results of a precision measurement of the g_2^n structure function to study higher-twist effects are presented. The data show a clear deviation from the lead-twist contribution, indicating a significant higher-twist (twist-3 or higher) effect. The second moment of the spin structure functions and the twist-3 matrix element d_2^n results were extracted at a high Q^2 of 5 GeV² from the measured A_2^n in the high- x region in combination with existing world data and compared with a Lattice QCD calculation. Results for d_2^n at low-to-intermediate Q^2 from 0.1 to 0.9 GeV² were also extracted from the JLab data. In the same Q^2 range, the Q^2 dependence of the moments of the nucleon spin structure functions was measured, providing a unique bridge linking the quark-gluon picture of the nucleon and the coherent hadronic picture. Sum rules and generalized forward spin polarizabilities were extracted and compared with Chiral Perturbation Theory calculations and phenomenological models. Finally, preliminary results on the resonance spin structure functions in the Q^2 range from 1 to 4 GeV² were presented, which, in combination with DIS data, will enable a detailed study of the quark-hadron duality in spin structure functions.

1 Introduction and Motivation

Since the ‘spin crisis’[1], substantial efforts, both theoretical and experimental, have been devoted to understanding the nucleon’s spin puzzle. A new generation of experiments were carried out in the 1990s at SLAC, CERN and DESY. These experiments concluded that the quarks carry about 20 – 30% of the nucleon spin. The rest of the nucleon spin should come from the quark orbital angular momentum (OAM) and the gluon total angular momentum. The Bjorken sum rule[2], a fundamental sum rule of the spin structure function based on QCD, was verified to an accuracy of better than 10%. Attempts have been made to extract

the parton spin distributions from a global analysis of the polarized deep-inelastic-scattering data. The uncertainties are much larger than those of the unpolarized parton distribution due to the fact that the polarized data coverage in x and Q^2 is much less extensive than that of the unpolarized data.

Recently, the high polarized luminosity available at Jefferson Lab has allowed the study of the nucleon spin structure with an unprecedented precision, enabling us to access the valence quark (high- x) region[3] and also to expand the study to the second spin structure function, g_2 [4]. Furthermore, the moments of the spin structure functions[5] were measured[6] and the spin sum rules[6, 7], polarizabilities[6] and quark-hadron duality[8, 9] were studied.

1.1 Inclusive Polarized Electron-Nucleon Scattering

For inclusive polarized electron scattering off a polarized nucleon target, the cross section depends on four structure functions, $F_1(Q^2, x)$, $F_2(Q^2, x)$, $g_1(Q^2, x)$ and $g_2(Q^2, x)$, where F_1 and F_2 are the unpolarized structure functions and g_1 and g_2 the polarized structure functions. In the quark-parton model, F_1 or F_2 gives the quark momentum distribution and g_1 gives the quark spin distribution. Another physics quantity of interest is the virtual photon-nucleon asymmetry A_1

$$A_1 = \frac{g_1 - (Q^2/\nu^2)g_2}{F_1} \approx \frac{g_1}{F_1}. \quad (1)$$

1.2 Spin structure in the valence quark (high- x) region

The high- x region is of special interest, because this is where the valence quark contributions are expected to dominate. With sea quark and explicit gluon contributions expected not to be important, it is a clean region to test our understanding of nucleon structure. Relativistic constituent quark models[10] should be applicable in this region and perturbative QCD[11] can be used to make predictions in the large x limit.

To first approximation, the constituent quarks in the nucleon are described by SU(6) wavefunctions. SU(6) symmetry leads to the following predictions[12]:

$$A_1^p = 5/9; \quad A_1^n = 0; \quad \Delta u/u = 2/3; \quad \Delta d/d = -1/3. \quad (2)$$

Relativistic Constituent Quark Models (RCQM) with broken SU(6) symmetry, e.g., the hyperfine interaction model[10], lead to a dominance of a ‘diquark’ configuration with the diquark spin $S = 0$ at high x . This implies that as $x \rightarrow 1$:

$$A_1^p \rightarrow 1; \quad A_1^n \rightarrow 1; \quad \Delta u/u \rightarrow 1; \quad \text{and} \quad \Delta d/d \rightarrow -1/3. \quad (3)$$

In the RCQM, relativistic effects lead to non-zero quark orbital angular momentum and reduce the valence quark contributions to the nucleon spin from 1 to 0.6 – 0.75.

Another approach is leading-order pQCD[11], which assumes the quark orbital angular momentum to be negligible and leads to hadron helicity conservation. It yields:

$$A_1^p \rightarrow 1; \quad A_1^n \rightarrow 1; \quad \Delta u/u \rightarrow 1; \quad \text{and} \quad \Delta d/d \rightarrow 1. \quad (4)$$

Not only are the limiting values as $x \rightarrow 1$ important, but also the behavior in the high- x region. How A_1^n and A_1^p approach their limiting values when x approaches 1, is sensitive to the dynamics in the valence quark region.

1.3 The g_2 structure function and the d_2 moment

g_2 , unlike g_1 and F_1 , can not be interpreted in the simple quark-parton model. To understand g_2 properly, it is best to start with the operator product expansion (OPE) method. In the OPE, neglecting quark masses, g_2 can be cleanly separated into a twist-2 and a higher twist term:

$$g_2(x, Q^2) = g_2^{WW}(x, Q^2) + g_2^{H.T.}(x, Q^2) . \quad (5)$$

The leading-twist term can be determined from g_1 as[13]

$$g_2^{WW}(x, Q^2) = -g_1(x, Q^2) + \int_x^1 \frac{g_1(y, Q^2)}{y} dy , \quad (6)$$

and the higher-twist term arises from quark-gluon correlations. Therefore, g_2 provides a clean way to study higher-twist effects. In addition, at high Q^2 , the x^2 -weighted moment, d_2 , is a twist-3 matrix element and is related to the color polarizabilities[14]:

$$d_2 = \int_0^1 x^2 [g_2(x) - g_2^{WW}(x)] dx. \quad (7)$$

Predictions for d_2 exist from various models and lattice QCD.

1.4 Moments and sum rules of spin structure functions

Sum rules involving the spin structure of the nucleon offer an important opportunity to study QCD. In recent years the Bjorken sum rule at large Q^2 and the Gerasimov, Drell and Hearn (GDH) sum rule[15] at $Q^2 = 0$ have attracted large experimental and theoretical[16] efforts that have provided us with rich information. A generalized GDH sum rule[17] connects the GDH sum rule with the Bjorken sum rule and provides a clean way to test theories with experimental data over the entire Q^2 range. Spin sum rules relate the moments of the spin structure functions to the nucleon's static properties (as in Bjorken or GDH sum rules) or real or virtual Compton amplitudes, which can be calculated theoretically (as in the generalized GDH sum rule or the forward spin polarizabilities). Refs. [5, 18] provide comprehensive reviews on this subject.

1.5 Quark-hadron duality in spin structure functions

Quark-hadron duality was first observed for the spin-independent structure function F_2 . In 1970, Bloom and Gilman[19] noted the nucleon resonance data averaged follows the DIS scaling curve. Recent precision data[20] confirm quark-hadron duality in the unpolarized proton structure function. Efforts are ongoing to investigate quark-hadron duality in polarized structure functions[21]. It was predicted that in the high-x region at high enough Q^2 , the resonances will have a similar behavior as the DIS. Results from HERMES[22] and CLAS[32] show the proton spin structure function g_1^p approaching duality. The study of quark-hadron duality will aid in the study of the higher-twist effects and the high-x behavior in DIS.

2 Recent results from Jefferson Lab

The Thomas Jefferson National Accelerator Facility (Jefferson Lab, or JLab, formerly known as CEBAF - Continuous Electron Beam Accelerator Facility) is located in Newport News,

Virginia, USA. The accelerator produces a continuous-wave electron beam of energy up to 6 GeV. An energy upgrade to 12 GeV is planned in the next few years. The electron beam with a current of up to 180 μA is polarized up to 85% by illuminating a strained GaAs cathode with polarized laser light. The electron beam is deflected to three experimental halls (Halls A, B and C) where electron beam can be scattered off various nuclear targets. The scattered electrons and knocked out particles are detected in the halls with various spectrometer detector packages. The experiments reported here are from inclusive electron scattering where only the scattered electrons are detected. The neutron results presented here are from Hall A[24] where there are two High Resolution Spectrometers (HRS) with momentum up to 4 GeV/c. A polarized ^3He target[25], with in-beam polarization of about 40%, provides an effective polarized neutron target. The polarized luminosity reached is $10^{36} \text{ s}^{-1}\text{cm}^{-2}$. The detector package consists of vertical drift chambers (for momentum analysis and vertex reconstruction), scintillation counters (data acquisition trigger) and Čerenkov counters and lead-glass calorimeters (for particle identification (PID)). The π^- were sorted from e^- with an efficiency better than 99.9%. Both HRS spectrometers were used to double the statistics and constrain the systematic uncertainties by comparing the cross sections extracted using each HRS. The proton and deuteron results are from Hall B[26], where there is the CEBAF Large Acceptance Spectrometer (CLAS) and Hall C[27], where there are the High Momentum Spectrometer (HMS) and the Short Orbit Spectrometer (SOS). Polarized solid NH_3 and ND_3 targets[28] using dynamical nuclear polarization were used. Polarizations up to 70% for NH_3 and up to 30% for ND_3 were achieved.

2.1 Precision measurements of A_1 at high- x

In 2001, JLab experiment E99-117[3] was carried out in Hall A to measure A_1^n with high precision in the x region from 0.33 to 0.61 (Q^2 from 2.7 to 4.8 GeV^2). Asymmetries from inclusive scattering of a highly polarized 5.7 GeV electron beam on a high pressure (> 10 atm) (both longitudinally and transversely) polarized ^3He target were measured. Parallel and perpendicular asymmetries were extracted for ^3He . After taking into account the beam and target polarizations and the dilution factor, they were combined to form $A_1^{^3\text{He}}$. Using the most recent model[29], nuclear corrections were applied to extract A_1^n . The results on A_1^n are shown in the left panel of Fig. 1.

The experiment greatly improved the precision of data in the high- x region, providing the first evidence that A_1^n becomes positive at large x , showing clear SU(6) symmetry breaking. The results are in good agreement with the LSS 2001 pQCD fit to previous world data[30] (solid curve) and the statistical model[31] (long-dashed curve). The trend of the data is consistent with the RCQM[10] predictions (the shaded band). The data disagree with the predictions from the leading-order pQCD models[11] (short-dashed and dash-dotted curves). These data provide crucial input for the global fits to the world data to extract the polarized parton distribution functions and the extractions of higher-twist effects.

In the leading-order approximation, the polarized quark distribution functions $\Delta u/u$ and $\Delta d/d$ were extracted from our neutron data combined with the world proton data. The results are shown in the right panel of Fig. 1, along with predictions from the RCQM (dot-dashed curves), leading-order pQCD (short-dashed curves), the LSS 2001 fits (solid curves) and the statistical model (long-dashed curves). The results agree well with RCQM predictions as well as the LSS 2001 fits and statistical model but $\Delta d/d$ is in significant disagreement with the predictions from leading-order pQCD models assuming hadron helicity

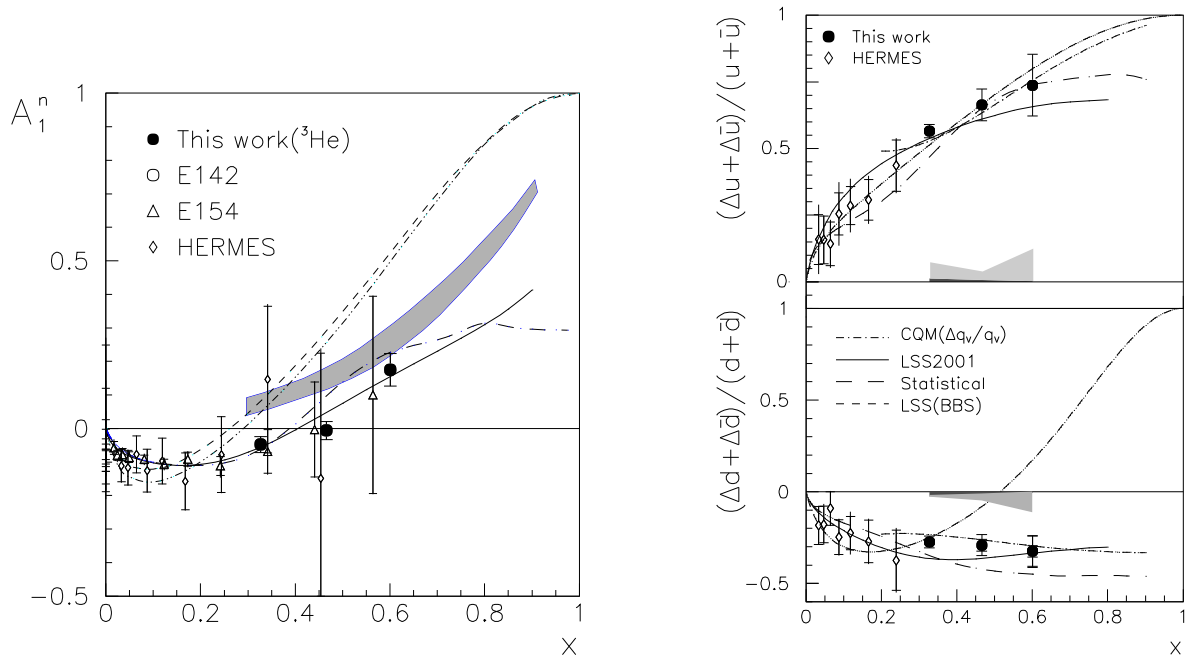


Figure 1: A_1^n , $\Delta u/u$ and $\Delta d/d$ results from JLab experiment E99-117, compared with the world data and theoretical predictions.

conservation. This suggests that effects beyond leading-order pQCD, such as the quark orbital angular momentum, may play an important role in this kinematic region.

2.2 Measurements of A_1^p and A_1^d in the high x region

Preliminary results of A_1^p and A_1^d from the Hall B *eg1* experiment[32] have recently become available. The data cover the Q^2 range of 1.4 to 4.5 GeV² for x from 0.2 to 0.6 with an invariant mass larger than 2 GeV. Data in the resonance region are also available. The precision of the data improved significantly over that of the existing world data.

2.3 Precision g_2 and d_2 measurements and higher twist effects

A precision measurement of g_2^n from JLab Hall A E97-103[4] covered five different Q^2 values from 0.58 to 1.36 GeV² at $x \approx 0.2$. Results for g_2^n are given in the left panel of Fig. 2. The light-shaded area in the plot gives the leading-twist contribution, obtained by fitting world data[34] and evolving to the Q^2 values of this experiment. The systematic errors are shown as the dark-shaded area near the horizontal axis.

The precision reached is more than an order of magnitude improvement over that of the best world data[33]. The difference of g_2 from the leading twist part (g_2^{WW})[13] is due to higher-twist effects and is sensitive to quark-gluon correlations. The measured g_2^n values are consistently higher than g_2^{WW} . For the first time, there is a clear indication that higher-twist effects become significantly positive at Q^2 below 1 GeV², while the bag model[35] and Chiral Soliton model[36, 37] predictions of higher-twist effects are negative or close to zero. The g_1^n data obtained from the same experiment agree with the leading-twist calculations within

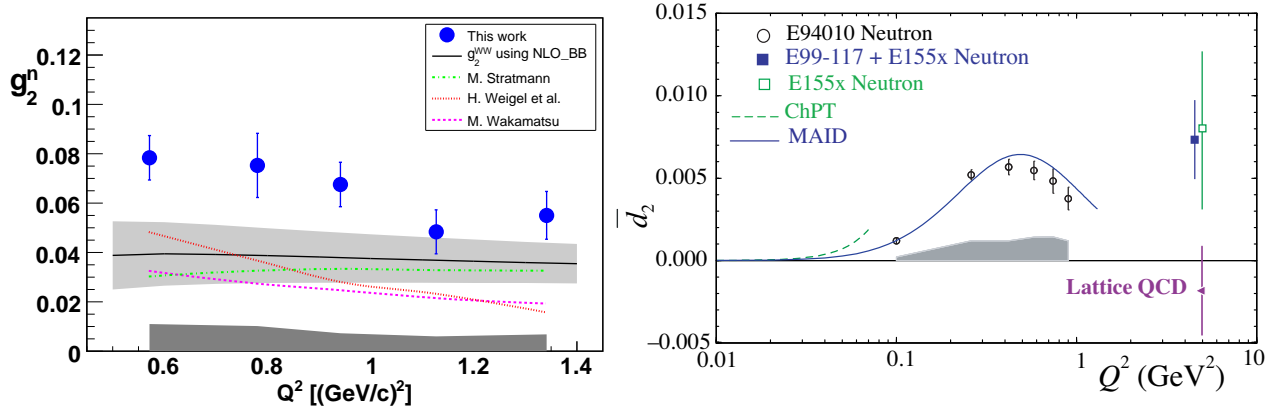


Figure 2: Results for g_2^n (left) and d_2^n (right) from JLab Hall A.

the uncertainties.

The second moment of the spin structure function d_2 is of special interest: at high Q^2 , it is a twist-3 matrix element and can be calculated in lattice QCD. Experimentally, due to x^2 weighting, the contributions are dominated by the high- x region and the problem of low- x extrapolation is avoided. The Hall A experiment E99-117 also provide data on A_2^n at high- x . The precision of the A_2^n data is comparable to that of the best existing world data[33] at high x . Combining these results with the world data, the second moment d_2^n was extracted at an average Q^2 of 5 GeV². Compared to the previously published result[33], the uncertainty on d_2^n has been improved by about a factor of 2. The d_2 moment at high Q^2 has been calculated by Lattice QCD[38] and a number of theoretical models. While a negative or near-zero value was predicted by Lattice QCD and most models, the new result for d_2^n is positive. Also shown in Fig. 2 are the low Q^2 (0.1-1 GeV²) results of the inelastic part of d_2^n from another Hall A experiment E94-010[6], which were compared with a Chiral Perturbation Theory calculation[39] and a model prediction[40]. Detail of the experiment E94-010 and comparison with ChPT and model will be discussed below.

2.4 Precision measurements of Moments and sum rules of spin structure functions

JLab E94-010[6] in Hall A measured the generalized GDH sum and the moments of the neutron spin structure functions Γ_1 and Γ_2 in the low to intermediate Q^2 range. The measurement of doubly-polarized inclusive cross sections was performed at five beam energies from 0.86 to 5.1 GeV at a scattering angle of 15.5°. Parallel and perpendicular cross-section differences were obtained, from which g_1 , g_2 , σ_{TT} and σ_{LT} for ^3He were extracted. Interpolation to constant Q^2 values was performed and the GDH integrals were formed from pion threshold to $W^2 = 4$ GeV². Finally, nuclear corrections[41] were applied to extract the GDH integral for the neutron. The results are shown in the left-top panel of Fig. 3. The higher energy contributions (for W^2 from 4 to 1000 GeV²) were estimated using the parameterization of Thomas and Bianchi[42].

These data show a smooth but dramatic change in the value of the generalized GDH sum from what was observed at high Q^2 . While not unexpected from phenomenological models, these data illustrate the sensitivity to the transition from partonic to hadronic behavior. The measured values of the first moment of g_1^n are shown in the left-middle panel of Fig. 3, along

with the world data from SLAC and HERMES. Also shown are Chiral Perturbation Theory calculations and several model predictions. These data provide a precision data base for a twist expansion analysis at the higher end of the Q^2 range, a check for Chiral Perturbation Theory (ChPT) calculations[39] at the low end of the Q^2 range, and establish an important benchmark against which one can compare future calculations (such as Lattice Gauge Theory calculations). The measured values of the first moment of g_2^n are shown in the left-bottom panel of Fig. 3. These results indicate the first validation of the Burkhardt-Cottingham sum rule[43], $\Gamma_2 = 0$. Also shown in the right-bottom panel is the Bjorken sum[7], the first moment of $g_1^p - g_1^n$, which were extracted from the E94-010 neutron data and the CLAS proton and deuteron results.

Higher (x^2 weighted) moments of the spin structure functions are related to the generalized forward spin polarizabilities γ_0 and δ_{LT} [6]. The right panels of Fig. 3 show the E94-010 results on γ_0 and δ_{LT} , and the comparison with the ChPT calculations and MAID model[40] predictions. The relativistic baryon ChPT with resonance shows a good agreement with the data for γ_0 at $Q^2 = 0.1 \text{ GeV}^2$. However, ChPT calculations deviate significantly from the data for δ_{LT} , which was expected to be an excellent candidate to check Chiral dynamics of QCD since it was not sensitive to the dominating resonance (Δ) contributions. This disagreement presents a real challenge to theorists.

New experiments[44, 45] will extend the generalized GDH sum measurements to very low Q^2 (down to $Q^2 = 0.01 \text{ GeV}^2$), below the turn-around point predicted by calculations (at $Q^2 \approx 0.1 \text{ GeV}^2$). ChPT calculations will be extensively tested at low Q^2 where they are expected to be applicable. Extrapolation to the real photon point provides an alternative way to test the original GDH sum rule. Data taking was completed for the neutron in Hall A in the summer of 2003. Analysis is underway. Data taking is planned in 2006 for the proton experiment in Hall B.

2.5 Preliminary results of spin structure functions for Quark-hadron duality study

JLab E01-012[8] ran successfully in early 2003 in Hall A. Asymmetries and cross sections were measured in the resonance region, for Q^2 range from 1 to 3.6 GeV^2 , for inclusive scattering of polarized electrons on a longitudinally and transversely polarized ^3He target. The spin structure function g_1 and virtual photon asymmetry A_1 were extracted. Work is ongoing to extract the neutron results. These results, combined with the DIS results[3], will provide a test of quark-hadron duality in the neutron spin structure functions.

Preliminary results have also become available from the JLab Hall C experiment E01-006 [9] on the proton spin structure in the resonance region. These data, combined with the world DIS data, will help study quark-hadron duality in the proton spin structure function.

3 summary

In summary, the high polarized luminosity available at JLab has provided us with high-precision data to study the nucleon spin structure in a wide kinematic range. They shed light on the valence quark structure and helped to understand quark-gluon correlations and study the transition between perturbative and non-perturbative regions of QCD.

The work presented was supported in part by the U. S. Department of Energy (DOE) contract DE-AC05-84ER40150 Modification NO. M175, under which the Southeastern Universities Research Association

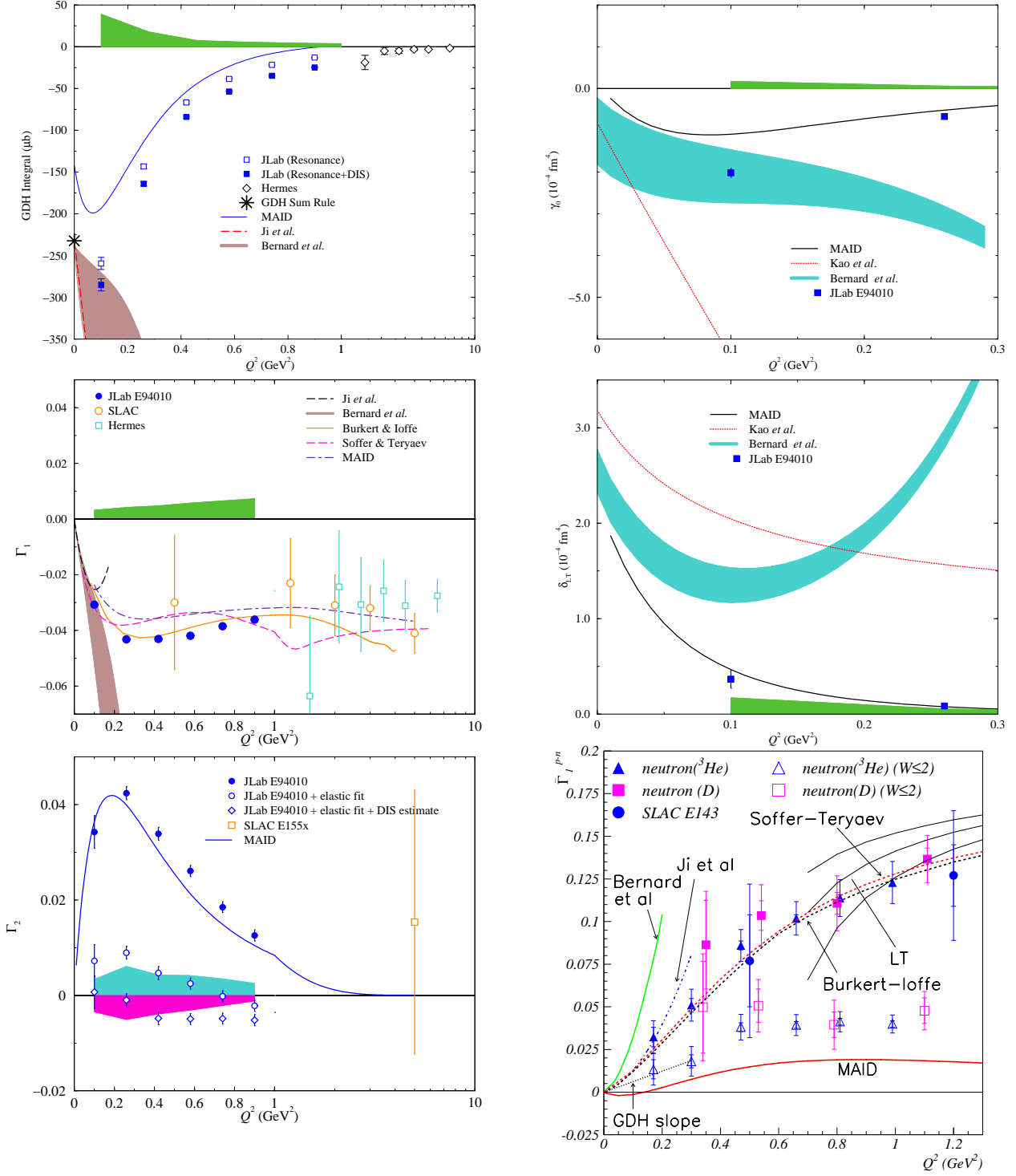


Figure 3: Comparisons of JLab E94-010 neutron results and the Bjorken sum (proton-neutron) results, which are extracted from E94-010 and CLAS data, with world data, ChPT calculations and model calculations. The bands above the zero axes are the systematic uncertainties. The band below the zero axis on left-bottom panel shows the estimated uncertainties from low- x extrapolation.

operates the Thomas Jefferson National Accelerator Facility.

References

- [1] see, for example, B. W. Filippone and X. Ji, *Adv. Nucl. Phys.* **26**, 1 (2001)
- [2] J. D. Bjorken, *Phys. Rev.* **148**, 1467 (1966); *Phys. Rev. D* **1**, 465 (1970)
- [3] X. Zheng, *et al.*, *Phys. Rev. Lett.* **92**, 012004 (2004); X. Zheng, *et al.*, *Phys. Rev. C* **70**, 065207 (2004).
- [4] K. Kramer, *et al.*, *Phys. Rev. Lett.* **95**, 142002 (2005).
- [5] J. P. Chen, A. Deur and Z. E. Meziani, to appear in *Mod. Phys. Lett. A* (2005); nucl-ex/0509007.
- [6] M. Amarian, *et al.*, *Phys. Rev. Lett.* **89**, 242301 (2002); *ibid.*, **92**, 022301 (2004); *ibid.*, **93**, 152301 (2004); Z. E. Meziani *et al.*, *Phys. Lett. B* **613**, 148 (2005).
- [7] A. Deur, *et al.*, *Phys. Rev. Lett.* **93**, 212002 (2004).
- [8] JLab E01-012, Spokespersons, J. P. Chen, S. Choi and N. Liyanage.
- [9] JLab E01-006, Spokespersons, M. Jones and O. Rondon.
- [10] N. Isgur, *Phys. Rev. D* **59**, 034013 (1999).
- [11] S. Brodsky, M Burkhardt and I. Schmidt, *Nucl. Phys. B* **441**, 197 (1995).
- [12] F. Close, *Nucl. Phys. B* **80**, 269 (1974).
- [13] S. Wandzura and F. Wilczek, *Phys. Lett. B* **72** (1977).
- [14] X. Ji and W. Melnitchouk, *Phys. Rev. D* **56**, 1 (1997).
- [15] S. B. Gerasimov, *Sov. J. Nucl. Phys.* **2**, 598 (1965); S. D. Drell and A. C. Hearn, *Phys. Rev. Lett.* **162**, 1520 (1966).
- [16] D. Drechsel, S.S. Kamalov, and L. Tiator, *Phys. Rev. D* **63**, 114010 (2001).
- [17] X. Ji and J. Osborne, *J. Phys. G* **27**, 127 (2001).
- [18] D. Drechsel and L. Tiator, *Ann. Rev. Nucl. Part. Sci.* **54**, 69 (2004).
- [19] E. D. Bloom and F. J. Gilman, *Phys. Rev. Lett.* **25**, 1140 (1970).
- [20] I. Niculescu, *et al.*, *Phys. Rev. Lett.* **85**, 1182 (2000); **85**, 1186 (2000).
- [21] W. Melnitchouk, R. Ent and C. Keppel, *Phys. Rept.* **406**, 127 (2005).
- [22] A. Airapetian, *et al.*, *Phys. Rev. Lett.* **90**, 092002 (2003).
- [23] T. A. Forest, *Proceedings of GDH2004*, editors, S. Kuhn and J. P. Chen, World Scientific.
- [24] Hall A collaboration: J. Alcorn *et al.*, *Nucl. Inst. Meth. A* **522**, 294 (2004).
- [25] J.S. Jensen, Ph.D. Thesis, California Institute of Technology, 2000; I. Kominis, Ph.D. Thesis, Princeton University, 2000; /www.jlab.org/e94010/.
- [26] CLAS collaboration: B. A. Mecking *et al.*, *Nucl. Inst. Meth. A* **503**, 513 (2003).
- [27] <http://www.jlab.org/HallC/>
- [28] C. D. Keith *et al.*, *Nucl. Inst. Meth. A* **501**, 327 (2003).
- [29] F. Bissey, *et al.*, *Phys. Rev. C* **65**, 064317 (2002).
- [30] E. Leader, A. V. Sidorov and D. B. Stamenov, *Eur. Phys. J. C* **23**, 479 (2002).
- [31] C. Bourrely, J. Soffer and F. Buccella, *Eur. Phys. J. C* **23**, 487 (2002).
- [32] S. Kuhn, private communication and J. P. Chen, *Proceedings of DIS05*, AIP **792**, 961 (2005).
- [33] K. Abe, *et al.*, E155 collaboration, *Phys. Lett. B* **493**, 19 (2000).
- [34] J. Blümlein and H. Bottcher, *Nucl. Phys. B* **636**, 225 (2002).

- [35] M. Stratmann, Z. Phys. C **60**, 763 (1993).
- [36] H. Weigel, Pramana **61**, 921 (2003).
- [37] M. Wakamatsu, Phys. Lett. B **487**, 118 (2000).
- [38] M. Gockeler *et al.*, Phys. Rev. D **63**, 074506 (2001).
- [39] X. Ji, C. Kao, and J. Osborne, Phys. Lett. B **472**, 1 (2000); C. W. Kao, T. Spitzenberg and M. Vanderhaeghen, Phys. Rev. D **67**, 016001 (2003); V. Bernard, T. Hemmert and Ulf-G. Meissner, Phys. Rev. D **67**, 076008
- [40] D. Drechsel, S. Kamalov and L. Tiator, Phys. Rev. D **63**, 114010 (2001)
- [41] C. Ciofi degli Atti and S. Scopetta, Nucl. Phys. B**404**, 223 (1997)
- [42] E. Thomas and N. Bianchi, Nucl. Phys. B**82** (Proc. Suppl.), 256 (2000)
- [43] H. Burkhardt and W. N. Cottingham, Ann. Phys. **56**, 453 (1970)
- [44] JLab E97-110, Spokespersons, J. P. Chen, A. Deur and F. Garibaldi.
- [45] JLab E03-006, Spokespersons, M. Battaglieri, A. Deur, R. De Vita and M. Ripani.