

# A direct measurement of short range NN correlations in nuclei via the reaction $^{12}\text{C}(p, 2p + n)$ .

J. Aclander<sup>1</sup>, J. Alster<sup>1</sup>, D. Barton<sup>2</sup>, G. Bunce<sup>2</sup>, A. Carroll<sup>2</sup>, N. Christensen<sup>3\*</sup>, H. Courant<sup>3</sup>, S. Durrant<sup>2</sup>, S. Gushue<sup>2</sup>, S. Heppelmann<sup>4</sup>, E. Kosonovsky<sup>1</sup>, I. Mardor<sup>1</sup>, Y. Mardor<sup>1</sup>, M. Marshak<sup>3</sup>, Y. Makdisi<sup>2</sup>, E.D. Minor<sup>4†</sup>, I. Navon<sup>1</sup>, H. Nicholson<sup>5</sup>, E. Piassetzky<sup>1</sup>, T. Roser<sup>2</sup>, J. Russell<sup>6</sup>, C.S. Sutton<sup>5</sup>, M. Tanaka<sup>2‡</sup>, C. White<sup>3</sup>, J-Y Wu<sup>4§</sup>.

( )

<sup>1</sup>*School of Physics and Astronomy, Sackler Faculty of Exact Sciences, Tel Aviv University.* <sup>2</sup>*Brookhaven National Laboratory.* <sup>3</sup>*Physics Department, University of Minnesota.* <sup>4</sup>*Physics Department, Pennsylvania State University.* <sup>5</sup>*Mount Holyoke College.* <sup>6</sup>*Physics Department, University of Massachusetts Dartmouth.*

The reaction  $^{12}\text{C}(p, 2p + n)$  was measured at beam momenta of 5.9 and 7.5 GeV/c. We established the quasi-elastic character of the reaction  $C(p, 2p)$  at  $\theta_{cm} \simeq 90^\circ$ , in a kinematically complete measurement. The neutron momentum was measured in triple coincidence with the two emerging high momentum protons. We present the correlation between the momenta of the struck target proton and the neutron. The events are associated with the high momentum components of the nuclear wave function. We conclude that two-nucleon short range correlations have been seen experimentally. The conclusion is based on kinematical correlations and is not based on specific theoretical models.

21.30.-x, 25.40.Hs, 24.50.+g

Most nuclear properties can be described successfully within the single particle model. However, the simple picture breaks down when some detailed features are studied, especially in the extreme regions of the nuclear wave function. Experimental evidence for this comes from several sources. There is additional strength at large nucleon momenta and large excitation energies [1–3]. There are measurements of longitudinal to transverse response functions [1]. All of these are inconsistent with the single particle model.

In recent years it has become clear that two-nucleon correlations (not necessarily of short range) play a role in nuclei. Some examples of data to that effect are the inclusive  $(e, e')$  scattering at  $x > 1$  [4–7], the semi-exclusive  $(e, ep)$  measurements [8–11], real photon ab-

sorption  $(\gamma, 2N)$  measurements [12,13] and the two-nucleon knockout reactions  $(e, ed)$ ,  $(e, epp)$  and  $(e, epn)$  [14–17]. There is also evidence from hadronic interactions such as pion absorption [18,19], and backward scattered protons from a variety of projectiles [20], including neutrinos [21]. Since the early theoretical work of Jastrow [22], there is a continuing theoretical effort [23–28] to relate the experimental data to short range correlations (SRC) (especially two-nucleon SRC) .

The SRC between two nucleons in nuclei are a very elusive feature in nuclear physics. Their identification is very difficult because they are usually small compared to the single particle components. It is also difficult to separate SRC from effects such as meson exchange currents and  $\Delta$  components in the nucleus. In this paper we describe how one can determine experimentally the existence of two-nucleon short range correlations (NN SRC). We present data that show that they have been identified in the quasi-elastic  $A(p, 2p + n)$  reaction at large momentum transfer.

In a quasi-elastic (QE) scattering reaction with a high energy projectile, a single target nucleon with momentum  $p_m$  is removed from the nucleus leaving the residual nucleus at an excitation energy  $E_m$ . There are theoretical expectations as well as experimental indications that NN SRC become important at large  $p_m$  and  $E_m$ . Thus far the evidence for NN SRC is based on models that add SRC contributions to explain discrepancies with single particle interactions. It is possible to obtain a direct experimental signature for SRC by looking at the decay of the residual nucleus after the fast removal of one of its nucleons by the QE reaction. If a high momentum target nucleon is correlated with a partner nucleon, the partner will recoil with a momentum  $p$  in the direction opposite to  $\mathbf{p}_m$ :  $\mathbf{p}_m = -\mathbf{p}$ ,  $p_m > k_F$ , and  $p > k_F$ , where  $k_F$  is the Fermi momentum surface. Since  $k_F \simeq 220$  MeV/c (for  $^{12}\text{C}$ ), the signature will consist of two nucleons, each with high momentum ( $> 220$  MeV/c) and a relative momentum of more than 440 MeV/c, balancing their momenta.

We measured the high-momentum transfer quasi-elastic  $C(p, 2p)$  reaction at  $\theta_{cm} \simeq 90^\circ$  on carbon for 5.9 and 7.5 GeV/c incident protons, in a kinematically complete coincidence experiment. The three-momentum components of both high  $p_t$  final state protons were measured, which determined the missing energy and momen-

\*Current address: Department of Physics, University of Auckland, New Zealand.

†Current address: “Concurrent Technologies Corporation”, Johnstown, PA, USA.

‡Deceased

§Current address: “Fermi National Accelerator Laboratory”.

tum of the target proton in the nucleus. We measured the directions and momenta of neutrons in coincidence with these two protons. The experiment (E850) was performed at the AGS accelerator at Brookhaven National Laboratory with the EVA spectrometer [29–32], which was located in the secondary beam line C1. The beam passed through a sequence of two differential Cerenkov counters which identified the incident particles. A scintillator in the beam served as timing reference. The beams ranged in intensity from 1 to  $2 \times 10^7$  particles over a one second spill, every 3 seconds. The spectrometer consists of a super-conducting solenoidal magnet operated at 0.8 Tesla. The beam enters along the symmetry axis of the magnet ( $z$ ). The scattered particles are tracked by straw tube drift chambers which provide the transverse momenta of the particles and their scattering angles. Details on EVA spectrometer are given in Refs. [29–32]. Three solid targets,  $CH_2$ ,  $C$  and  $CD_2$  (enriched to 95%) were placed on the  $z$  axis, separated by about 20 cm. They were  $5.1 \times 5.1$  cm<sup>2</sup> and 6.6 cm long in the  $z$  direction except for the  $CD_2$  target which was 4.9 cm long. Their positions were interchanged several times at regular intervals. The data discussed here come from the middle and upstream target positions with  $C$  and  $CH_2$  only. The downstream target geometry was not favorable for the correlation measurement.

Quasi-elastic scattering events, with only two charged particles in the spectrometer, were selected. An excitation energy of the residual nucleus  $|E_{miss}| < 500$  MeV was imposed in order to suppress events where additional particles could be produced without being detected in EVA. See Refs. [31,3] for details.

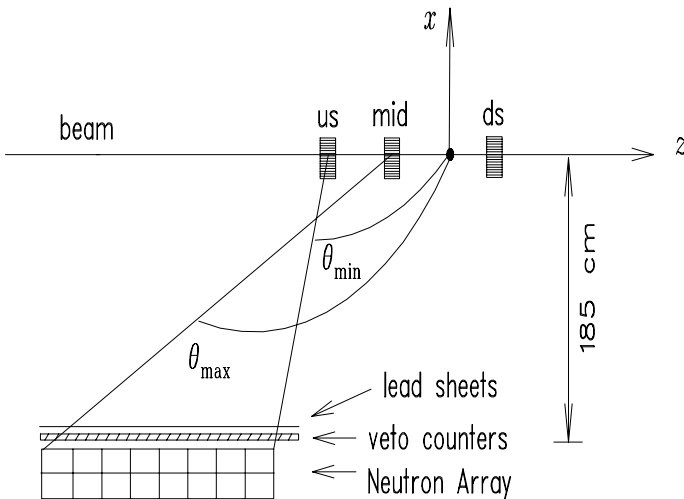


FIG. 1. The neutron counter set up. The  $z$  axis is the symmetry axis of the EVA spectrometer. The spectrometer itself is not shown.  $\theta_{min}=102^\circ$  and  $\theta_{max} = 125^\circ$ . The three target positions are labeled as upstream (us), middle (mid) and downstream (ds) positions.

We measured the emerging neutrons in (triple) coincidence with the two emerging high momentum protons. In Fig. 1, we present a schematic picture of this setup. Below the targets we placed a series of 16 scintillation bars covering an area of  $0.8 \times 1.0$  m<sup>2</sup> and 0.25 m deep. They spanned an angular range of 102 to 125 degrees from the target. These counters measured the neutron momenta by time of flight (TOF) with a TOF resolution of  $\sigma = 0.5$  nsec. This corresponds to a momentum resolution of  $\sigma = 30$  MeV/ $c$  at the highest momentum. A set of veto counters served to eliminate charged particles. Lead sheets of 1.7 radiation lengths were placed in front of the veto counters in order to reduce the number of photons entering the TOF spectrum. A clearly identified peak at about 3 nsec per meter flight path, due to remaining photons from the targets, was used for calibration and to measure the timing resolution. We applied a cutoff in the TOF spectrum at 6 nsec per meter flight path, keeping neutrons below 600 MeV/ $c$ , in order to eliminate any photons.

An example of a triple coincidence event which displays a NN SRC, is shown in Fig. 2. We show the transverse components  $\mathbf{p}_t(p_1)$  and  $\mathbf{p}_t(p_2)$  of the two outgoing high momentum protons as they were reconstructed in the trajectory analysis. The transverse momentum component of the struck target proton  $\mathbf{p}_t(p) = \mathbf{p}_t(p_1) + \mathbf{p}_t(p_2)$  and the component of the neutron on the plane perpendicular to the beam ( $\mathbf{p}_t(n)$ ) are drawn as well.

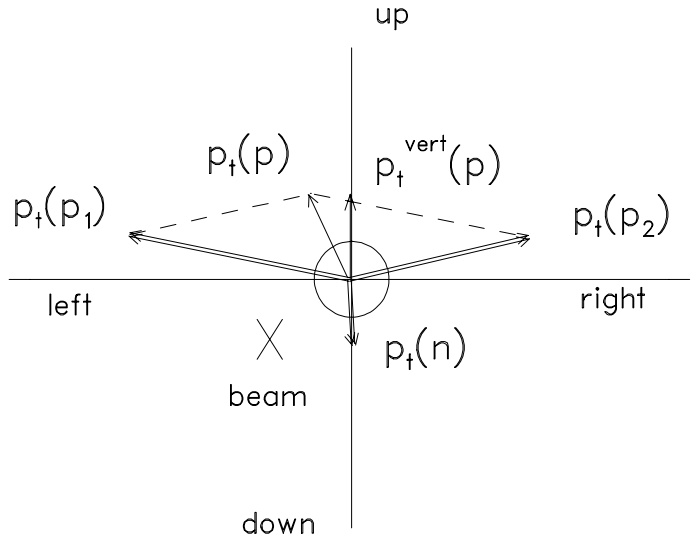


FIG. 2. A triple coincidence event measured at an incident momentum of 5.9 GeV/c. The vectors are projections on the plane normal to the incident beam. The axes are the vertical and horizontal directions in that plane. The  $\mathbf{p}_t(p_1), \mathbf{p}_t(p_2)$  are the transverse momenta of the outgoing protons,  $\mathbf{p}_t(p)$  is the transverse momentum of the target proton before the interaction and  $p_t^{vert}(p)$  is its vertical component.  $\mathbf{p}_t(n)$  is the projection of the neutron momentum on the same plane. The circle indicates the scale for a momentum of 220 MeV/c.

If the struck proton was correlated with a nearby neutron and the  $pn$  pair is at rest, the neutron will emerge in the direction opposite to that of the struck proton and with the same magnitude  $\mathbf{p}(n) = -\mathbf{p}(p)$ . If the correlation is of short range nature, we also expect both  $p(n)$  and  $p(p)$  to be above the Fermi sea level. Most of the events we measured do not have these ideal characteristics. The angular correlation is spread out due to limited experimental resolution, to center of mass motion of the  $pn$  pair in the nucleus and to final state interactions (FSI) of the outgoing protons. Notwithstanding the inevitable smearing of the angular correlation, we can extract information on the  $np$  correlation from our data by relaxing somewhat the stringent "back to back" requirement. None of the above effects is sufficiently large to prevent us from determining whether the momentum of the target proton pointed upwards or downwards. All the neutrons are detected in the downward direction. Consequently, we concentrate on the vertical (up-down) component of the struck proton. In Fig. 3 we plotted that component with respect to the *total momentum* of the neutron obtained from both the 5.9 and 7.5 GeV/c beam momenta. The reason for choosing the total momentum was that the neutron momentum is well measured and clearly represents the nucleon momentum distribution. Each data point represents a single measured event. The resolution of the vertical momentum component depends on the azimuthal angle of the pp scattering plane. The resolution is best if that plane is horizontal and worst if it is vertical. The different sizes of the error bars in Fig. 3 reflect this variation in the resolution.

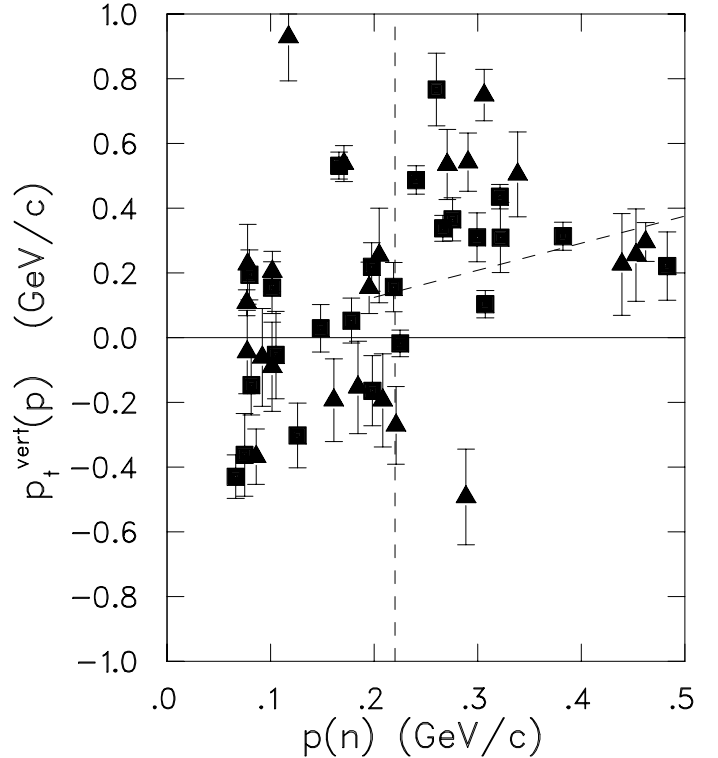


FIG. 3. The vertical component of the target nucleon momentum vs. the total neutron momentum. The positive vertical axis is the upward direction. The events shown are for triple coincidences of the neutron with the two high energy protons emerging from the QE  $C(p, 2p)$  reaction. The squares are for the 5.9 GeV/c incident beam and the triangles are for 7.5 GeV/c. The dashed lines are explained in the text. We associate the events in the upper right corner with NN SRC.

The location of the neutron counter array below the targets insures that the downward components of the neutron momenta are nearly as large ( $\sim 90\%$ ) as the total momenta.

Any proton with a vertical component in the downward direction cannot be a partner in the two-nucleon  $np$  correlation. We see that, up to a neutron momentum of  $k_F \simeq 220$  MeV/c, (see the vertical dashed lines in Fig. 3) there are proton components in the downward as well as in the upward directions. Above that momentum there are very few downward pointing proton momenta and most point upwards. This is what one expects for correlated nucleon pairs. The large neutron momenta are associated with upward going protons while below the Fermi level, where the momenta can originate from the mean field, there is no preference. In order for neutrons to reach the counters below the targets they need some minimal downward component  $p_n^{vert}$ , which increases with the total neutron momentum. If the neutron is correlated with a proton, that proton will need an upward component which is equal in size to  $p_n^{vert}$ . The slanted dashed line in the figure represents this transverse momentum balance. All "correlated points" would

lie on that line if there were no transverse motion of the  $pn$  pair nor FSI. Correlated neutrons with a larger downward component are associated with protons above that dashed line.

The absence of downward pointing proton momenta at high neutron momenta, is a clear indication of the dominance of two-nucleon correlations. We emphasize the fact that the conclusion is based only on kinematics and does not depend on specific theoretical models.

We performed a series of tests to ascertain that the up/down asymmetry in Fig. 3 is not an experimental artifact of the spectrometer or of analysis procedures. We looked for asymmetries in, (i) the double coincidence ( $p, 2p$ ) quasi-elastic scattering data, (ii) the triple coincidence data, where the third coincidence was taken from the photon peak in the neutron counter and (iii) we changed the  $E_{miss}$  region to  $1.2 < E_{miss} < 2$  GeV. We did not observe asymmetries in any one, or combinations, of these tests.

Final state interactions could, in principle, mimic this asymmetry. This can happen if one of the outgoing protons scatters elastically from a neutron in the same nucleus, at an angle such that the recoil neutron enters the neutron counters. The momentum transferred to the proton cannot be distinguished from the original momentum of the struck proton before the hard interaction. Since the neutron detectors are positioned at a backward angle (about  $114 \pm 12$  deg), the probability for such a recoil neutron to enter the counters is very small. We estimated the FSI contribution to the events shown in Fig 3 in the following way. We assumed that the FSI can be described by a Glauber-like calculation, as in Ref. [33]. We simulated the geometry of the spectrometer and neutron detectors and determined the number of neutrons and their momenta that could contribute to Fig. 3, for all the ( $p, 2p$ ) quasi-elastic events accepted by the spectrometer. The contribution of FSI to the events in Fig. 3 is about 3 above 220 MeV/c and about 2 below 220 MeV/c. The number of initial state interactions for the 6 GeV/c projectile, causing a neutron to recoil to an angle of 100 deg, is negligible.

In conclusion, even with limited statistics, it is possible to identify two-nucleon short range correlations on an event by event basis. The identification is based solely on kinematical arguments. The measured events are associated with high momentum components of the nuclear wave function. It seems that high energy exclusive reactions are an effective tool for the study of SRC in nuclei and it should encourage further studies, such as high energy ( $e, epN$ ) and ( $p, 2p + n$ ) measurements.

Very special thanks are due to Dr. M. Sargsyan, who accompanied our analysis with detailed calculations. We wish to thank Drs. L. Frankfurt and M. Strikman for their theoretical input. S. Baker, F.J. Barbosa, S. Kaye, M. Kmit, D. Martel, D. Maxam, J.E. Passaneau and M. Zilca contributed significantly to the design and construc-

tion of the detector.

We are pleased to acknowledge the assistance of the AGS staff in building the detector and supporting the experiment, particularly our liaison engineers, J. Mills, D. Dayton, C. Pearson. We acknowledge the continuing support of D. Lowenstein and P. Pile.

This research was supported by the U.S. - Israel Binational Science Foundation, the Israel Science Foundation founded by the Israel Academy of Sciences and Humanities, the NSF grant PHY-9501114 and the U.S. Department of Energy grants DEFG0290 ER40553.

- 
- [1] W.Bertozzi, R.W. Lourie and E.J. Moniz, in Modern Topics in Electron Scattering, (World Scientific, 1991), B.Frois and I.Sick eds.
  - [2] S.Heppelmann *et al.*, Phys. Lett. 232B, 167 (1989).
  - [3] Y.Mardor *et al.*, preprint nucl-ex/9710002 16 Oct, 1997.
  - [4] C.Ciofi degli Atti and S.Simula, Phys. Lett. B325, 276 (1994).
  - [5] I.Sick, D.B.Day and J.S.McCarthy, Phys. Rev. Lett. 45, 871 (1980).
  - [6] D.B.Day *et al.*, Phys.Rev.Lett. 59, 427 (1987).
  - [7] J.Arrington *et al.*, Phys.Rev. C53, 2248 (1996).
  - [8] J.M.Le Goff *et al.*, Phys.Rev. C55, 1600 (1997).
  - [9] G.van der Steenhoven *et al.*, Nucl.Phys. A484, 445 (1988).
  - [10] L.J.H.M. Kester *et al.*, Phys. Lett. B 34, 79 (1995).
  - [11] R.W.Lourie *et al.*, Phys. Rev. Lett. 56, 2364 (1986), and N.C.R. Makins *et al.*, Phys.Rev.Lett. 72, 1986 (1994).
  - [12] J.Arends *et al.*, Z.Physik A298, 103(1980).
  - [13] M.Kanazawa *et al.*, Phys.Rev. C35, 1828 (1987).
  - [14] C.J.G.Onderwater *et al.*, Phys. Rev. Lett. 78, 4893 (1997).
  - [15] L.J.H.M.Kester *et al.*, Phys. Rev. Lett. 74, 1712 (1995).
  - [16] R.Ent *et al.*, Phys. Rev. Lett. 62, 24 (1989).
  - [17] A.Zondervan *et al.* Nucl. Phys. A587, 697 (1995).
  - [18] D.Ashery and J.P.Schiffer, Ann. Rev. Part. Sci. 36, 207 (1986).
  - [19] J.Aclander *et al.*, Phys. Lett. B300, 19 (1993), and S.MayTal-Beck *et al.*, Phys. Rev. Lett. 68, 3012 (1992).
  - [20] Yu D.Bayukov *et al.*, Sov. J. Nucl. Phys. 42, 116 (1985), and 238; Sov. J. Nucl. Phys. 34, 437 (1981).
  - [21] V.I.Efremenko *et al.*, Phys. Rev. D22, 2581 (1980).
  - [22] R.Jastrow, Phys. Rev. 98, 1479 (1955).
  - [23] L.L.Frankfurt and M.I.Strikman, Phys. Rep. 160, 235 (1988).
  - [24] L.L.Frankfurt, M.I Strikman, D.B.Day and M.Sargsyan, Phys. Rev.C48, 245 (1993).
  - [25] C.Ciofi Degli Atti and G.B.West, preprint nucl-th/9702009 ,2/4/97
  - [26] J.M.Laget, in New Vistas in Electronuclear Physics, ed.E. Tomusiak *et al.*, (Plenum, New York, 1986).
  - [27] V.van der Sluys *et al.*, Phys. Rev. C54, 1322 (1996).
  - [28] J.Ryckebusch, Phys. Lett. B383, 1 (1996).

- [29] M.A.Shupe *et al.* *EVA, a solenoidal detector for large angle exclusive reactions: Phase I - determining color transparency to 22 GeV/c*. Experiment E850 Proposal to Brookhaven National Laboratory, 1988 (unpublished).
- [30] *Measurement of the dependence of the  $C(p, 2p)$  cross section on the transverse component of the spectral momentum*, S.Durrant, PhD thesis, Pennsylvania State University, 1994 (unpublished).
- [31] *Quasi-Elastic Hadronic Scattering at Large Momentum Transfer*, Y.Mardor, PhD thesis, Tel Aviv University, 1997 (unpublished).
- [32] *J. Y. Wu et al. , Nuclear Instruments and Methods A 349 (1994) 183*
- [33] I.Mardor *et al.*, Phys. Rev. C46, 761 (1992).