

# PROBING BARYON FREEZE-OUT DENSITY AT THE AGS WITH PROTON CORRELATIONS

SERGEI Y. PANITKIN<sup>7</sup>

*for the E895 Collaboration*

N.N. AJITANAND,<sup>12</sup> J. ALEXANDER,<sup>12</sup> M. ANDERSON,<sup>5</sup> D. BEST,<sup>1</sup>  
 F.P. BRADY,<sup>5</sup> T. CASE,<sup>1</sup> W. CASKEY,<sup>5</sup> D. CEBRA,<sup>5</sup> J. CHANCE,<sup>5</sup>  
 P. CHUNG,<sup>12</sup> B. COLE,<sup>4</sup> K. CROWE,<sup>1</sup> A. DAS,<sup>10</sup> J. DRAPER,<sup>5</sup> M. GILKES,<sup>11</sup>  
 S. GUSHUE,<sup>2</sup> M. HEFFNER,<sup>5</sup> A. HIRSCH,<sup>11</sup> E. HJORT,<sup>11</sup> L. HUO,<sup>6</sup>  
 M. JUSTICE,<sup>7</sup> M. KAPLAN,<sup>3</sup> D. KEANE,<sup>7</sup> J. KINTNER,<sup>8</sup> J. KLAY,<sup>5</sup>  
 D. KROFCHECK,<sup>9</sup> R. LACEY,<sup>12</sup> M. LISA,<sup>10</sup> H. LIU,<sup>7</sup> Y. LIU,<sup>6</sup>  
 R. MCGRATH,<sup>12</sup> Z. MILOSEVICH,<sup>3</sup> G. ODYNIEC,<sup>1</sup> D. OLSON,<sup>1</sup>  
 C. PINKENBURG,<sup>12</sup> N. PORILE,<sup>11</sup> G. RAI,<sup>1</sup> H.-G. RITTER,<sup>1</sup> J. ROMERO,<sup>5</sup>  
 R. SCHARENBERG,<sup>11</sup> L. SCHROEDER,<sup>1</sup> B. SRIVASTAVA,<sup>11</sup> N. STONE,<sup>2</sup>  
 T.J.M. SYMONS,<sup>1</sup> S. WANG,<sup>7</sup> J. WHITFIELD,<sup>3</sup> T. WIENOLD,<sup>1</sup> R. WITT,<sup>7</sup>  
 L. WOOD,<sup>5</sup> X. YANG,<sup>4</sup> W. ZHANG,<sup>6</sup> Y. ZHANG<sup>4</sup>

<sup>1</sup>*Lawrence Berkeley National Laboratory, Berkeley, California 94720*

<sup>2</sup>*Brookhaven National Laboratory, Upton, New York 11973*

<sup>3</sup>*Carnegie Mellon University, Pittsburgh, Pennsylvania 15213*

<sup>4</sup>*Columbia University, New York, New York 10027*

<sup>5</sup>*University of California, Davis, California 95616*

<sup>6</sup>*Harbin Institute of Technology, Harbin 150001, P. R. China*

<sup>7</sup>*Kent State University, Kent, Ohio 44242*

<sup>8</sup>*St. Mary's College of California, Moraga, California 94575*

<sup>9</sup>*University of Auckland, Auckland, New Zealand*

<sup>10</sup>*The Ohio State University, Columbus, Ohio 43210*

<sup>11</sup>*Purdue University, West Lafayette, Indiana 47907*

<sup>12</sup>*State University of New York, Stony Brook, New York 11794*

First measurements of the beam energy dependence of the two proton correlation function in central Au+Au collisions are performed by the E895 Collaboration at the BNL AGS. The imaging technique of Brown-Danielewicz is used in order to extract information about the proton source at freeze-out. Measured correlation functions and sources do not exhibit significant changes with beam energy.

## 1 Introduction

The sensitivity of the two-proton correlations to the space-time extent of nuclear reactions was first noted by Koonin<sup>1</sup>. A characteristic peak in the proton correlation function is due to the interplay of the attractive strong and repulsive Coulomb interactions along with effects of quantum statistics.

For simple static chaotic sources, it has been shown <sup>1,2,3,4</sup> that the height of the correlation peak approximately scales inversely with the source volume. Later on it was realized that the height of the peak is also sensitive to various dynamical properties of the emitting source such as collective flow <sup>5</sup>, space-momentum correlations within the source in general <sup>6</sup>, etc. Because of the complex nature of the two-proton final state interactions only model-dependent and/or qualitative statements were possible in proton correlation analysis. Recently, it was shown that one can perform model-independent extractions of the *entire* source function  $S(r)$  from two-proton correlations, not just its radii, using imaging techniques <sup>7,8,9</sup>. Furthermore, one can do this without making any *a priori* assumptions about the source geometry or lifetime, etc.

In this paper we present preliminary results of the first measurement of the beam energy dependence of the two-proton correlation function in the central Au+Au collisions at 2,4,6 and 8A GeV performed by the E895 Collaboration at the Brookhaven National Lab (BNL) Alternating Gradient Synchrotron (AGS).

## 2 Experimental Details and Analysis Procedure

The goal of E895 is to study multiparticle correlations and particle production with Au beams incident on a variety of targets, over a range of AGS energies. More information about the E895 experimental setup can be found elsewhere <sup>10,11</sup>. Beams of gold ions (<sup>197</sup>Au) were available at different energies - 2,4,6 and 8A GeV. They were used to bombard targets of different materials- Be, Cu, Ag and Au. Charged particles produced in the collision were detected with time projection chamber (TPC) <sup>10</sup>, positioned inside the MPS magnet, and multi-sampling ionization chamber (MUSIC) <sup>11</sup> located downstream from the magnet. For the presented results, only information from the TPC was used. The TPC was capable of detecting and the tracking software of reconstructing up to several hundreds tracks per event. Particle identification was performed via simultaneous measurement of particle momentum and specific ionization in the TPC gas. Momentum resolution within the range of correlation measurements was better than 3%. In order to obtain the two-proton correlation function  $C_2$  experimentally, the mixed event technique was used. We employ the following definition of the correlation function

$$C_2(q_{inv}) = \frac{N_{tr}(q_{inv})}{N_{bk}(q_{inv})} \quad , \quad (1)$$

where

$$q_{inv} = q = \frac{1}{2} \sqrt{-(p_1^\mu - p_2^\mu)^2} \quad (2)$$

is the half relative invariant momentum between the two identical particles with four-momenta  $p_1^\mu$  and  $p_2^\mu$ . The quantities  $N_{tr}$  and  $N_{bk}$  are the “true” and “background” two-particle distributions obtained by selecting particles from the same and different events, respectively. Before calculating the correlation function, several cuts were applied<sup>12</sup>. In order to guarantee a reliable particle identification and high purity of the proton sample, a cut on proton longitudinal momentum  $P_z < 800$  MeV/c was used. Contamination of the identified proton sample by other particles, in this momentum interval, was estimated to be less than 2%. For the present analysis events were selected with a multiplicity cut corresponding to the upper 5% of the inelastic cross section for Au+Au collisions. The imaging technique of Brown-Danielewicz<sup>7,8,6</sup> was

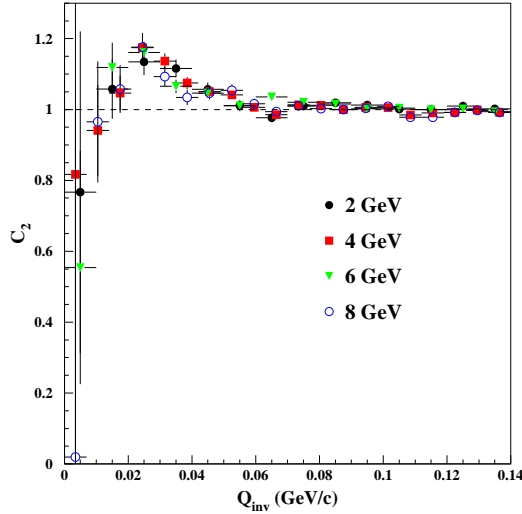


Figure 1. Measured two-proton correlation functions for Au+Au central collisions at different beam energies.

used in order to extract quantitative information from the measured correlation functions. Here we will give just a brief sketch of the method, see Refs<sup>7,8</sup>

for a more detailed description. The two-particle correlation function may be expressed in the following way:

$$C_{\mathbf{P}}(\mathbf{q}) \simeq \int d\mathbf{r} |\Phi_{\mathbf{q}}^{(-)}(\mathbf{r})|^2 S_{\mathbf{P}}(\mathbf{r}). \quad (3)$$

$S_{\mathbf{P}}(\mathbf{r})$  is the distribution of relative separation of emission points for the two particles, in their center of mass and  $\Phi_{\mathbf{q}}^{(-)}(\mathbf{r})$  is a relative wave function, which can be calculated numerically given a particular description of the final state interaction. In the present analysis, the proton relative wave functions were calculated by solving the Schrödinger equation with the REID93<sup>13</sup> and Coulomb potentials. The imaging method takes advantage of the fact that the equation relating the source and the correlation function may be inverted to yield a source function  $S_p(r)$  from a measured correlation function.

### 3 Results

Figure 1 shows the measured two-proton correlation functions for Au+Au central collisions at 2,4,6 and 8A GeV. Within currently available statistical accuracy no significant changes of the measured correlation functions with beam energy were observed. Figure 2 shows the relative distribution of emission points of protons for central Au+Au collisions at 2,4,6 and 8A GeV obtained as a result of the application of the imaging technique described above. It can be seen from Figure 2 that the relative proton source functions have similar shapes at all measured energies. Imaging combined with the measurements of the single particle distribution allows one to obtain freeze-out densities in a rather straightforward way<sup>9</sup>:  $\rho = S(r \rightarrow 0) \cdot N_p$  where  $\rho$  is the freeze-out density,  $S(r \rightarrow 0)$  is a value of the source function at zero separation and  $N_p$  is number of particles(protons). Details of the proton single-particle distribution analysis can be found elsewhere<sup>14</sup>. Results of the calculation of proton freeze-out density are shown (as a fraction of normal nuclear density) in Figure 3. Within experimental errors, proton freeze-out density in the measured momentum window is fairly constant with a possible hint of reduction at the highest beam energy. Clearly, better statistical accuracy is desirable to shed more light on the behavior of this important observable.

In summary, we reported preliminary results of the analysis of the beam energy dependence of the two-proton correlation function in the target fragmentation region ( $P_z < 800$  MeV/c). The correlation functions were measured for the first time for protons in central Au+Au collisions at beam energies 2,4,6 and 8A GeV. Within currently available statistical accuracy no significant changes with beam energy were observed. The source imaging technique

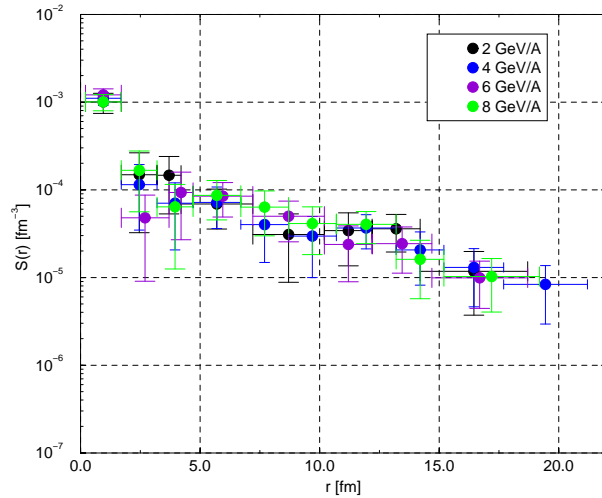


Figure 2. Relative source functions extracted from the proton correlation data at 2,4,6 and 8A GeV.

of Brown-Danielewicz was used to extract information about the space-time extent of the proton source. It was found that the relative proton source functions have similar shapes at all measured energies. Measured freeze-out densities of proton's emitted at target hemisphere ( $P_z < 800$  MeV/c) were found to be approximately constant at all available energies. Further investigation of this important observable using high precision measurements is clearly needed.

I would like to thank Physics Department of Brown University for warm hospitality during the Conference. Stimulating discussions with Drs. D.Brown and S. Pratt are gratefully acknowledged. This research is supported by the U.S. Department of Energy, the U.S. National Science Foundation and by University of Auckland, New Zealand, Research Committee.

## References

1. S. Koonin, Phys. Lett. **B70**, 43 (1977)..
2. R. Lednicky and V.L. Lyuboshitz, Sov. J. Nucl. Phys. **35**, 770 (1982).
3. T. Nakai and H. Yokomi, Prog. Theor. Phys. **66**, 1328 (1981).
4. D.J. Ernst, M.R. Strayer and A.S. Umar, Phys. Rev Lett. B **55**, 584 (1985).

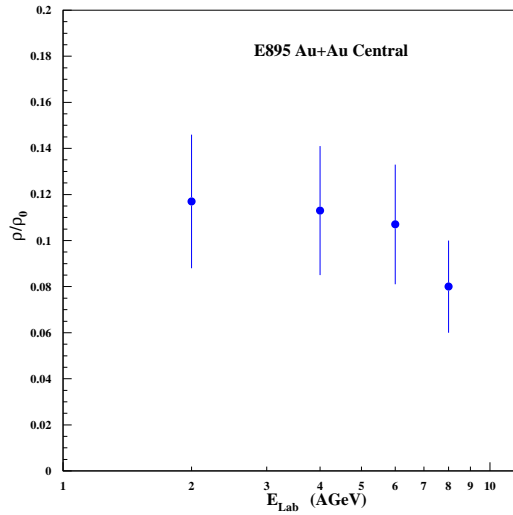


Figure 3. Beam energy dependence of the proton freeze-out densities at target rapidity region.

5. W.G. Gong, W. Bauer, C.K. Gelbke, and S. Pratt, Phys. Rev. C **43**, 781 (1991).
6. S.Y. Panitkin and D.A. Brown, nucl-th/9906022
7. D.A. Brown and P. Danielewicz, Phys. Lett. **B398**, 252 (1997).
8. D.A. Brown and P. Danielewicz, Phys. Rev. C **57**, 2474 (1998).
9. P. Danielewicz and D.A. Brown, nucl-th/9811048.
10. G. Rai, *et al.*, IEEE Trans. Nucl. Sci. **37**, 56 (1990).
11. G. Bauer *et al.*, NIM **A386**, 249 (1997).
12. S.Y. Panitkin for the E895 Collaboration, nucl-th/9905008
13. W.G.J. Stoks *et al.*, Phys. Rev. C **49**, 2950 (1994).
14. R. Witt for the E895 Collaboration, Proc. of the Relativistic Heavy Ion Minisymposium at the Centennial Meeting of the American Physical Society, Atlanta, Georgia, March 1999 (World Scientific, Singapore, in press).