

Hyperon-hyperon interactions and properties of neutron star matter

I. Vidaña, A. Polls and A. Ramos

*Departament d'Estructura i Constituents de la Matèria, Universitat de Barcelona, E-08028
Barcelona, Spain*

L. Engvik and M. Hjorth-Jensen

Department of Physics, University of Oslo, N-0316 Oslo, Norway

Abstract

We present results from Brueckner–Hartree–Fock calculations for β -stable neutron star matter with nucleonic and hyperonic degrees of freedom, employing the most recent parametrizations of the baryon-baryon interaction of the Nijmegen group. It is found that the only strange baryons emerging in β -stable matter up to total baryonic densities of 1.2 fm^{-3} are Σ^- and Λ . The corresponding equations of state are then used to compute properties of neutron stars such as masses and radii.

PACS numbers: 13.75.Ev, 21.30.-x, 21.65.+f, 26.60.+c, 97.60.Gb, 97.60.Jd

Typeset using REVTeX

I. INTRODUCTION

The physics of compact objects like neutron stars offers an intriguing interplay between nuclear processes and astrophysical observables. Neutron stars exhibit conditions far from those encountered on earth; typically, expected densities ρ of a neutron star interior are of the order of 10^3 or more times the 'neutron drip' density $\approx 4 \cdot 10^{11}$ g/cm³, where nuclei begin to dissolve and merge together. Thus, the determination of an equation of state (EoS) for dense matter is essential to calculations of neutron star properties. The EoS determines properties such as the mass range, the mass-radius relationship, the crust thickness and the cooling rate. The same EoS is also crucial in calculating the energy released in a supernova explosion.

At densities near to the saturation density of nuclear matter, ($\rho_0 = 0.16$ fm⁻³), we expect the matter to be composed of mainly neutrons, protons and electrons in β -equilibrium, since neutrinos have on average a mean free path larger than the radius of the neutron star. The equilibrium conditions can then be summarized as

$$\mu_n = \mu_p + \mu_e, \quad \rho_p = \rho_e, \quad (1)$$

where μ_i and ρ_i refer to the chemical potential and density of particle species i , respectively. At the saturation density of nuclear matter, ρ_0 , the electron chemical potential is of the order ~ 100 MeV. Once the rest mass of the muon is exceeded, it becomes energetically favorable for an electron at the top of the e^- Fermi surface to decay into a μ^- . A Fermi sea of degenerate negative muons starts then to develop and, consequently, the charge balance needs to be changed according to $\rho_p = \rho_e + \rho_\mu$ as well as requiring that $\mu_e = \mu_\mu$.

As the density increases, new hadronic degrees of freedom may appear in addition to neutrons and protons. One such degree of freedom is hyperons, baryons with a strangeness content. Contrary to terrestrial conditions where hyperons are unstable and decay into nucleons through the weak interaction, the equilibrium conditions in neutron stars can make the inverse process happen, so that the formation of hyperons becomes energetically favorable. As soon as the chemical potential of the neutron becomes sufficiently large, energetic

neutrons can decay via weak strangeness non-conserving interactions into Λ hyperons leading to a Λ Fermi sea with $\mu_\Lambda = \mu_n$. However, one expects Σ^- to appear via

$$e^- + n \rightarrow \Sigma^- + \nu_e, \quad (2)$$

at lower densities than the Λ , even though Σ^- is more massive. The negatively charged hyperons appear in the ground state of matter when their masses equal $\mu_e + \mu_n$, while the neutral hyperon Λ appears when its mass equals μ_n . Since the electron chemical potential in matter is larger than the mass difference $m_{\Sigma^-} - m_\Lambda = 81.76$ MeV, Σ^- will appear at lower densities than Λ . For matter with hyperons as well the chemical equilibrium conditions become

$$\begin{aligned} \mu_{\Xi^-} &= \mu_{\Sigma^-} = \mu_n + \mu_e, \\ \mu_\Lambda &= \mu_{\Xi^0} = \mu_{\Sigma^0} = \mu_n, \\ \mu_{\Sigma^+} &= \mu_p = \mu_n - \mu_e. \end{aligned} \quad (3)$$

Hyperonic degrees of freedom have been considered by several authors, mainly within the framework of relativistic mean field models [1–3] or parametrized effective interactions [4], see also Balberg *et al.* [5] for a recent update. Realistic hyperon-nucleon interactions were employed by Schulze *et al.* [6], in a many-body calculation in order to study the onset of hyperon formation in neutron star matter. In a recent work [7], they extend their work to study the properties of neutron stars with hyperons, paying special attention to the role played by three-body nucleon forces. All these works show that hyperons appear at densities of the order of $\sim 2\rho_0$.

In Refs. [6,7] the hyperon-hyperon interaction was not included. However, it is clear that as soon as the Σ^- hyperon appears, one needs to consider the interaction between hyperon pairs since it will influence the single-particle energy of hyperons, hence affecting the equilibrium conditions from that density on and the density where other hyperons (e.g. the Λ) appear. The aim of this work is thus to present results of many-body calculations for β -stable neutron star matter with hyperonic degrees of freedom, employing interactions

which also account for strangeness $S < -1$. To achieve this goal, our many-body scheme starts with the most recent parametrization of the free baryon-baryon potentials for the complete baryon octet as defined by Stoks and Rijken in Ref. [8]. This entails a microscopic description of matter starting from realistic nucleon-nucleon, hyperon-nucleon and hyperon-hyperon interactions. In a recent work [9] we have developed a formalism for microscopic Brueckner-type calculations of dense nuclear matter that includes all types of baryon-baryon interactions and allows to treat any asymmetry on the fractions of the different species ($n, p, \Lambda, \Sigma^-, \Sigma^0, \Sigma^+, \Xi^-$ and Ξ^0).

Here we extend the calculations of Ref. [9] to studies of β -stable neutron star matter. A brief summary of the formalism discussed in Ref. [9] is presented in section II. Our results are shown in section III. In III A we discuss the equation of state (EoS) and the composition of β -stable matter with strangeness, using various nucleonic contributions to the EoS. Based on the composition of matter we discuss in section III B the possible neutron star structures. Our conclusions are given in section IV.

II. FORMALISM

Our many-body scheme starts with the most recent parametrization of the free baryon-baryon potentials for the complete baryon octet as defined by Stoks and Rijken in Ref. [8]. This potential model, which aims at describing all interaction channels with strangeness from $S = 0$ to $S = -4$, is based on SU(3) extensions of the Nijmegen potential models [10] for the $S = 0$ and $S = -1$ channels, which are fitted to the available body of experimental data and constrain all free parameters in the model. In our discussion we employ the interaction version NSC97e of Ref. [8], since this model, together with the model NSC97f of Ref. [8], results in the best predictions for hypernuclear observables [10]. For a discussion of other interaction models, see Refs. [8,11].

With a given interaction model, the next step is to introduce effects from the nuclear medium. Here we will construct the so-called G -matrix, which takes into account short-

range correlations for all strangeness sectors, and solve the equations for the single-particle energies of the various baryons self-consistently. The G -matrix is formally given by

$$\begin{aligned} \langle B_1 B_2 | G(\omega) | B_3 B_4 \rangle &= \langle B_1 B_2 | V | B_3 B_4 \rangle + \\ &\sum_{B_5 B_6} \langle B_1 B_2 | V | B_5 B_6 \rangle \frac{Q}{\omega - E_{B_5} - E_{B_6} + i\eta} \\ &\times \langle B_5 B_6 | G(\omega) | B_3 B_4 \rangle. \end{aligned} \quad (4)$$

Here B_i represents all possible baryons n , p , Λ , Σ^- , Σ^0 , Σ^+ , Ξ^- and Ξ^0 and their quantum numbers such as spin, isospin, strangeness, linear momenta and orbital momenta. Q is the Pauli operator which allows only intermediate states $B_5 B_6$ compatible with the Pauli principle, and the energy variable ω is the starting energy defined by the single-particle energies of the incoming external particles $B_3 B_4$. The G -matrix is solved using relative and centre-of-mass coordinates, see e.g., Refs. [9,11] for computational details. The single-particle energies are given by

$$E_{B_i} = T_{B_i} + U_{B_i} + M_{B_i} \quad (5)$$

where T_{B_i} is the kinetic energy and M_{B_i} the mass of baryon B_i . We note that the G -matrix, Eq. (4), has been solved using the standard prescription (i.e. $E_B = T_B + M_B$) for the intermediate states $B_5 B_6$. The single-particle potential U_{B_i} is defined by

$$U_{B_i} = \text{Re} \sum_{B_j \leq F_j} \langle B_i B_j | G(\omega = E_{B_j} + E_{B_i}) | B_i B_j \rangle, \quad (6)$$

where the linear momentum of the intermediate single-particle state B_j is limited by the size of the Fermi surface F_j for particle species B_j . The matrix element in Eq. (6) is properly antisymmetrized when the species B_i and B_j are the same. This equation is displayed in terms of Goldstone diagrams in Fig. 1. Diagram (a) represents contributions from nucleons only as hole states, while diagram (b) has only hyperons as holes states in case we have a finite hyperon fraction in β -stable neutron star matter. The external legs represent nucleons and hyperons. Detailed expressions for the single-particle energies and the G -matrices involved can be found in Ref. [9].

The total non-relativistic energy density, ε , measured with respect to the nucleon mass, is obtained by adding the non-interacting leptonic contribution, ε_l , and the baryonic contribution, ε_b , the latter being obtained from the baryon single-particle potentials

$$\varepsilon = \varepsilon_l + \varepsilon_b = \varepsilon_l + 2 \sum_B \int_0^{k_F^{(B)}} \frac{d^3k}{(2\pi)^3} \left(M_B + \frac{\hbar^2 k^2}{2M_B} + \frac{1}{2} U_B(k) - M_N \right). \quad (7)$$

The total binding energy per baryon, \mathcal{E} , is then given by

$$\mathcal{E} = \frac{\varepsilon}{\rho}, \quad (8)$$

where ρ is the total baryonic density. The density of a given fermion species is given by

$$\rho_i = \frac{k_{Fi}^3}{3\pi^2} = x_i \rho_T, \quad (9)$$

where x_i is the fraction of particle species i and $\rho_T = \rho + \rho_l$ is the total density which includes the baryonic (ρ) and the leptonic one (ρ_l).

In order to satisfy the equations for β -stable matter summarized in Eq. (3), we need to know the chemical potentials of the particles involved. In Brueckner-Hartree-Fock (BHF) theory the chemical potential is taken as the single particle energy at the Fermi momentum of the baryon, $k_F^{(B)}$, which at the lowest order reads

$$\mu_B = E_B(k_F^{(B)}) = M_B + T_B(k_F^{(B)}) + U_B^N(k_F^{(B)}) + U_B^Y(k_F^{(B)}), \quad (10)$$

where, in the last equality, the baryon single-particle potential U_B has been split into a contribution, U_B^N , coming from the nucleonic Fermi seas (p, n) and a contribution, U_B^Y , coming from the hyperonic ones (Σ^-, Λ, \dots). From calculations in pure nucleonic matter it is well known that the nucleon chemical potential obtained from of Eq. (10) differs considerably from the thermodynamic definition

$$\mu_B = \frac{\partial \varepsilon}{\partial \rho_B}. \quad (11)$$

Therefore, for the nucleons, we replace the nucleonic contribution to the chemical potential in Eq. (10), i.e. $\mu_N^N = M_N + T_N(k_F^{(N)}) + U_N^N(k_F^{(N)})$, by $\mu_N^N = \partial \varepsilon_{NN} / \partial \rho_N$, where

$$\varepsilon_{NN} = 2 \sum_{B=n,p} \int_0^{k_F^{(B)}} \frac{d^3k}{(2\pi)^3} \left(M_B + \frac{\hbar^2 k^2}{2M_B} + \frac{1}{2} U_B^N(k) \right) \quad (12)$$

is the nucleonic contribution to the baryonic energy density including only the interaction between NN pairs. For the hyperons, we keep the prescription of Eq. (10). As shown in Ref. [7], these approximations amount to ignoring the weak dependence of U_N^N, U_Y^N on the hyperon fractions and of U_N^Y, U_Y^Y on the nucleon ones, and are good enough as long as the proton and hyperon fractions keep moderately small. Using the parabolic approximation for ε_{NN} one obtains [7]

$$\mu_{p,n}(\rho_N, \beta) = \mu_{p,n}(\rho_N, \beta = 0) - \left(\beta^2 \pm 2\beta - \beta^2 \rho_N \frac{\partial}{\partial \rho_N} \right) E_{sym}(\rho_N), \quad (13)$$

where $\beta = 1 - 2\rho_p/\rho_N$ is the asymmetry parameter, with $\rho_N = \rho_n + \rho_p$. The symmetry energy E_{sym} can be expressed as the difference of the energy per nucleon, $\tilde{\mathcal{E}}$, between pure neutron ($\beta = 1$) and symmetric nuclear ($\beta = 0$) matter:

$$E_{sym}(\rho_N) = \tilde{\mathcal{E}}(\rho_N, \beta = 1) - \tilde{\mathcal{E}}(\rho_N, \beta = 0) = \frac{1}{2} \frac{\partial \tilde{\mathcal{E}}}{\partial \beta}(\rho_N, \beta = 1), \quad (14)$$

where $\tilde{\mathcal{E}}$ is the nucleonic contribution to the total energy per nucleon, $\tilde{\mathcal{E}} = \varepsilon_{NN}/\rho_N$, and $\mu_{p,n}(\rho_N, \beta = 0)$ is given by

$$\mu_{p,n}(\rho_N, \beta = 0) = \tilde{\mathcal{E}}(\rho_N, \beta = 0) + \rho_N \frac{\partial \tilde{\mathcal{E}}(\rho_N, \beta = 0)}{\partial \rho_N}. \quad (15)$$

The many-body approach outlined above is the lowest-order BHF method extended to the hyperon sector. This means also that we consider only two-body interactions. However, it is well-known from studies of nuclear matter and neutron star matter with nucleonic degrees of freedom only that three-body forces are important in order to reproduce the saturation properties of nuclear matter, see e.g., Ref. [12] for the most recent approach. The effect of nucleon three-body forces on the properties of β -stable matter with hyperons has been studied in Refs. [6,7]. It is found that the repulsion induced by the three-body force at high densities enhances substantially the hyperon population and produces a strong softening of the EoS. In order to include such effects, we will alternatively use for the nucleonic sector,

the EoS of Ref. [12] (hereafter referred to as APR98), which is obtained from a variational calculation using the Argonne V_{18} nucleon-nucleon interaction [13] with relativistic boost corrections and a fitted three-body interaction model.

In the discussions below we will thus present two sets of results for β -stable matter, one where the nucleonic contributions to the self-energy of nucleons are derived from the baryon-baryon potential model of Stoks and Rijken [8] and one where the nucleonic contributions to the neutron and proton chemical potentials are calculated from the parametrization of the APR98 EoS discussed in Eq. (49) of Ref. [14]. We note that replacing the nucleon-nucleon part of the interaction model of Ref. [8] with that from the V_{18} nucleon-nucleon interaction [13], does not introduce large differences at the BHF level. However, the inclusion of three-body forces as done in Ref. [12] is important. Hyperonic contributions will however all be calculated with the baryon-baryon interaction of Stoks and Rijken [8]. We emphasize that, in the present work, YN as well as YY interactions are taken into account.

III. RESULTS

A. Equation of state and composition of β -stable matter

The above models for the pure nucleonic part (NSC97e and APR98) combined with the hyperon contribution (NSC97e) yield the composition of β -stable matter, up to total baryonic density $\rho = 1.2 \text{ fm}^{-3}$, shown in Fig. 2. In the upper panel, results for NSC97e model for NN , YN and YY interactions are presented. Results combining the APR98 model for the nucleonic sector with the NSC97e for the YN and YY interactions are shown in the lower panel. In both panels, solid lines correspond to the case in which all the interactions NN , YN and YY are considered.

As can be seen by comparing the solid lines in both panels in Fig. 2, the composition of β -stable neutron star matter has a strong dependence on the model used to describe the non-strange sector. In both cases, Σ^- is the first hyperon to appear due to its negative charge.

Since the APR98 EoS yields a stiffer pure nucleonic matter EoS than the corresponding one for NSC97e, the onset of Σ^- for the APR98 case occurs at a smaller density ($\rho = 0.27 \text{ fm}^{-3}$) than for the NSC97e case ($\rho = 0.34 \text{ fm}^{-3}$). In both cases, as soon as the Σ^- hyperon appears, leptons tend to disappear, totally in the APR98 case (the electron chemical potential changes sign at $\rho = 1.01 \text{ fm}^{-3}$, signaling the appearance of positrons), whereas in the NSC97e case only muons disappear. The onset of Λ formation takes place at higher density. Recalling the condition for the appearance of Λ , $\mu_\Lambda = \mu_n = \mu_p + \mu_{e^-}$, and that the APR98 EoS is stiffer due to the inclusion of three-body forces, this clearly enhances the possibility of creating Λ hyperons at lower density with this interaction model with respect to the NSC97e case. Indeed, the APR98 model produces Λ hyperons from $\rho = 0.67 \text{ fm}^{-3}$ on, whereas the neutron chemical potential of the NSC97e model turns out to be too small to equal the Λ one in the range of densities explored. The absence of Λ hyperons in the NSC97e case can also, in addition to a softer EoS, be retraced to a delicate balance between the nucleonic and hyperonic hole state contributions (and thereby to features of the baryon-baryon interaction) to the self-energy of the baryons considered here, see diagrams (a) and (b) in Fig. 1. Stated differently, the contributions from Σ^- , proton and neutron hole states to the Λ chemical potential are not attractive enough to lower the chemical potential of the Λ so that it equals that of the neutron. Furthermore, the increase of the chemical potential of the neutron with density is slowed down with the NSC97e YN interaction model since contributions from Σ^- hole states to the neutron self-energy are attractive, see e.g., Ref. [9] for a detailed account of these aspects of the interaction model. We note that the isospin-dependent component (Lane term) of the Σ^- single-particle potential for the new Nijmegen interaction [8] is strongly attractive, as opposed to what is found [17] for other interactions, including the old Nijmegen one [16]. This in turn implies a strong attraction for Σ^-n ($T = 3/2$) pairs, which is 10 times that obtained for the old Nijmegen potential at saturation density. These differences become more noticeable as density increases: while the Σ^-n pairs become increasingly more attractive with the new Nijmegen potentials (see e.g. Fig. 5 in [9]), they turn out to be strongly repulsive for the old one (see e.g. Figs. 1 and 2 in [7]). This

is why in Ref. [7] the onset density for the appearance of Σ^- is larger than that for free hyperons, whereas the reverse situation is found here (compare the Σ^- onset point in Fig. 2 with what would be extracted from Fig. 3). Within our many-body approach, no other hyperons appear at densities below $\rho = 1.2 \text{ fm}^{-3}$. These results differ from present mean field calculations [1–3], where all kinds of hyperons can appear at the densities considered here. Although the APR98 EoS may be viewed as the currently most realistic approach to the nucleonic EoS, our results have to be gauged with the uncertainty in the hyperon-hyperon and hyperon-nucleon interactions. Especially, if the hyperon-hyperon interactions tend to be more attractive, this may lead to the formation of hyperons such as the Λ , Σ^0 , Σ^+ , Ξ^- and Ξ^0 at lower densities. The stiffness of the nucleonic contribution, together with the hyperon-nucleon and hyperon-hyperon interactions play crucial roles in the appearance of various hyperons beyond the Σ^- .

In order to examine the role of the hyperon-hyperon interaction on the composition of β -stable neutron star matter, the dashed lines in the lower panel of Fig. 2 show the results of a calculation in which only the NN and YN interactions are taken into account. When the YY interaction is switched off, the scenario described above changes only quantitatively. The onset point of Σ^- does not change, because Σ^- is the first hyperon to appear and therefore the YY interaction plays no role for densities below this point. We note that the reduction of the Σ^- fraction compared with the case which includes the YY interaction, is a consequence of neglecting the strongly attractive $\Sigma^-\Sigma^-$ interaction [8], which allows the energy balance ($nn \leftrightarrow \Sigma^-p$) to be fulfilled with a smaller Σ^- Fermi sea. In turn, the reduction of the Σ^- fraction yields a moderate increase of the leptonic content in order to keep charge neutrality (in fact only muons disappear now). On the other hand, a smaller amount of Σ^- 's implies less Σ^-n pairs. Recalling that the Σ^-n interaction is attractive in this model (see e.g. Fig. 7 of Ref. [9]), this means that the chemical potential of the neutrons becomes now less attractive. As a consequence, the Λ hyperons appear at a smaller density ($\rho = 0.65 \text{ fm}^{-3}$) and have a larger relative fraction.

As it has been mentioned, the composition of β -stable matter depends strongly on the

model used to describe the nucleonic sector. In order to study this dependence, Fig. 3 shows the chemical potential of the neutron and the sum $\mu_n + \mu_{e^-}$ for β -stable matter composed of nucleons and free hyperons for three different NN interaction models. The solid lines correspond to the variational calculation denoted by APR98, which uses the Argonne V_{18} interaction and includes three-body forces and relativistic boost corrections. The dashed and dot-dashed lines correspond to lowest-order BHF calculations using, respectively, the NSC97e and the Argonne V_{18} potentials, the latter extracted from the results of Ref. [7]. Dotted lines denote the Λ and Σ^- masses. In this case, the onset conditions for Λ and Σ^- are, respectively, $\mu_n = m_\Lambda$ and $\mu_n + \mu_{e^-} = m_{\Sigma^-}$. As can be seen from the figure, the onset points of both hyperons are different depending on the NN interaction model employed. In the APR98 model both the Σ^- and Λ hyperons appear at lower densities than in the lowest-order BHF models using the Argonne V_{18} or the NSC97e interactions. This is a consequence of the different stiffness of the EoS generated by the three NN interaction models. In fact, the NSC97e interaction gives the softest EoS and it is not even able to produce Λ hyperons in the range of densities explored. Note that the hyperon onset points determined from Fig. 3 differ slightly from those observed in Fig. 2 as a consequence of the effect of the YN and YY interactions. Since the differences are not so large one concludes that the main features of the composition of matter are dominated by the pure nucleonic contribution to the EoS.

At present, the APR98 EoS represents perhaps the most sophisticated many-body approach to nuclear matter. Therefore, in what follows, we restrict our results to this NN interaction model supplemented with the NSC97e one for the hyperonic sector.

In Fig. 4 we show the chemical potentials in β -stable neutron star matter for different baryons. We note that neither the Σ^0 nor the Σ^+ do appear since, as seen from the figure, the respective stability criteria of Eq. (3) are not fulfilled. This is due, partly, to the fact that none of the Σ^0 -baryon and the Σ^+ -baryon self-energies are attractive enough. A similar argument applies to Ξ^0 and Ξ^- . In the latter case the mass of the particle is ~ 1315 MeV and an attraction of around 200 MeV would be needed to fulfill the condition $\mu_\Lambda = \mu_{\Xi^0} = \mu_n$

at the highest density explored in this work. From the figure we see, however, that the Σ^0 hyperon could appear at densities close to 1.3 fm^{-3} .

Fig. 5 shows the EoS for four different cases: pure nucleonic matter (solid line); matter with nucleons and free hyperons (dotted line); matter with nucleons and hyperons interacting only with nucleons (dashed line) and, finally, matter with nucleons and hyperons interacting both with nucleons and hyperons (long-dashed line). Each curve corresponds to a different composition of β -stable neutron star matter, obtained by requiring the equilibrium conditions of Eq. (3), with the appropriate chemical potentials for each of the four cases. The leptonic contribution to the EoS is also included in all the cases. As can be seen comparing the solid and dotted lines the appearance of hyperons leads to a considerable softening of the EoS. This softening is essentially due to a decrease of the kinetic energy because the hyperons can be accommodated in lower momentum states and in addition have a large bare mass. The hyperon-nucleon interaction (dashed line) has two effects. On one hand, for densities up to $\rho \sim 0.72 \text{ fm}^{-3}$, the YN interaction reduces the total energy per baryon making the EoS even softer. On the other hand, for densities higher than $\rho = 0.72 \text{ fm}^{-3}$, it becomes repulsive and therefore, the EoS becomes slightly stiffer than that for non-interacting hyperons. The contribution from the hyperon-hyperon interaction (long-dashed line) is always attractive producing a softening of the EoS over the whole range of densities explored. We note that, at high densities, the combined incorporation of the repulsive YN and attractive YY interactions causes the EoS to become closer to that for non-interacting hyperons.

B. Structure of neutron stars

We end this section with a discussion on neutron star properties with the above equations of state.

The best determined neutron star masses are found in binary pulsars and all lie in the range $1.35 \pm 0.04 M_{\odot}$ [18] except for the nonrelativistic pulsar PSR J1012+5307 of mass $M =$

$(2.1 \pm 0.8)M_{\odot}$ [19]. Several X-ray binary masses have been measured of which the heaviest are Vela X-1 with $M = (1.9 \pm 0.2)M_{\odot}$ [20] and Cygnus X-2 with $M = (1.78 \pm 0.2)M_{\odot}$ [21]. The recent discovery of high-frequency brightness oscillations in low-mass X-ray binaries provides a promising new method for determining masses and radii of neutron stars, see Ref. [22]. The kilohertz quasi-periodic oscillations (QPO) occur in pairs and are most likely the orbital frequencies of accreting matter in Keplerian orbits around neutron stars of mass M and its beat frequency with the neutron star spin. According to Zhang *et al.* [23] and Kaaret *et al.* [24] the accretion can for a few QPO's be tracked to its innermost stable orbit. For slowly rotating stars the resulting mass is $M \simeq 2.2M_{\odot}(\text{kHz}/\nu_{QPO})$. For example, the maximum frequency of 1060 Hz upper QPO observed in 4U 1820-30 gives $M \simeq 2.25M_{\odot}$ after correcting for the neutron star rotation frequency. If the maximum QPO frequencies of 4U 1608-52 ($\nu_{QPO} = 1125$ Hz) and 4U 1636-536 ($\nu_{QPO} = 1228$ Hz) also correspond to innermost stable orbits the corresponding masses are $2.1M_{\odot}$ and $1.9M_{\odot}$. These observations define a range of variation for the mass between $M \sim 1.35M_{\odot}$ and $M \sim 2.2M_{\odot}$, which severely restricts the EoS for dense matter.

In order to obtain the radius and mass of a neutron star, we have solved the Tolman-Oppenheimer-Volkov equation with and without rotational corrections, following the approach of Hartle [25], see also Ref. [14].

Following the discussion of Figs. 3, 4 and 5, we use the pure nucleonic matter EoS of Akmal *et al.* [12], including both relativistic boost corrections and three-body interactions. Relating to the discussion of the previous subsection, we study two additional cases as well. One case where we just include the hyperon-nucleon interaction as done in e.g., Refs. [7] and another case where we include both the hyperon-nucleon and the hyperon-hyperon interactions.

In Fig. 6 we show the resulting mass as function of these equations of state without rotational corrections. In Fig. 7 we include rotational corrections to the mass. The mass-radius relations for the same equations of state are shown in Fig. 8.

For β -stable pure nucleonic matter the EoS is rather stiff compared with the EoS obtained

with hyperons, see Fig. 5. The EoS yields a maximum mass $M = 1.89M_\odot$ without rotational corrections and $M = 2.11M_\odot$ when rotational corrections are included. The results for the masses as functions of central density ρ_c are shown by the solid lines in Figs. 6 and 7. The corresponding mass-radius relation for masses without rotational corrections are shown in Fig. 8.

The second set of results refers to the case where we allow for the presence of hyperons and consider the hyperon-nucleon interaction but explicitly exclude the hyperon-hyperon one. The corresponding results are shown by the short-dashed lines in Figs. 6, 7 and 8. Without rotational corrections, we obtain a maximum mass $M = 1.47M_\odot$ whereas the rotational correction increases the mass to $M = 1.60M_\odot$. Thus, the inclusion of the the YN interaction with the corresponding formation of Σ^- and Λ leads to a reduction of the mass by $\sim 0.4 - 0.5M_\odot$. This large reduction is mainly a consequence of the strong softening of the EoS due to appearance of hyperons.

The last EoS employed is that which combines the nucleonic part of Ref. [12] with the computed hyperon contribution including both the hyperon-nucleon and the hyperon-hyperon interactions. These results are shown by the long-dashed lines in Figs. 6, 7 and 8. The inclusion of the hyperon-hyperon interaction leads to a further softening of the EoS in Fig. 5, and, as can be seen from Fig. 6, this leads to an additional reduction of the total mass. Without rotational corrections we obtain a maximum mass $M \sim 1.34M_\odot$, whilst the rotational correction increases the mass to $M \sim 1.44M_\odot$. The size of the reduction due to the presence of hyperons, $\Delta M \sim 0.6 - 0.7M_\odot$, and the obtained neutron star masses are comparable to those reported by Balberg *et al.* [5].

There are other features as well to be noted from Figs. 6, 7 and 8. The EoS with hyperons reaches a maximum mass at a central density $\rho_c \sim 1.3 - 1.4 \text{ fm}^{-3}$. In Fig. 2 we showed that the only hyperons which can appear at these densities are Λ and Σ^- . If other hyperons were to appear at higher densities, this would most likely lead to a further softening of the EoS, and thereby smaller neutron star masses.

The reader should however note that our calculation of hyperon degrees freedom is based

on a non-relativistic BHF approach. Although the nucleonic part extracted from Ref. [12], including three-body forces and relativistic boost corrections, is to be considered as a benchmark calculation for nucleonic degrees of freedom, relativistic effects in the hyperonic calculation could result in a stiffer EoS and thereby larger mass. However, relativistic mean field calculations with parameters which result in a similar composition of matter as shown in Fig. 2, result in similar masses as those reported in Fig. 6. In this sense, our results with and without hyperons may provide a lower and upper bound for the maximum mass. This leaves two natural options when compared to the observed neutron star masses. If the above heavy neutron stars prove erroneous by more detailed observations and only masses like those of binary pulsars are found, this may indicate that heavier neutron stars simply are not stable which in turn implies a soft EoS, or that a significant phase transition must occur already at a few times nuclear saturation densities. Our EoS with hyperons would fit into this case, although the mass without rotational corrections is on the lower side. Else, if the large masses from QPO's are confirmed, then the EoS for baryonic matter needs to be stiffer. This would then pose a severe problem to present hadronic models since, when the nucleonic part of the EoS is sufficiently stiff to support large masses, one cannot avoid the appearance of hyperons which, in turn, produce a softening of the EoS.

Although we have only considered the formation of hyperons in neutron stars, transitions to other degrees of freedom such as quark matter, kaon condensation and pion condensation may or may not take place in neutron star matter. We would however like to emphasize that the hyperon formation mechanism is perhaps the most robust one and is likely to occur in the interior of a neutron star, unless the hyperon self-energies are strongly repulsive due to repulsive hyperon-nucleon and hyperon-hyperon interactions, a repulsion which would contradict present data on hypernuclei [26]. The EoS with hyperons yields however neutron star masses without rotational corrections which are even below $\sim 1.4M_{\odot}$. This means that our EoS with hyperons needs to be stiffer, a fact which may in turn imply that more complicated many-body terms not included in our calculations, such as three-body forces between nucleons and hyperons and/or relativistic effects, are needed.

IV. CONCLUSIONS

Employing the recent parametrization of the free baryon-baryon potentials for the complete baryon octet of Stoks and Rijken [8], we have performed a microscopic many-body calculation of the structure of β -stable neutron star matter including hyperonic degrees of freedom. The potential model employed allows for the presence of only two types of hyperons up to densities of about ten times nuclear matter saturation density. These hyperons are Σ^- and Λ . The interactions for strangeness $S = -1$, $S = -2$, $S = -3$ and $S = -4$ are not attractive enough to allow the formation of other hyperons.

The presence of hyperons leads however to a considerable softening of the EoS, entailing a corresponding reduction of the maximum mass of the neutron star. With hyperons, including only the hyperon-nucleon interaction, we obtain maximum masses of the order $M = 1.47M_\odot$ and $M = 1.60M_\odot$ without and with rotational corrections, respectively. The inclusion of the hyperon-hyperon interaction leads to a further softening of the EoS and reduces the obtained masses to $M = 1.34M_\odot$ and $M = 1.44M_\odot$ without and with rotational corrections, respectively.

The corresponding numbers with just nucleonic degrees of freedom are $M = 1.89M_\odot$ and $M = 2.11M_\odot$, showing that the reduction in mass due to hyperonic degrees of freedom is $\sim 0.5 - 0.7M_\odot$.

Our novel result is that a further softening of the EoS is obtained when including the effect of the YY interaction since it is attractive over the whole density range explored. This is mainly due to the $\Sigma\Sigma$ interaction which is strongly enough to develop a bound state [8]. We note that the $\Lambda\Lambda$ attraction produced by this model is only mild, not being able to reproduce the experimental 2Λ separation energy of $\Delta B_{\Lambda\Lambda} \sim 4 - 5$ MeV [27].

Whether this additional softening is realistic or not will depend on the details of the YY interaction that is, unfortunately, not well constrained at present. New data in the $S = -2$ sector, either from double- Λ hypernuclei or from Ξ^- -atoms, are very much awaited for.

ACKNOWLEDGEMENTS

We are much indebted to M. Baldo, F. Burgio, Ø. Elgarøy, H. Heiselberg, H.-J. Schulze and V. G. J. Stoks for many useful comments. This work has been supported by the DGICYT (Spain) Grant PB95-1249, the Program SCR98-11 from the Generalitat de Catalunya and the Research Council of Norway. One of the authors (I.V.) wishes to acknowledge support from a doctoral fellowship of the Ministerio de Educación y Cultura (Spain).

REFERENCES

- [1] M. Prakash, I. Bombaci, M. Prakash, P. J. Ellis, J.M. Lattimer, and R. Knorren, Phys. Rep. **280**, 1 (1997).
- [2] R. Knorren, M. Prakash, and P. J. Ellis, Phys. Rev. C **52**, 3470 (1995).
- [3] J. Schaffner and I. Mishustin, Phys. Rev. C **53**, 1416 (1996).
- [4] S. Balberg and A. Gal, Nucl. Phys. **A625**, 435 (1997).
- [5] S. Balberg, I. Lichtenstadt, and G. B. Cook, Ap. J. Suppl. **121**, 515 (1999).
- [6] H.-J. Schulze, M. Baldo, U. Lombardo, J. Cugnon, and A. Lejeune, Phys. Rev. C **57**, 704 (1998); M. Baldo, G.F. Burgio, and H.-J. Schulze, Phys. Rev. C **58**, 3688 (1998).
- [7] M. Baldo, G.F. Burgio, and H.-J. Schulze, Phys. Rev. C, in print. nucl-th/9912066.
- [8] V. G. J. Stoks and Th. A. Rijken, Phys. Rev. C **59**, 3009 (1999).
- [9] I. Vidaña, A. Polls, A. Ramos, M. Hjorth-Jensen, and V. G. J. Stoks, Phys. Rev. C **61**, 025802 (2000) .
- [10] Th. A. Rijken, V. G. J. Stoks, and Y. Yamamoto, Phys. Rev. C **59**, 21 (1998).
- [11] V. G. J. Stoks and T.-S. H. Lee, Phys. Rev. C **60**, 024006 (1999).
- [12] A. Akmal, V. R. Pandharipande, and D. G. Ravenhall, Phys. Rev. C **58**, 1804 (1998).
- [13] R. B. Wiringa, V. G. J. Stoks, and R. Schiavilla, Phys. Rev. C **51**, 38 (1995).
- [14] H. Heiselberg and M. Hjorth-Jensen, Phys. Rep. **328**, 237 (2000); Ap. J., **525**, L41 (1999).
- [15] I. Vidaña, A. Polls, A. Ramos, and M. Hjorth-Jensen, Nucl. Phys. **A644**, 201 (1998).
- [16] P. M. M. Maessen, T. A. Rijken, and J. J. de Swart, Phys. Rev. C **40**, 485 (1989).
- [17] J. Dabrowski, Phys. Rev. C **61**, 025802 (1999)

- [18] S. E. Thorsett and D. Chakrabarty, *Ap. J.* **512**, 288 (1999).
- [19] J. van Paradijs, astro-ph/9802177 and in: *The Many Faces of Neutron Stars*, Eds. R. Buccheri, J. van Paradijs and M.A. Alpar, (Kluwer, Dordrecht, 1999) in press
- [20] S. Barziv *et al.*, (unpublished).
- [21] J.A. Orosz and E. Kuulkers, *Mon. Not. R. Astron. Soc.*, in press and astro-ph/9901177; E. Kuulkers, private communication (2000).
- [22] M. C. Miller, F. K. Lamb, and P. Psaltis, *Ap. J.* **508**, 791 (1998).
- [23] W. Zhang, T. E. Strohmayer, and J. H. Swank, *Ap. J.* **482**, L167 (1997); W. Zhang, A. P. Smale, T. E. Strohmayer, and J. H. Swank, *Ap. J.* **500**, L171 (1998).
- [24] P. Kaaret, E. C. Ford, and K. Chen, *Ap. J.* **480**, L27 (1997).
- [25] J. B. Hartle, *Ap. J.* **150**, 1005 (1967).
- [26] H. Bandō, T. Motoba, and J. Žofka, *Int. J. Mod. Phys.* **A5**, 4021 (1990).
- [27] D. J. Prowse, *Phys. Rev. Lett.* **17**, 782 (1966); M. Danysz et al., *Nucl. Phys.* **49**, 121 (1963) reanalyzed in R.H. Dalitz, *Proc. Roy. Soc. London* **A426**, 1 (1989); S. Aoki et al., *Prog. Theor. Phys.* **85**, 1287 (1991); G. B. Franklin, *Nucl. Phys.* **A585**, 83c (1995).

FIGURES

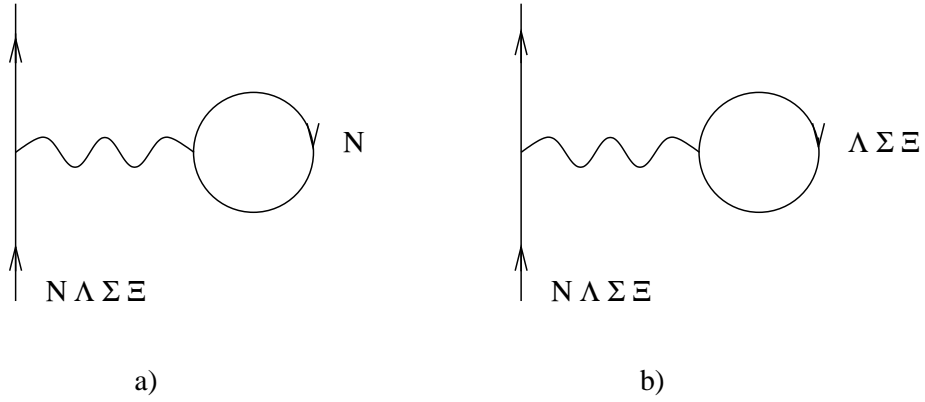


FIG. 1. Goldstone diagrams for the single-particle potential U_B . a) represents the contribution from nucleons only as hole states while b) includes only hyperons as hole states. The wavy line represents the G -matrix.

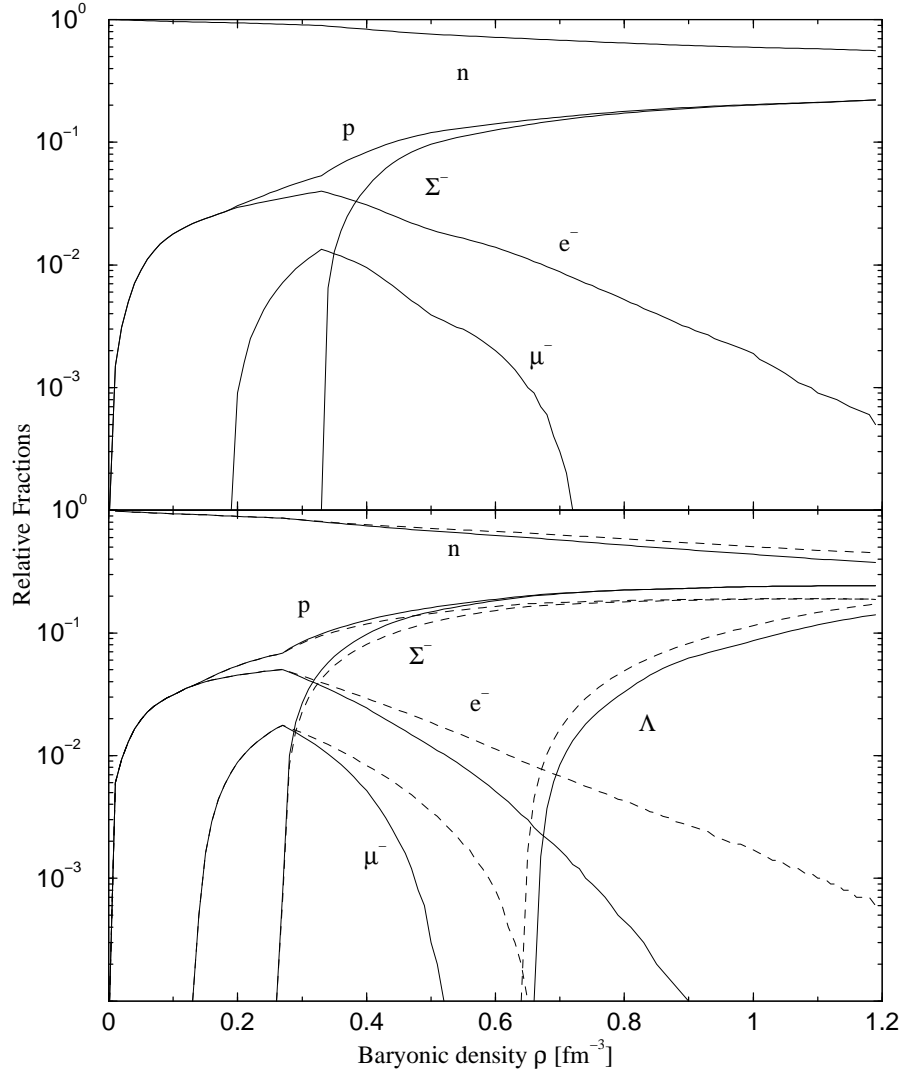


FIG. 2. Composition of β -stable neutron star matter. In the upper panel results for the Stoks and Rijken potential [8] are presented. In the lower panel the nucleonic part of the self-energy of the nucleons has been replaced with the EoS of Ref. [12]. Solid lines in upper and lower panel correspond to the case in which all the interactions (nucleon-nucleon, hyperon-nucleon and hyperon-hyperon) are considered. Dashed lines in the lower panel correspond to the case where the hyperon-hyperon interaction has been switched off.

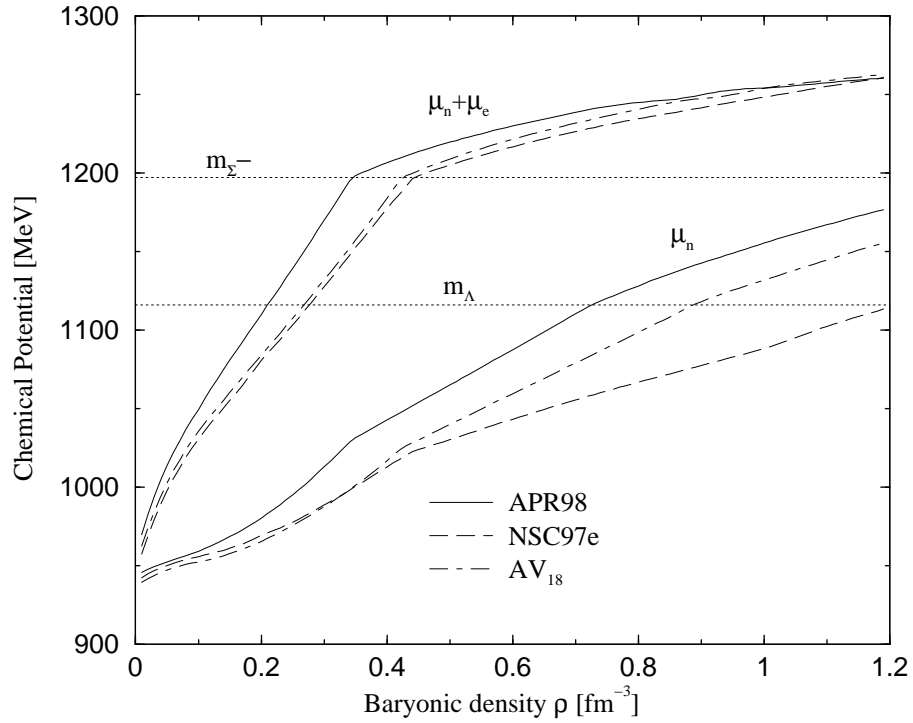


FIG. 3. Chemical equilibrium condition for the appearance of Σ^- and Λ hyperons for the case of free hyperons and three different nucleon-nucleon interactions. Dotted straight lines denote the rest masses of the hyperons.

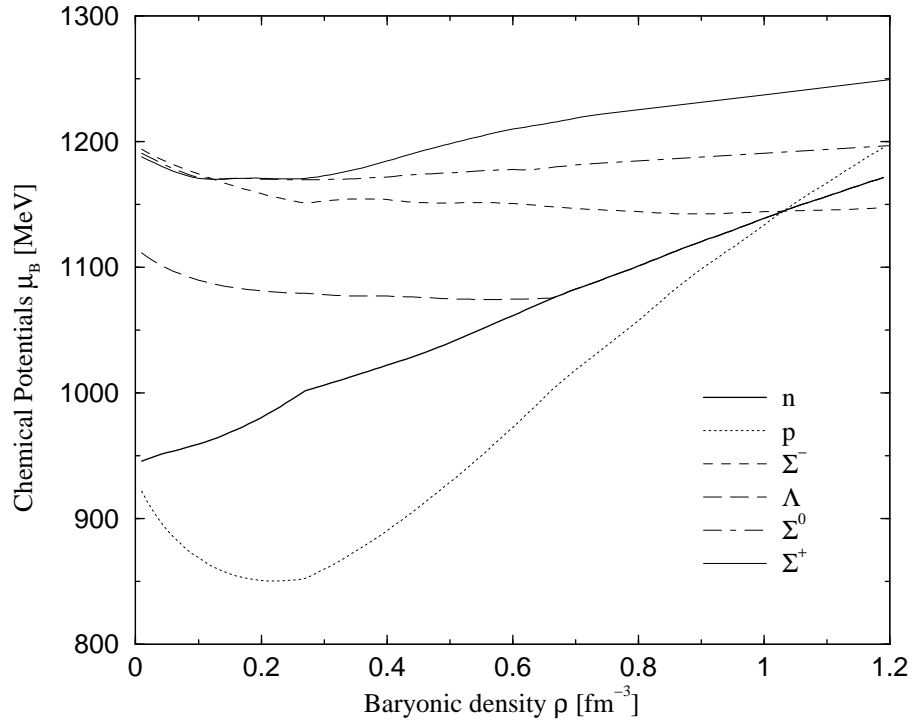


FIG. 4. Chemical potentials in β -stable neutron star matter as functions of the total baryonic density ρ .

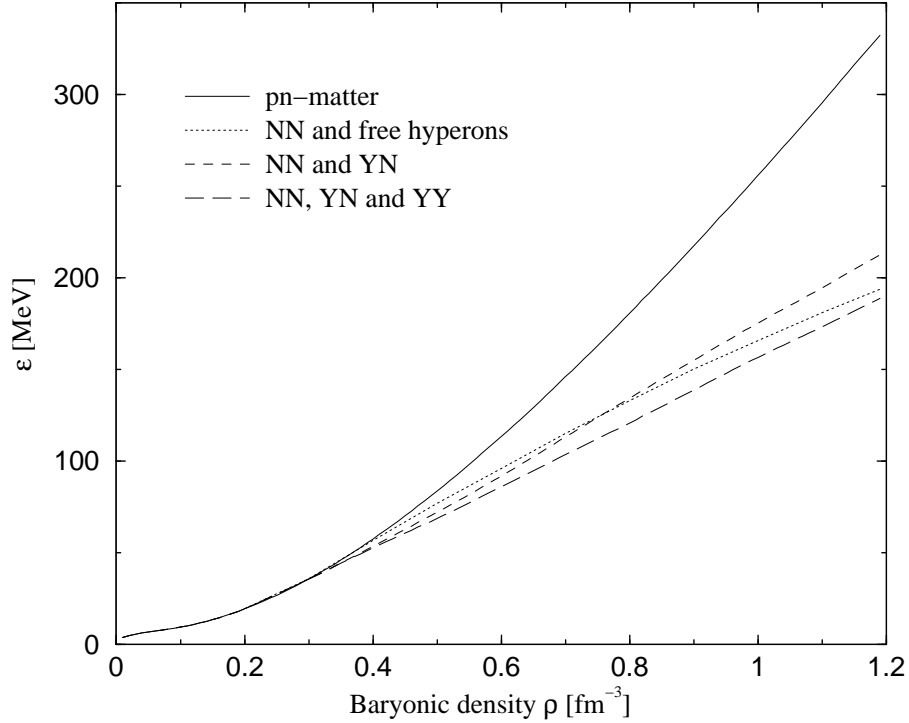


FIG. 5. Energy per baryon in β -stable neutron star matter as function of the total baryonic density ρ , for four cases: pure nucleonic matter (solid lines); matter with nucleons and non-interacting hyperons (dotted line); matter with nucleons and hyperons interacting only with nucleons (dashed line); and matter with nucleons and hyperons interacting with nucleons and hyperons (long-dashed line). The leptonic contribution to the energy per baryon is included in all cases.

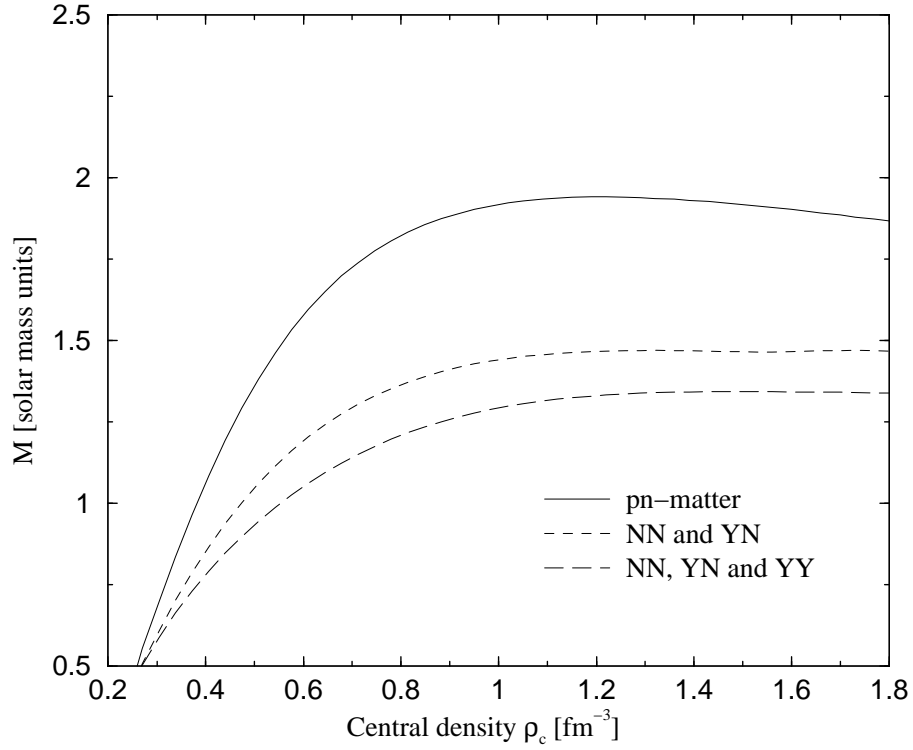


FIG. 6. Total mass M for various equations of state. Rotational corrections are not included. The solid line corresponds to the case of β -stable matter with nucleonic degrees of freedom only, the short-dashed line includes also the effects of the hyperon-nucleon interaction, while the long-dashed line includes the three types of baryon-baryon interactions.

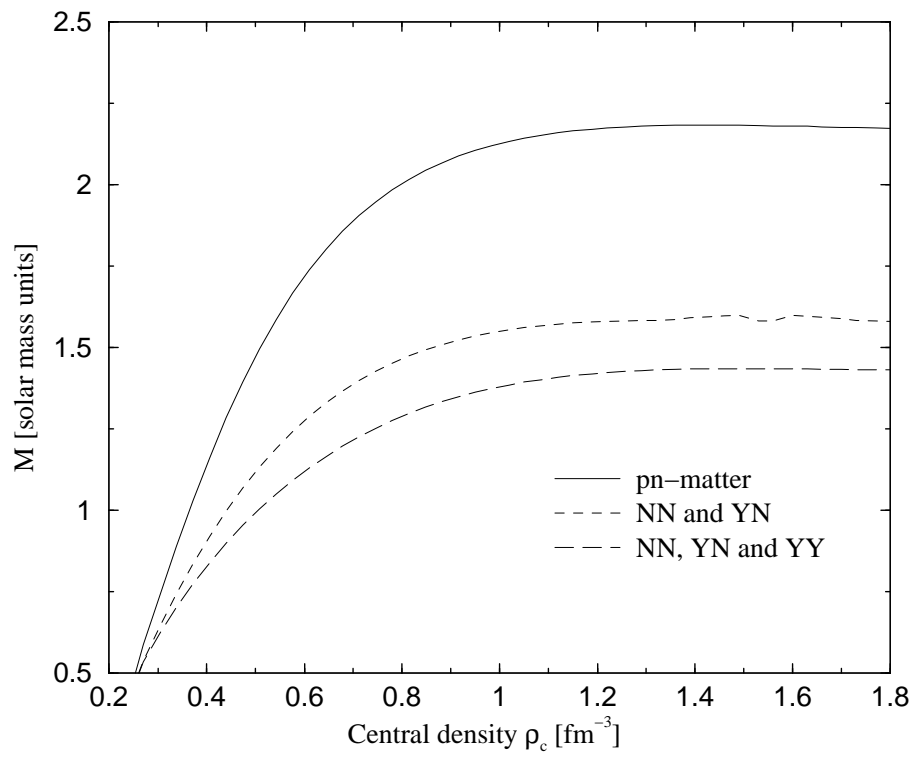


FIG. 7. Same as previous figure, but with rotational corrections.

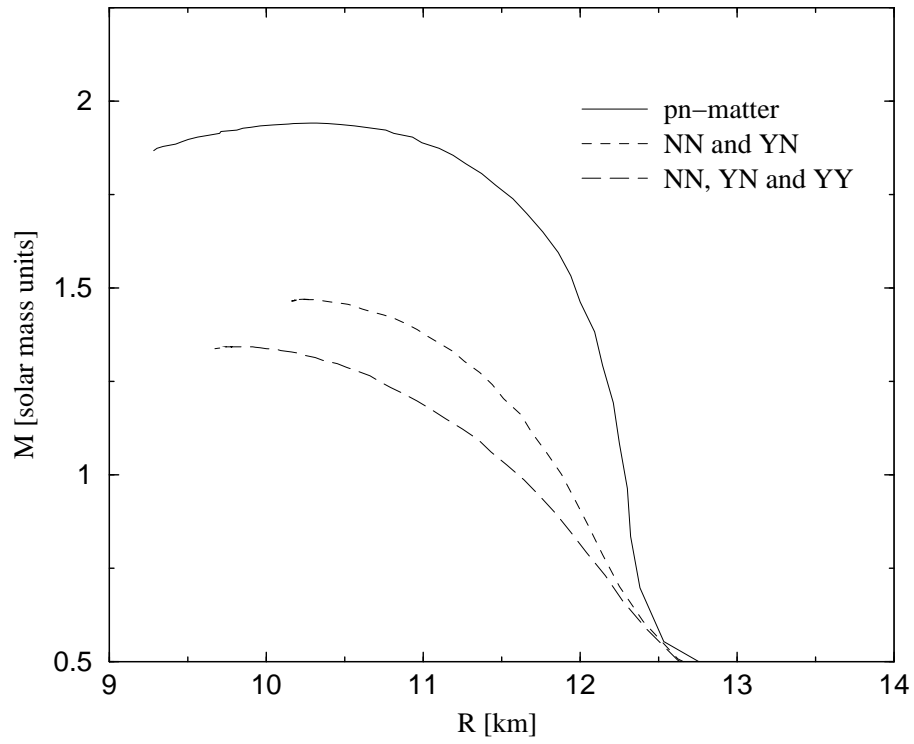


FIG. 8. Mass-radius relation without rotational corrections. Notations as in the previous two figures.