

Flow effects on the freeze-out phase-space density in heavy-ion collisions

Boris Tomášik

*Department of Physics, University of Virginia, P.O. Box 400714, Charlottesville, Virginia 22904-4714,
and CERN, Theory Division, CH-1211 Geneva, Switzerland*

Ulrich Heinz

Department of Physics, The Ohio State University, 174 West 18th Avenue, Columbus, Ohio 43210

(November 6, 2001)

The strong longitudinal expansion of the reaction zone formed in relativistic heavy-ion collisions is found to significantly reduce the spatially averaged pion phase-space density, compared to naive estimates based on thermal distributions. This has important implications for data interpretation and leads to larger values for the extracted pion chemical potential at kinetic freeze-out.

The phase-space density of mesons produced in ultra-relativistic heavy ion collisions is an interesting quantity. Its spatial average at freeze-out (symbolised by t_f),

$$\langle f \rangle(\mathbf{p}) = \frac{\int d^3x f^2(t > t_f, \mathbf{x}, \mathbf{p})}{\int d^3x f(t > t_f, \mathbf{x}, \mathbf{p})}, \quad (1)$$

can be measured by combining the single-particle momentum spectrum with the “homogeneity volume” extracted from Bose-Einstein correlation measurements [1]. Bertsch’s original formula [1] was refined in [2] to exclude contributions from long-lived resonances decaying far outside the collision fireball, and a relativistically covariant derivation was given in [3,4]. With these improvements Bertsch’s formula reads

$$\langle f \rangle(\mathbf{p}) = \frac{\sqrt{\lambda(\mathbf{p})} \, dn/(dy p_\perp dp_\perp d\phi)}{(E_p/\pi^{3/2})R_s(\mathbf{p})\sqrt{R_o^2(\mathbf{p})R_l^2(\mathbf{p})-R_{ot}^4(\mathbf{p})}}. \quad (2)$$

Here λ is the intercept at vanishing relative momentum of the Bose-Einstein correlation function, and the factor $\sqrt{\lambda(\mathbf{p})}$ corrects for contributions from decays of long-lived resonances in accord with the core-halo model [5]. The numerator is the (thus corrected) invariant momentum spectrum, and the denominator contains the homogeneity volume calculated from the Hanbury Brown-Twiss (HBT) radii extracted from the Bose-Einstein correlation function [4].

The strongest motivation for measuring the phase-space density of pions at *freeze-out* (i.e. on the last-scattering surface) comes from the search for multi-boson symmetrization effects [6]. Analyses of the hadron yields, spectra, and two-particle correlations from Pb+Pb collisions at the CERN SPS [7] and Au+Au collisions at RHIC [8] indicate that freeze-out occurs in two stages: chemical freeze-out, where the particle yields decouple, happens first, reflecting a temperature of around 170 MeV, while kinetic or thermal freeze-out takes place much later, at temperatures around 100–120 MeV. Between these two points the system cools adiabatically at constant particle numbers which requires the build-up of positive chemical potentials [9]. It has been speculated that for pions, with only 139 MeV rest mass, this

chemical potential could approach the Bose condensation limit $\mu_\pi = m_\pi$. If this were true, measurements of the above type should exhibit large values of $\langle f \rangle(\mathbf{p})$ at small \mathbf{p} . Large phase-space densities also generate significant multi-boson symmetrization effects on the pion spectra [10] and Bose-Einstein correlation functions (see [11] and references therein), which lead to a reduction of the homogeneity volume extracted from the standard HBT correlation analysis [4]. This should cause an additional enhancement of $\langle f \rangle(\mathbf{p})$ as determined by Bertsch’s formula (2), rendering it at the same time unreliable as an estimator of the real average phase-space density.

Previous analyses of heavy-ion data at the AGS [2] and SPS [12,3] concluded that there was no evidence for unusually large pion freeze-out phase-space densities at these collision energies. This conclusion was based on a comparison of $\langle f \rangle(\mathbf{p})$ from Eq. (2) with a Bose-Einstein distribution, yielding rough agreement when inserting a kinetic freeze-out temperature of around 100–120 MeV (as extracted by other methods [7]) and a small or vanishing pion chemical potential. In some cases [3,13] comparison was made with a transversely boosted Bose-Einstein distribution, in order to account for transverse flow effects. We here point out that all these comparisons may have been misleading since they neglected a strong reduction effect on the spatial averaging originating from the *longitudinal* expansion of the source. We show that for longitudinally expanding sources the spatially averaged phase-space density is smaller than its thermal value in the local rest frame, and that accounting for this effect is likely to considerably increase the extracted value of the pion chemical potential at kinetic freeze-out. In this paper we concentrate on a theoretical exposition of the basic mechanism and leave a (re)analysis of existing data for later.

For a qualitative understanding of the effect under discussion, let us for simplicity assume a fireball of constant matter density. We fix the momentum and focus on the averaging over position space. If the (thermalized) fireball expands, different parts moving with different velocities contribute to the production of particles with

fixed momentum \mathbf{p} with different rates, given by Bose-Einstein distributions *boosted* by the local flow velocity. The phase-space density at momentum \mathbf{p} then becomes a function of position space. For an average of type (1), where the function is weighted with itself, the result is *always smaller* than the maximum of the function (here corresponding to zero flow velocity). In general the \mathbf{p} -dependence of the spatial average will no longer be of Bose-Einstein form. [Obviously, there is no position dependence of the emission rate in a *non-expanding* source for which the spatial average would thus coincide with the underlying distribution.]

We illustrate this effect quantitatively within a specific model for the expanding source. We will assume a thermalized and longitudinally boost-invariant fireball. This simple model is expected to provide a good description of pions emitted near midrapidity at RHIC and LHC energies. We show that the calculated p_\perp -dependence of the spatially averaged phase-space density is flatter than a Bose-Einstein distribution with the assumed freeze-out temperature. The major contribution to this flattening arises from the *longitudinal* expansion which strongly *reduces* $\langle f \rangle(\mathbf{p})$ relative to the corresponding static Bose-Einstein distribution. Transverse flow introduces a weaker additional flattening by shifting weight from low to high transverse momenta p_\perp .

The phase-space density $f(t, \mathbf{x}, \mathbf{p})$ is related to the source emission function $S(x, \mathbf{p})$ [4] by

$$f(t, \mathbf{x}, \mathbf{p}) = \frac{(2\pi)^3}{E_p} \int_{-\infty}^t dt' S(t', \mathbf{x} + \mathbf{v}(t' - t), \mathbf{p}), \quad (3)$$

where $\mathbf{v} = \mathbf{p}/E_p$ is the velocity corresponding to the momentum \mathbf{p} . The prefactor $(2\pi)^3/E_p$ ensures the standard normalisation

$$\bar{N} = \int \frac{d^3x d^3p}{(2\pi)^3} f(t, \mathbf{x}, \mathbf{p}) = \int \frac{d^3p}{E_p} d^4x S(x, \mathbf{p}). \quad (4)$$

We take \bar{N} as the average number of “directly emitted” pions, including those from the decays of shortlived resonances but excluding those from resonances with long lifetimes [2,12]. For simplicity, we follow Refs. [14,15] and assume that the change in shape and normalisation of the thermal pion distribution at freeze-out caused by adding pions from shortlived resonance decays can be effectively absorbed by giving the pions a positive chemical potential. Although this cannot replace a full resonance decay calculation using the proper decay kinematics [16], it qualitatively reproduces the decay-induced low- p_\perp -enhancement of the measured pion spectra [14–16].

Eq. (1) is brought into the form (2) by following the steps outlined in Sec. 3.4 of Ref. [4]. In order to include all “directly emitted” pions, the time t on the right hand side of Eq. (1) must be later than the time at which the last pion was emitted. Due to Liouville’s theorem, the average phase-space density (1) remains constant after

completion of the freeze-out process. This allows [3] to replace in (1) the spatial integrals at constant time t by integrals over the *freeze-out hypersurface* $\Sigma_f(x)$ describing the last pion scattering or production points:

$$\langle f \rangle(\mathbf{p}) = \frac{\int_{\Sigma_f} \mathbf{p} \cdot d^3\sigma(x) f^2(x, \mathbf{p})}{\int_{\Sigma_f} \mathbf{p} \cdot d^3\sigma(x) f(x, \mathbf{p})}. \quad (5)$$

If $\Sigma_f(x)$ is parametrised by an \mathbf{x} -dependent freeze-out time $t_f(\mathbf{x})$, then

$$\int_{\Sigma_f} \mathbf{p} \cdot d^3\sigma(x) f^n(t, \mathbf{x}, \mathbf{p}) = E_p \int d^3x (1 - \mathbf{v} \cdot \nabla_x t_f(\mathbf{x})) f^n(t_f(\mathbf{x}), \mathbf{x}, \mathbf{p}). \quad (6)$$

For the model emission function we take [17]

$$S(x, p) = \frac{m_\perp \cosh(y-\eta)}{(2\pi)^3} \frac{\delta(\tau-\tau_f)}{\exp\left[\frac{p \cdot u(x) - \mu(r)}{T}\right] - 1} \quad (7)$$

where

$$p \cdot u(x) = m_\perp \cosh(y-\eta) \cosh \zeta(r) - p_\perp \cos(\phi-\varphi) \sinh \zeta(r).$$

We use longitudinal proper time $\tau = \sqrt{t^2 - z^2}$, space-time rapidity $\eta = \frac{1}{2} \ln[(t+z)/(t-z)]$, and transverse polar coordinates (r, φ) to parametrise x . The pion momentum is $p = (m_\perp \cosh y, p_\perp \cos \phi, p_\perp \sin \phi, m_\perp \sinh y)$. Eq. (7) describes a longitudinally infinite source with boost-invariant longitudinal expansion and sharp freeze-out at proper time τ_f . Transverse expansion is parameterised by the transverse flow rapidity $\zeta(r)$, to be specified below. The r -dependent chemical potential $\mu(r)$ allows to discuss different transverse density profiles of the source at freeze-out. While probably too simple for a quantitative comparison with data, this model is technically convenient and allows to investigate the effects of longitudinal and transverse flow as well as the influence of the chemical potential on the average phase-space density $\langle f \rangle(\mathbf{p})$.

We now evaluate Eq. (5) for midrapidity pions ($y=0$). We can rotate the coordinate frame such that $\phi=0$. From (3) we obtain for the phase-space density immediately after freeze-out

$$f(t_f(\mathbf{x}), \mathbf{x}, \mathbf{p}) = \left[\exp\left(\frac{p \cdot u(x_f) - \mu(r)}{T}\right) - 1 \right]^{-1}, \quad (8)$$

with $x_f = (t_f(\mathbf{x}), \mathbf{x})$. For the integration in Eq. (6) we use the freeze-out surface at $\tau = \tau_f$ with integration measure

$$(1 - \mathbf{v} \cdot \nabla_x t_f(\mathbf{x})) d^3x = \tau_f \cosh \eta d\eta r dr d\varphi. \quad (9)$$

To obtain $\langle f \rangle(\mathbf{p})$ from (5) we need ($E_p = m_\perp$ for $y=0$)

$$A_n(p_\perp) = m_\perp \tau_f \int \frac{\cosh \eta d\eta r dr d\varphi}{\left[\exp\left(\frac{p \cdot u(x_f) - \mu(r)}{T}\right) - 1 \right]^n} \quad (10)$$

for $n = 1, 2$. Note that $A_1(p_\perp)$ is, up to a factor $(2\pi)^{-3}$, the invariant momentum spectrum $E_p(dN/d^3p)$.

We evaluate A_n by expanding the Bose distribution as $(e^x - 1)^{-1} = \sum_{k=1}^{\infty} e^{-kx}$. This reduces (10) to a sum of exponential integrals. We now integrate over η and φ in the standard way [18], obtaining Bessel functions K_1 and I_0 , respectively. Only the radial integration must be done numerically. With the shorthands

$$\alpha_\perp(r) = p_\perp \sinh \zeta(r)/T \quad (11a)$$

$$\beta_\perp(r) = m_\perp \cosh \zeta(r)/T \quad (11b)$$

we find

$$\langle f \rangle(p_\perp) = \frac{A_2(p_\perp)}{A_1(p_\perp)}, \quad (12a)$$

$$A_1(p_\perp) = \sum_{k=1}^{\infty} \tilde{A}_k(p_\perp), \quad (12b)$$

$$A_2(p_\perp) = \sum_{k=2}^{\infty} (k-1) \tilde{A}_k(p_\perp), \quad (12c)$$

$$\begin{aligned} \tilde{A}_k(p_\perp) &= 4\pi m_\perp \tau_{\text{F}} \int_0^\infty r dr e^{k[\mu(r)/T]} \\ &\quad \times I_0(k \alpha_\perp(r)) K_1(k \beta_\perp(r)). \end{aligned} \quad (12d)$$

We will consider two models for the transverse density profile: a box-like density

$$[\text{box}] \quad \mu(r) = \begin{cases} \mu_B & \text{for } r \leq R_{\text{box}} \\ -\infty & \text{otherwise} \end{cases}, \quad (13a)$$

and a Gaussian profile

$$[\text{Gauss}] \quad \mu(r) = \mu_G - T \frac{r^2}{2R_{\text{Gauss}}^2}. \quad (13b)$$

Here μ_B and μ_G are the chemical potential values *in the center* of the fireball. For the Gaussian profile, μ_G will be *larger* than the global (averaged) chemical potential used in chemical analyses of particle abundances [19].

As a warm-up, let us consider the case without transverse flow, $\zeta(r) = 0$, in the Boltzmann approximation (i.e. keeping only the first term in the sums over k). Then

$$\langle f_{\zeta=0}^{\text{Boltz}} \rangle(p_\perp) = \bar{\lambda}_\pi \frac{K_1(2\frac{m_\perp}{T})}{K_1(\frac{m_\perp}{T})}, \quad (14)$$

where $\bar{\lambda}_\pi$ is the spatially averaged pion fugacity

$$\bar{\lambda}_\pi = \left\langle e^{\mu/T} \right\rangle \equiv \frac{\int r dr e^{2\mu(r)/T}}{\int r dr e^{\mu(r)/T}}, \quad (15)$$

the average being taken with the transverse matter density $\rho(r) \sim e^{\mu(r)/T}$. A box-like density gives $\bar{\lambda}_\pi = e^{\mu_B/T}$ whereas a Gaussian profile leads to $\bar{\lambda}_\pi = \frac{1}{2} e^{\mu_G/T}$.

In Fig. 1 we show the result (14) for $T = 120$ MeV and three values for the average pion fugacity $\bar{\lambda}_\pi$. According

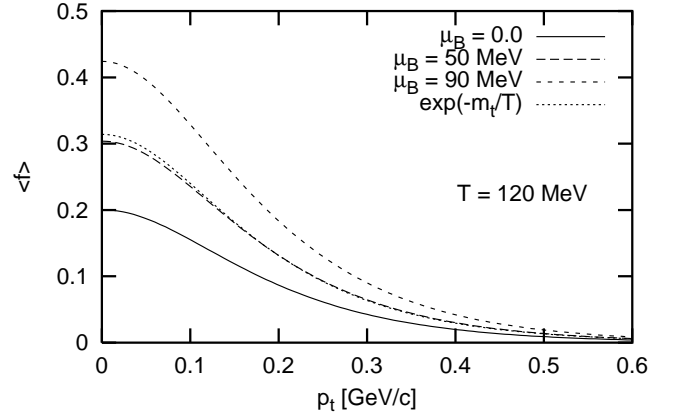


FIG. 1. Average phase-space density $\langle f \rangle(p_\perp)$ at rapidity $y = 0$ for pions from a longitudinally expanding fireball with Boltzmann-distributed particle momenta, for a temperature of 120 MeV and three representative values for the pion chemical potential.

to (14) the curves do not depend on the transverse density profile. The calculation in Fig. 1 was done with a box-like density profile for which μ_B can be considered as the global chemical potential. The same curves would be obtained in the Gaussian model by adjusting μ_G such that $e^{\mu_G/T} = 2 e^{\mu_B/T}$ (leading to a twice larger fugacity $\lambda_\pi(r=0) = 2\bar{\lambda}_\pi$ in the fireball center).

The dotted line in Fig. 1 is shown for reference and represents a Boltzmann distribution with vanishing pion chemical potential for the same temperature as used in the calculations (i.e. the original thermal pion momentum distribution in the local rest frame). Comparing it with the solid curve one sees that, even without transverse flow, at low p_\perp the spatially averaged phase-space density of the longitudinally expanding source is about 35% lower than its value in the local rest frame. In order to obtain an $\langle f \rangle(p_\perp)$ which looks like a Boltzmann distribution with vanishing pion chemical potential, we need in fact an average pion fugacity $\bar{\lambda}_\pi \approx 1.55$. For practical purposes this interpretation is better presented the other way around: if the curve corresponding to $\bar{\lambda}_\pi \approx 1.55$ (or $\mu_B = 50$ MeV at $T = 120$ MeV) was measured and then fitted by a Boltzmann distribution with $T = 120$ MeV, one would erroneously conclude $\mu_B = 0$.

For large m_\perp , $K_1(2m_\perp/T)/K_1(m_\perp/T) \approx e^{-m_\perp/T}$, and this type of error no longer arises. Unfortunately, this requires for pions much larger values of p_\perp than presently experimentally accessible. The reason for the strong reduction at low p_\perp , resulting from taking the spatial average, is that this average extends over a large longitudinal homogeneity length, and that for a longitudinally expanding source $f(x; y=0, p_\perp)$ agrees with the static Boltzmann distribution $\exp(-m_\perp/T)$ only at the point $\eta = 0$, being smaller everywhere else by a factor $\exp[-m_\perp(\cosh \eta - 1)]$. For large p_\perp the longitudinal ho-

mogeneity length decreases [4] and the reduction due to spatial averaging becomes less severe.

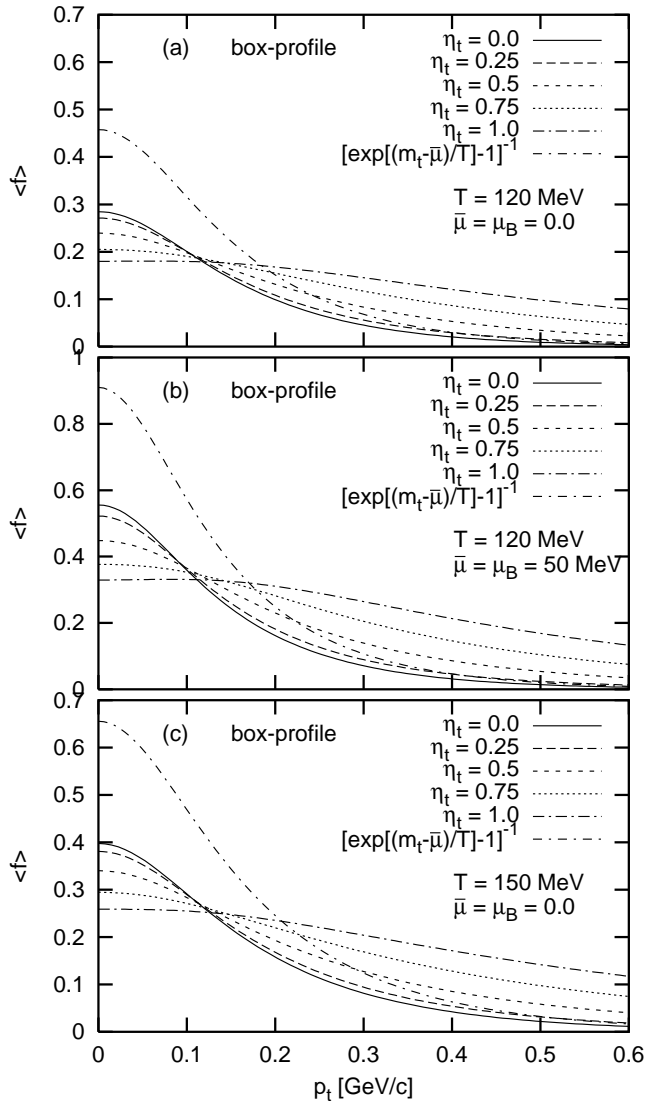


FIG. 2. Average phase-space density $\langle f \rangle$ for pions with $y=0$ from a longitudinally and transversally expanding fireball with Bose-Einstein distributed momenta of temperature 120 MeV. The transverse flow is controlled by η_t . The transverse density profile has the shape of a box.

We now discuss the more general case of a source with additional transverse flow, including the full Bose-Einstein distribution by summing over all k in Eqs. (12). The transverse flow profile $\zeta(r)$ influences the radial averaging of the factors containing the pion chemical potential, and it is no longer possible as in (14) to factorize an effective average pion fugacity $\bar{\lambda}_\pi$ from the result for $\langle f \rangle(p_\perp)$. For the transverse flow rapidity we take a linear profile with slope η_t ,

$$\zeta(r) = \eta_t \frac{r}{r_{\text{rms}}}, \quad (16)$$

where $r_{\text{rms}} = R_{\text{box}}/\sqrt{2}$ and $r_{\text{rms}} = \sqrt{2} R_{\text{Gauss}}$, respectively, are the rms radii corresponding to the two different transverse density profiles. Thus $\eta_t = \zeta_{\text{rms}}$ can be interpreted as the average (rms) transverse flow rapidity.

Figures 2 and 3 show that the longitudinal flow is again responsible for most of the suppression of $\langle f \rangle(\mathbf{p})$ compared to the local rest frame distribution. Transverse flow tends to flatten the p_\perp -dependence of $\langle f \rangle$ rather than to suppress $\langle f \rangle$. This effect stems from enhanced contributions at higher transverse momenta from outward-moving fluid cells; this is the well-known “blueshift” of the transverse momentum spectrum. The details of this flattening depend on the particular model for the transverse density profile.

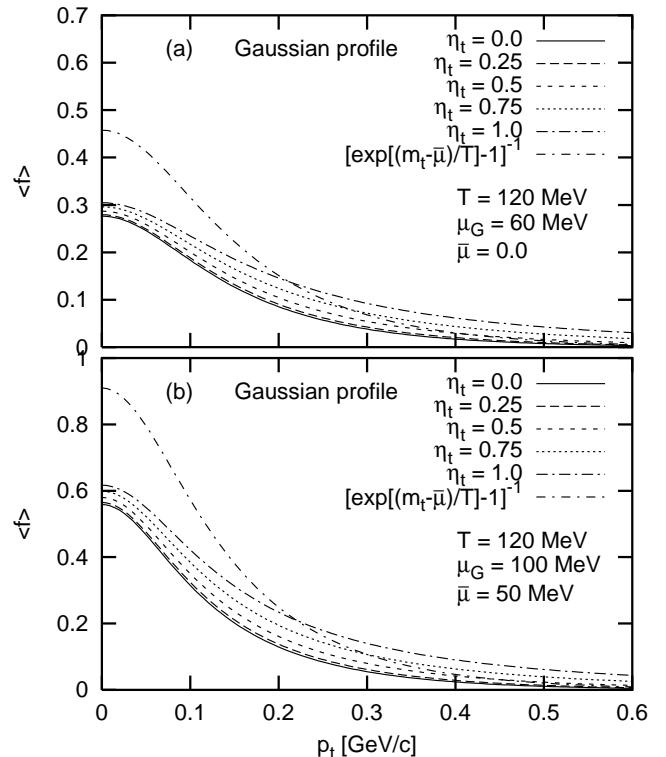


FIG. 3. Same as Fig. 2 but for a Gaussian transverse density profile.

The calculated $\langle f \rangle(\mathbf{p})$ in Figs. 2 and 3 are compared to Bose-Einstein distributions with an *averaged* chemical potential $\bar{\mu}$ which takes into account the averaging over the transverse density profile. It is obtained by calculating the “transverse average”

$$\bar{f}_{\text{tr}}(\mathbf{p}) = \frac{\int_0^\infty r dr f_{\text{tr}}^2(r, \mathbf{p})}{\int_0^\infty r dr f_{\text{tr}}(r, \mathbf{p})} \quad (17)$$

of the underlying local distribution without flow

$$f_{\text{tr}}(r, \mathbf{p}) = \frac{1}{\exp[(m_\perp - \mu(r))/T] - 1}, \quad (18)$$

where $\mu(r)$ characterizes the chosen transverse density distribution. Then a Bose-Einstein distribution $f_{\text{BE}} = 1/[\exp((m_{\perp} - \bar{\mu})/T) - 1]$ with the same temperature is fitted to $f_{\text{tr}}(\mathbf{p})$, using $\bar{\mu}$ as a fit parameter to ensure the same normalisation $\int f_{\text{BE}}(m_{\perp})m_{\perp}d_{m_{\perp}}$. Obviously, for the box profile $\bar{\mu} = \mu_B$; for the Gaussian profile, $\bar{\mu} < \mu_G$. For the Gaussian profile the Bose fit is reasonable but not perfect since $f_{\text{tr}}(\mathbf{p})$ is a bit more strongly peaked at small p_{\perp} than for the box profile. However, since $\bar{\mu}/T$ controls the normalization of f , i.e. the total pion yield at midrapidity $y=0$, $\bar{\mu}$ is identical with the *global* chemical potential extracted from a chemical analysis of midrapidity particle abundances at the *thermal* freeze-out temperature, and therefore a good reference value.

For the direct comparison of the two transverse density profiles we proceed as follows: we fix $\bar{\mu}$ and, for the Gaussian profile, adjust μ_G accordingly. A comparison of the solid lines in panels (a,b) of Figs. 2 and 3 shows that in the absence of transverse flow, at the same value of $\bar{\mu}$, the dilution effects on $\langle f \rangle(\mathbf{p})$ from longitudinal expansion are almost identical for both density profiles. However, the additional flattening effects from transverse flow are weaker in the Gaussian model than for the box profile.

We have demonstrated that the thermal model of ultra-relativistic heavy ion collisions does *not* predict an average phase-space density characterised by a Bose-Einstein distribution function. Comparing data for $\langle f \rangle(\mathbf{p})$ extracted from Eq. (2) with such a distribution is likely to severely underestimate the pion chemical potential or temperature. The previously used *ad hoc* introduction of a naive transverse blue-shift factor [3,13], without first properly accounting for the dominant effects from longitudinal expansion, is based on faulty intuition and misleading. Longitudinal expansion strongly reduces the average freeze-out phase-space density at low p_{\perp} , whereas transverse flow leads to an additional flattening of $\langle f \rangle(p_{\perp})$. At low p_{\perp} , where $\langle f \rangle(\mathbf{p})$ and thus the danger of distortions due to strong multi-boson symmetrization effects [11] are largest, the strong longitudinal expansion of the heavy-ion collision fireball dominates the suppression of the average phase-space density. An extraction of the pion chemical potential should be based on a comparison of the measured values for $\langle f \rangle(\mathbf{p})$ with Eqs. (12), or a suitable generalisation thereof which more accurately accounts for shortlived resonance decays (which we treated here rather superficially).

Acknowledgements: We thank John Cramer and Jim Draper for stimulating discussions and valuable comments on a first draft of this paper. The research of U.H. is supported by the U.S. Department of Energy under contract DE-FG02-01ER41190.

- [1] G.F. Bertsch, Phys. Rev. Lett. **72**, 2349 (1994); and Erratum *ibid.* **77**, 789 (1996).
- [2] J. Barrette *et al.* (E877 Collaboration), Phys. Rev. Lett. **78**, 2916 (1997).
- [3] B. Tomášik, U.A. Wiedemann, and U. Heinz, nucl-th/9907096.
- [4] U.A. Wiedemann and U. Heinz, Phys. Rep. **319**, 145 (1999).
- [5] T. Csörgő, B. Lörstad, and J. Zimányi, Z. Phys. C **71**, 491 (1996).
- [6] S. Pratt, Phys. Lett. B **301**, 159 (1993); Phys. Rev. C **50**, 469 (1994).
- [7] For a review see U. Heinz, Nucl. Phys. **A685**, 414c (2001).
- [8] Proceedings of *Quark Matter 2001* (Jan. 15-20, 2001, Stony Brook, NY), Nucl. Phys. **A**, in press.
- [9] This is most easily seen in the non-relativistic Boltzmann limit where the entropy per particle is $s/n = 5/2 + (m - \mu)/T$: as the temperature T decreases, the chemical potential μ must increase to maintain constant entropy at constant particle number. For relativistic bosons see H. Bebie, P. Gerber, J.L. Goity, and H. Leutwyler, Nucl. Phys. B **378**, 95 (1992).
- [10] R. Lednický *et al.*, Phys. Rev. C **61**, 034901 (2000).
- [11] U. Heinz, P. Scotto, and Q.H. Zhang, Ann. Phys. **288**, 325 (2001).
- [12] D. Ferenc *et al.*, Phys. Lett. B **457**, 347 (1999).
- [13] J.G. Cramer, poster at the conference *Quark Matter 2001* (Jan. 15-20, 2001, Stony Brook, NY).
- [14] M. Kataja and P.V. Ruuskanen, Phys. Lett. B **243**, 181 (1990).
- [15] P. Gerber, H. Leutwyler and J.L. Goity, Phys. Lett. B **246**, 513 (1990).
- [16] J. Sollfrank, P. Koch, and U. Heinz, Phys. Lett. B **252**, 256 (1990).
- [17] T. Csörgő and B. Lörstad, Phys. Rev. C **54**, 1390 (1996).
- [18] U.A. Wiedemann, P. Scotto, and U. Heinz, Phys. Rev. C **53**, 918 (1996).
- [19] U. Heinz, Nucl. Phys. A **661**, 140 (1999).