

Effect of exotic $S=+1$ resonances on $K_L^0 p$ scattering data

R. L. Workman,* R. A. Arndt, and I. I. Strakovsky
Department of Physics, The George Washington University, Washington, D.C. 20052-0001

D. M. Manley† and J. Tulpan
Department of Physics, Kent State University, Kent, OH 44242-0001

We consider the effect of an exotic $S=+1$ Θ^+ resonance on the scattering of neutral kaons off protons. Explicit results are presented for the $K_L^0 p$ total cross sections.

PACS numbers: 13.75.Jz, 11.80.Et, 14.20.Jn

Results from a wide range of recent experiments are now consistent with the existence of an exotic $S=+1$ resonance, the $\Theta^+(1540)$, having a narrow width and a mass near 1540 MeV [1]. Width determinations have been hindered by limitations on experimental resolutions, resulting in upper bounds of order 10 MeV. The quantum numbers of this state remain unknown, though a prediction of $J^P = 1/2^+$ was obtained in the work [2] that provided a motivation for the original search.

An examination of older K^+d and K^+p data has provided no confirmation for the Θ^+ or an associated Θ^{++} state [3]. In fact, these older measurements seem to require a width much smaller than 10 MeV [4, 5, 6, 7]. Most investigations of the older data have focused on K^+d experiments from which the K^+n interaction has been extracted. The effect of Fermi motion in the deuteron is particularly important for a narrow structure, making the observation of a ‘bump’ in any cross section unlikely. This point has been extensively demonstrated by Nussinov [4], and by Cahn and Trilling [7].

The problems of Fermi motion can be avoided if instead one considers the $K_L^0 p$ interaction. However, as the K_L^0 is a mixture of K^0 and \bar{K}^0 , this approach requires an accounting of the $\bar{K}N$ interaction. This we have done, combining results from analyses of $\bar{K}N$ [8] and KN [9] data.

The amplitude for $K_L^0 p$ scattering is given by

$$M_{K_L^0 p} = \frac{1}{4}(Z_1 + Z_0 + 2Y_1) \quad (1)$$

where $Z_{0,1}$ are the strangeness $S = 1$, $I = 0$ and 1 amplitudes, and Y_1 is the $S = -1$, $I = 1$ amplitude. The Y_1 contribution dominates at low energies, the $S = 1$ component growing in relative importance with increasing energy. Our result for the $K_L^0 p$ total cross section, calculated from the imaginary part of the forward scattering amplitude, is given in Fig. 1. Note that this is not a fit but rather a prediction based on analyses of other reactions.

Starting from this description of the data, we have added a narrow Breit-Wigner resonance in order to demonstrate the magnitude of its effect. In doing so, we have taken into account the fact that the incident K_L^0 beam has a momentum spread, which also tends to smear out a narrow structure. In Fig. 2, we have added an $S = +1$ resonance, having a 5 MeV width, to the P_{01} partial wave. Here we compare the result for beam momentum distributions (assumed Gaussian) having widths of 10 and 20 MeV/ c at 440 MeV/ c , the latter being an estimate of the momentum spread associated with the beam used in Ref. [10]. A resonance in the D_{03} partial wave is also included for comparison.

The measurement of Ref. [10] was reported with total cross sections calculated over 20 MeV/ c bins. We have accordingly averaged over this interval, finding a further minimal reduction in the peak. Results for resonances with a range of widths are compared in Fig. 3. From Fig. 1, the most pronounced deviations from our predicted smooth behavior occur near 280 and 460 MeV/ c (corresponding to C.M. energies of 1480 and 1550 MeV). The apparent ‘bump’ at 1480 MeV could be more than a statistical fluctuation. The PDG [12] reports a 1-star $\Sigma(1480)$ based on an analysis of $K^- p \rightarrow \bar{K}^0 p \pi^-$, with a 3.5 standard deviation signal being seen in $\bar{K}^0 p$. (The data of Ref.[11] does not show this structure.) Given the large experimental uncertainties, a fluctuation near 1550 MeV is only interesting in that it occurs near the expected $\Theta^+(1540)$ signal. (The overall momentum scale has a quoted uncertainty of 2%.) Here too the PDG reports a weak evidence for a nearby bump, the $\Sigma(1560)$.

*Electronic address: rworkman@gwu.edu

†Electronic address: manley@kent.edu

In conclusion, present $K_L^0 p$ scattering data are insufficiently precise to confirm the $\Theta(1540)$. However, if more precise data were to become available, with improved momentum resolution, this method would have the advantage of producing a resonance structure, unlike the $K^+ n$ cross sections extracted from deuteron target experiments which are fundamentally limited by Fermi momentum. In this case, the main limiting factor for a determination of Θ^+ properties would be our knowledge of weak Σ resonances[13].

Acknowledgments

This work was supported in part by the U. S. Department of Energy Grants DE-FG02-99ER41110 and DE-FG02-01ER41194. We acknowledge useful communications with Ya. I. Azimov and A. G. Dolgolenko. R. W. and I. S. gratefully acknowledge a contract from Jefferson Lab under which this work was done. Jefferson Lab is operated by the Southeastern Universities Research Association under the U. S. Department of Energy Contract DE-AC05-84ER40150.

-
- [1] See for example, ‘Experimental Review on Exotic Baryons’, T. Nakano, plenary talk at NSTAR 2004, Grenoble, March 2004.
 - [2] D. Diakonov, V. Petrov, and M. Polyakov, *Z. Phys. A* **359**, 305 (1995).
 - [3] S. Capstick, P. R. Page, and W. Roberts, *Phys. Lett.* **B570**, 185 (2003).
 - [4] S. Nussinov, hep-ph/0307357 (unpublished).
 - [5] R. A. Arndt, I. I. Strakovsky, and R. L. Workman, contribution to 8th Int. Conf. on Hypernuclear and Strange Particle Physics, Newport News, October 2003 [nucl-th/0311030]; *Phys. Rev. C* **68**, 042201 (2003).
 - [6] J. Haidenbauer and G. Krein, *Phys. Rev. C* **68**, 052201 (2003).
 - [7] R. N. Cahn and G. H. Trilling, *Phys. Rev. D* **69**, 011501 (2004). This work also reports an absolute value for the $\Theta^+(1540)$ width, 0.9 ± 0.3 MeV, based upon a reanalysis of the DIANA experiment, V. V. Barmin *et al.*, *Phys. At. Nucl.* **66**, 1715 (2003).
 - [8] G. P. Gopal, R. T. Ross, A. J. van Horn, A. C. McPherson, E. F. Clayton, T. C. Bacon, and I. Butterworth, *Nucl. Phys.* **B119**, 362 (1977). The employed amplitudes have been unitarized in a K-matrix fit (J. Tulpan and D. M. Manley, to be published).
 - [9] J. S. Hyslop, R. A. Arndt, L. D. Roper, and R. L. Workman, *Phys. Rev. D* **46**, 961 (1992).
 - [10] W. Cleland, B. Goz, D. Freytag, T. J. Devlin, R. J. Esterling, and K. G. Vosburgh, *Phys. Rev. D* **12**, 1247 (1975).
 - [11] G. A. Sayer, E. F. Beall, T. J. Devlin, P. Shepard, and J. Solomon, *Phys. Rev.* **169**, 1045 (1968).
 - [12] K. Hagiwara *et al.*, *Phys. Rev. D* **66**, 010001 (2002).
 - [13] The possibility of a $\Sigma(1480)$ resonance was also raised in Y. Azimov, R. A. Arndt, I. I. Strakovsky, and R. L. Workman, *Phys. Rev. C* **68**, 045204 (2003).

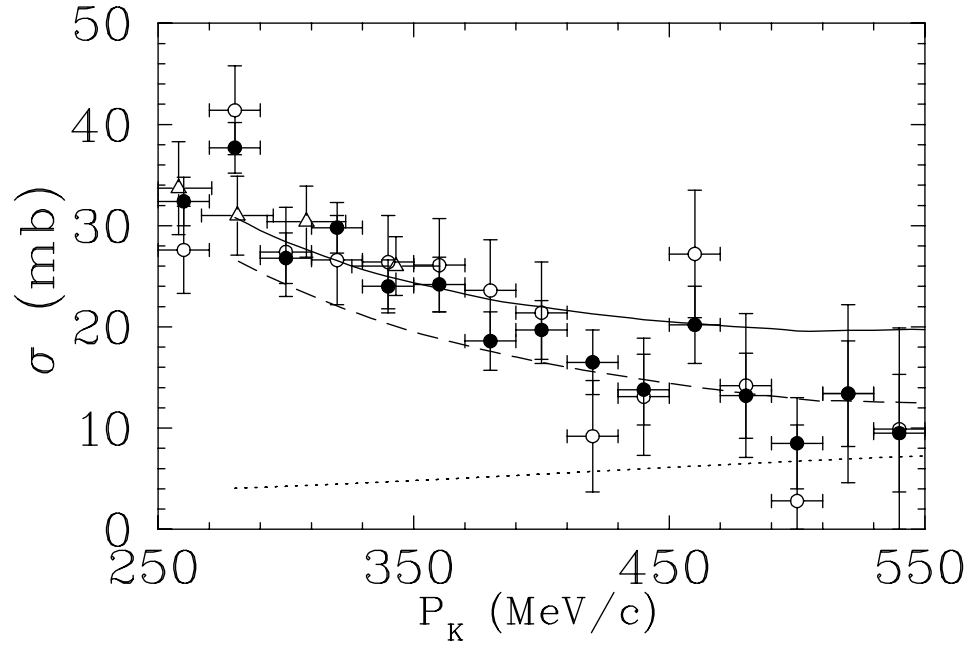


FIG. 1: Total cross section for K_{LP}^0 (solid) and contributions (dashed) from $S = -1$ [8] and (dotted) $S = +1$ [9]. Data sets from Ref. [10] (open and solid circles) and Ref. [11] (open triangles).

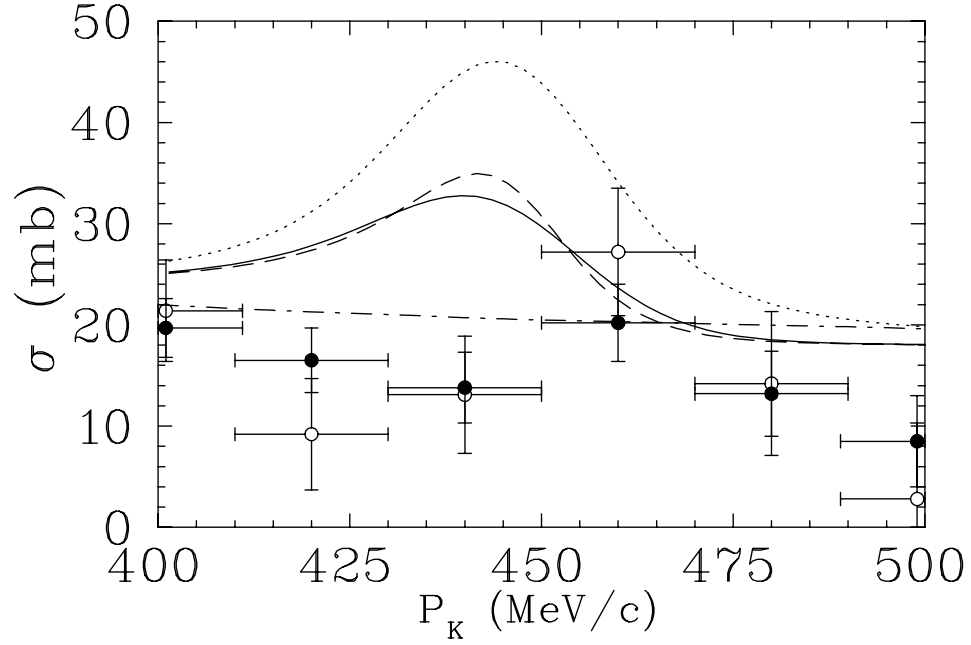


FIG. 2: Effect of 1540 MeV P_{01} resonance of width 5 MeV for a 10 MeV/ c (dashed) and 20 MeV/ c (solid) momentum spread. Effect of a D_{03} resonance of same mass and width (20 MeV/ c spread) displayed for comparison (dotted). Dash-dotted curve gives the unmodified total cross section for $K_L^0 p$. Data as in Fig. 1.

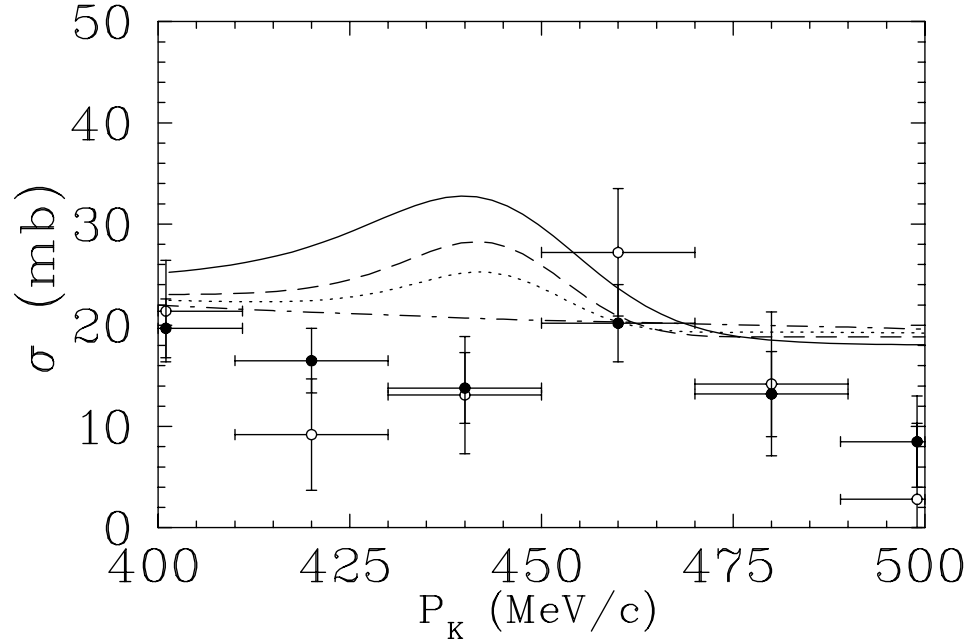


FIG. 3: Resonance signal for a 1540 MeV P_{01} resonance of width 1 MeV (dotted), 2 MeV (dashed), and 5 MeV (solid), for a 20 MeV/ c momentum spread. Dash-dotted curve gives the unmodified total cross section for $K_L^0 p$. Data as in Fig. 1.