

EXCITATION OF NUCLEAR COLLECTIVE STATES

BY HEAVY IONS WITHIN THE MODEL OF SEMI-MICROSCOPIC OPTICAL POTENTIAL

K.M. Hanna¹, K.V Lukyanov², V.K. Lukyanov², Z.Metawei³
B. Słowiński^{4,5}, E.V. Zemlyanaya²

¹*Math. and Theor. Phys. Dept., NRC, Atomic Energy Authority, Cairo, Egypt*

²*Joint Institute for Nuclear Research, Dubna, Russia*

³*Physics Department, Faculty of Science, Cairo University, Giza, Egypt*

⁴*Faculty of Physics, Warsaw University of Technology, Warsaw, Poland*

⁵*Institute of Atomic Energy, Otwock-Swierk, Poland*

The (semi-)microscopic double-folding nucleus-nucleus optical potentials are suggested for consideration of inelastic scattering with excitation of collective nuclear states by using the adiabatic approach and the elastic scattering amplitude in the high-energy approximation. The analytical expression for inelastic scattering amplitude is obtained keeping the first order terms in the deformation parameter of a potential. Calculations of inelastic cross sections for the ¹⁷O heavy ions scattered on different nuclei at about hundred Mev/nucleon are made, and the acceptable qualitative agreement with the experimental data is obtained without introducing free parameters. The prospect of the method for further applications is discussed.

1 Introduction

The theory of excitations of nuclear collective states in peripheral nuclear collisions is based on the elastic scattering optical potential $U(r) = V(r) + iW(r)$. This latter is used to obtain the transition potential $U_{int} = U_{int}^{(N)} + U_{int}^{(C)}$ for inelastic channel. Recently, in [1], the nucleus-nucleus inelastic scattering with excitation of 2⁺ rotational states was considered in the framework of the high-energy approximation utilizing the phenomenological Woods-Saxon type potential. The collective variables $\{\alpha_{\lambda\mu}\}$, which characterize the deformation of the surface of a potential, were introduced through the radius

$$\mathfrak{R} = R + \delta R, \quad \delta R = R \sum_{\lambda\mu} \alpha_{\lambda\mu} Y_{\lambda\mu}(\theta, \phi). \quad (1)$$

Here θ, ϕ are spherical coordinates of a space vector \mathbf{r} in the laboratory system. The wave functions of rotational states and collective variables $\{\alpha_{\lambda\mu}\}$ are given as follows:

$$|I M \rangle = \sqrt{\frac{2I+1}{8\pi^2}} D_{M0}^{(I)}(\Theta_i), \quad \alpha_{2\mu} = \beta_2 D_{\mu 0}^{(2)*}(\Theta_i), \quad (2)$$

where β_2 is the deformation parameter and $\{\Theta_i\}$ are the intrinsic axis rotational angles.

In [1], suggesting small $\beta_2 \ll 1$, the transition potential was obtained as the derivative of $U(r, \mathfrak{R})$, and the inelastic scattering amplitude was derived in adiabatic approximation

$$f_{IM}(q) = \langle IM | f(q, \{\alpha_{\lambda\mu}\}) | 00 \rangle, \quad (3)$$

where $q = 2k \sin(\vartheta/2)$ is the momentum transfer, k is the relative momentum, and ϑ , the angle of scattering. The elastic scattering amplitude $f(q, \{\alpha_{\lambda\mu}\})$ was taken in the high-energy approximation (HEA) with the "frozen" coordinates of collective motion $\{\alpha_{\lambda\mu}\}$. Then, inelastic cross sections for the ^{17}O heavy ions scattered on different nuclei at about hundred Mev/nucleon were calculated, and an acceptable agreement with the experimental data was received. So, the conclusions were made on applicability of HEA to study the nucleus-nucleus inelastic processes.

The aim of this paper is to apply not phenomenological but microscopic potentials for calculating an inelastic scattering amplitude. The matter of fact is that the phenomenological potentials, used for inelastic scattering, must be specially fitted in the corresponding elastic channel at the same energy and for the same couple of scattered nuclei as they are in inelastic channel. Otherwise, at present there are no tables of global optical potentials for the heavy-ion elastic scattering at different energies and kinds of colliding nuclei. Moreover, there exists the problem of ambiguity of parameters of phenomenological potentials (see, e.g., [2]) since the fit needs a large amount of data, and thus any additional information, involved into consideration, in particular, the data of inelastic scattering, is very desirable.

On the other hand, in the last two decades of years the double-folding (DF) microscopic nucleus-nucleus potentials occur rather popular. They are calculated using the following expression:

$$V^{DF}(r) = V^D(E, r) + V^{EX}(E, r) = \int d^3r_1 d^3r_2 \rho_1(\vec{r}_1) \rho_2(\vec{r}_2) v^D(\rho, E, r_{12}) + \int d^3r_1 d^3r_2 \rho_1(\vec{r}_1, \vec{r}_1 + \vec{r}_{12}) \rho_2(\vec{r}_2, \vec{r}_2 - \vec{r}_{12}) v^{EX}(\rho, E, r_{12}) \exp \left[\frac{i\vec{k}(\vec{r})\vec{r}_{12}}{M} \right], \quad (4)$$

where $\vec{r}_{12} = \vec{r} + \vec{r}_2 - \vec{r}_1$ is the distance between colliding nuclei, $k(r)$ is the local momentum of relative motion of nuclei, and $M = A_1 A_2 / (A_1 + A_2)$. (For details see, e.g., [3], [4]). These DF-potentials apply the nuclear density distributions $\rho(\vec{r})$ and matrices $\rho(\vec{x}, \vec{y})$, and also include the effective nucleon-nucleon potentials v^D and v^{EX} . In principle, all of these quantities are known from independent experimental studies. It was also established dependence of NN-potentials on kinetic energy and on the matter density in overlapping region of nuclei. DF-potentials take into account effects of exchange and break up of nucleons, and describe sufficiently well the shape of the peripheral region of potentials, very important in formations both the differential and total cross-sections. For a period of years, in comparisons with experimental data, these real DF-potentials were supplemented by the phenomenological imaginary potentials $W^P(r)$ having three (or more) free parameters. By doing so, it was shown that one needs to diminish slightly the calculated real part by introducing a renormalization coefficient N_r , and, thus the whole potential $U(r) = N_r V^{DF} + iW^P(r)$ has four (or more) free parameters.

However, recently in [5], it was demonstrated that the imaginary part can be also calculated microscopically by transforming the eikonal phase of the high-energy micro-

scopical theory [6, 7] of scattering of complex systems. It was shown in [5] that this imaginary potential W^H contains the folding integral which corresponds to the integral of only the direct part V^D of the DF-potential (4). This optical potential has the form $U(r) = N_R V^{DF}(r) + iN_{im} W^H(r)$. In addition, it was reasonable to generalize this form to include the exchange term, too, and then to test the potential $U(r) = N_r V^{DF} + iN_{im} V^{DF}(r)$, as well. These potentials were called the semi-microscopic ones because of their basic forms W^H and V^{DF} were calculated microscopically, without introducing free parameters, and only two parameters N_r and N_{im} must be adjusted to experimental data.

Figure 1 shows by dashed lines the double-folding potentials V^{DF} calculated in [8] for scattering of the heavy ions ^{17}O on different nuclei at $E_{lab}=1435$ MeV. The respective optical potentials were adjusted to the elastic scattering differential cross sections using for imaginary terms the forms $N_{im} W^H$ and $N_{im} V^{DF}$. In Fig.2 we reproduce the ratios of elastic cross sections to the Rutherford one calculated in [8] in the framework of the high-energy approximation using the microscopic potentials $U(r) = N_r V^{DF}(r) + iN_{im} V^{DF}$, and their comparisons with the experimental data from [9]. The adjusted normalization coefficients N_r and N_{im} were obtained as 0.6 and 0.6 for ^{60}Ni , 0.6 and 0.5 for ^{90}Zr , 0.5 and 0.5 for ^{120}Sr , and 0.5 and 0.8 for ^{208}Pb . One sees fairly well agreement with the data in the region of an applicability of HEA at $\theta \leq \sqrt{2/kR}$. So, these potentials can be applied further in calculations of inelastic scattering of the same nuclei at the same energy for comparisons with existent experimental data on the 2^+ state excitations [9].

2 Some formulae and comments

The microscopic potentials have no the obvious parameters something like the radius R and diffuseness a of a Woods-Saxon potential. Therefore, in order to introduce there the dependence on internal collective variables $\alpha_{\lambda\mu}$, we make, in analogy with (1), the respective changes of spatial coordinates

$$r \Rightarrow r + \delta r, \quad \delta r = -r \sum_{\lambda\mu} \alpha_{\lambda\mu} Y_{\lambda\mu}(\theta, \phi). \quad (5)$$

Then, expanding the potential in δr we obtain the generalized optical potential consisted of two terms, the spherically symmetrical and deformed one

$$U^{(N)}(r, \{\alpha_{\lambda\mu}\}) = U^{(N)}(r) + U_{int}^{(N)}(r, \{\alpha_{\lambda\mu}\}), \quad (6)$$

where the transition potential (its nuclear part) is as follows

$$U_{int}^{(N)} = -r \frac{d}{dr} U(r) \sum_{\mu} \alpha_{2\mu} Y_{2\mu}(\theta, \phi). \quad (7)$$

In Fig.1 one can see behavior of the derivatives of microscopic potentials V^{DF} for the above considered cases. All of them have a typical maxima in the surface region of a potential. The respective quadrupole part of the generalized Coulomb potential $U^{(C)}(r, \{\alpha_{\lambda\mu}\})$ is obtained as usually with a help of its definition through the uniform charge density distribution having the radius \mathfrak{R} as in (1) with $R_C = r_c(A_1^{1/3} + A_2^{1/3})$. This yields at [1]

$$U_{int}^{(C)} = \frac{3}{5} U_B \left[\left(\frac{r}{R_C} \right)^2 \Theta(R - r) + \left(\frac{R_C}{r} \right)^3 \Theta(r - R) \right] \sum_{\mu} \alpha_{2\mu} Y_{2\mu}(\theta, \phi), \quad (8)$$

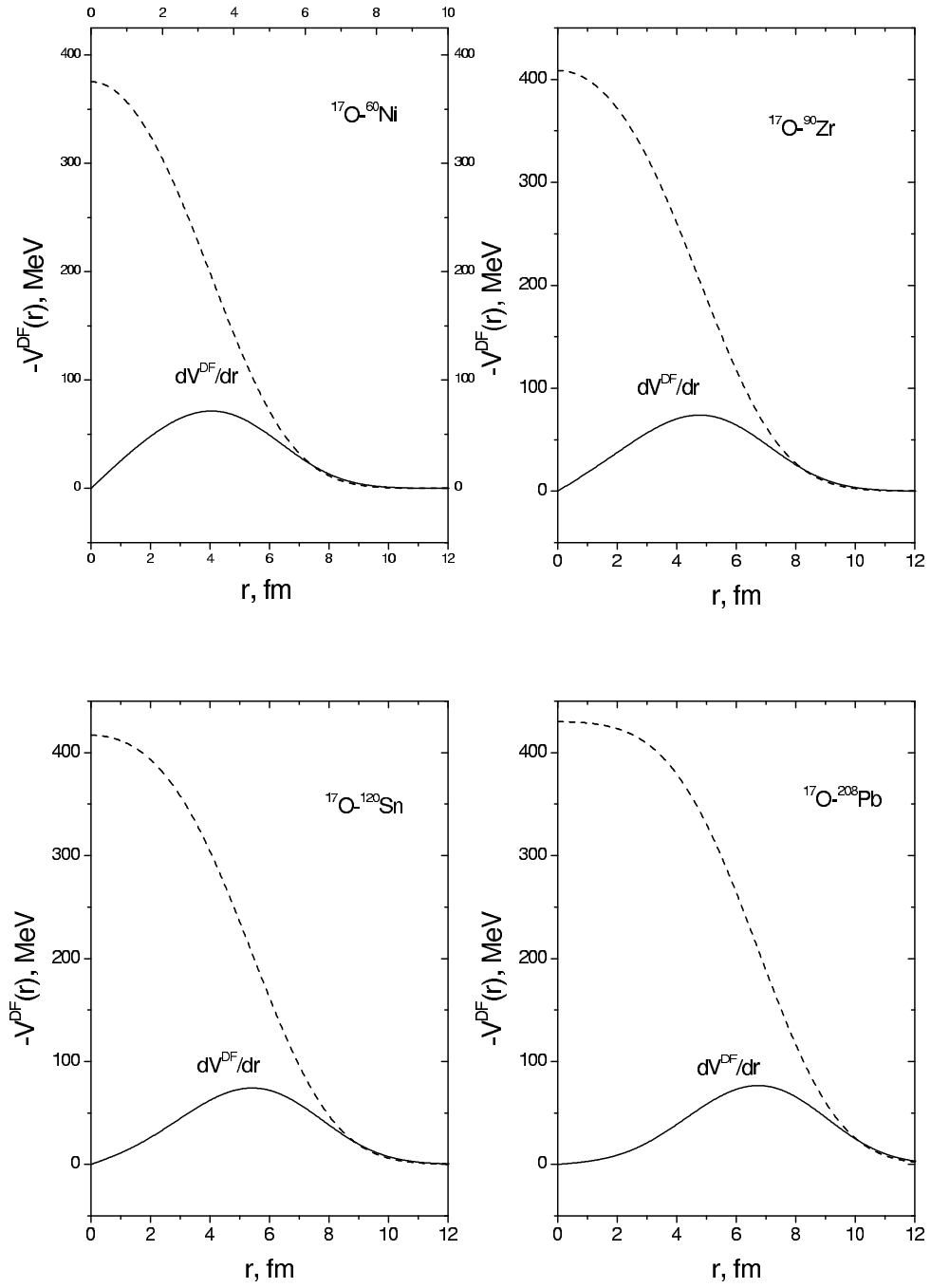


Fig. 1. The double-folding potentials (dashed lines) and their derivatives (solid lines) calculated for different couples of nuclei at $E_{\text{lab}}=1435$ MeV.

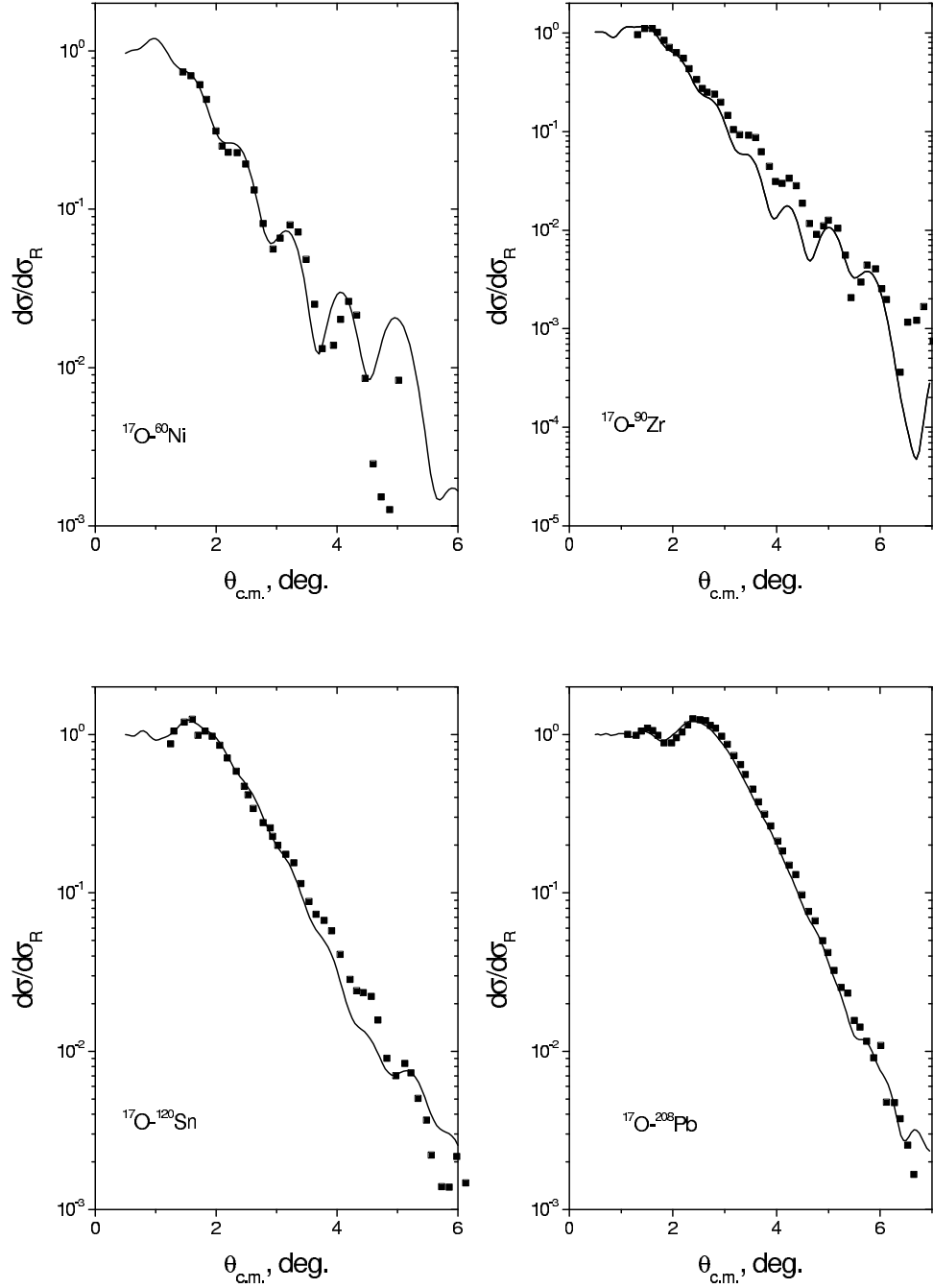


Fig. 2. The ratio of the elastic scattering differential cross sections to the Rutherford one (solid lines) calculated using the semi-microscopic optical potentials $N_r V^{DF} + iN_{im} V^{DF}$ at $E_{lab}=1435$ MeV and compared with the experimental data from [9].

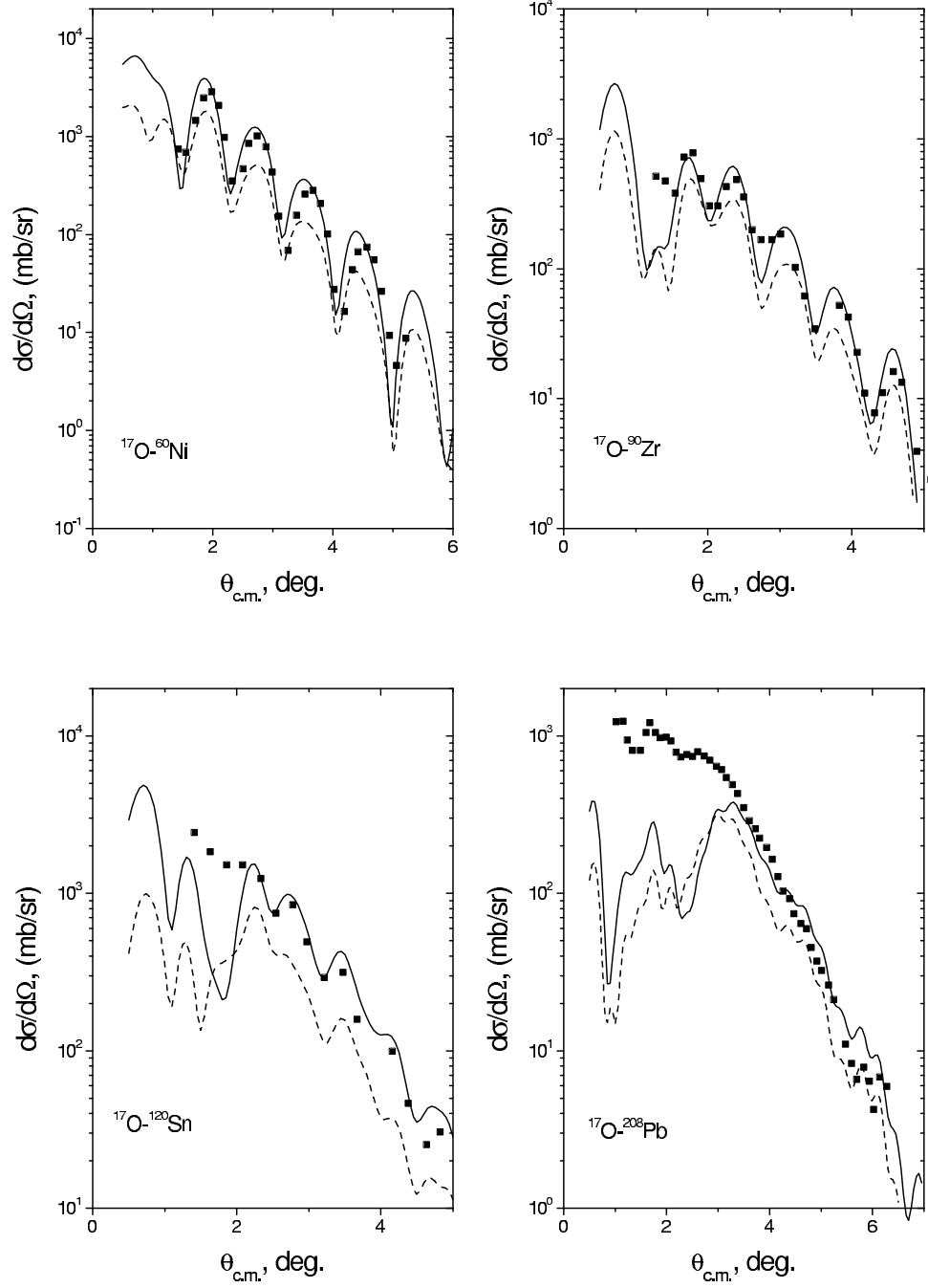


Fig. 3. Microscopic calculations of inelastic scattering differential cross-sections of the ^{17}O heavy ions at 1435 MeV on different target nuclei with excitations of 2^+ collective states. Dashed curves are for the consistent deformation parameters of the nuclear and Coulomb potentials (set 1 in Table), solid curves - with the free $\beta_2^{(n)}$ parameters (set 2). The data are from [9].

where $U_B = Z_1 Z_2 e^2 / R_C$.

Then, we use the expression for high-energy amplitude of scattering

$$f(q) = i \frac{k}{2\pi} \int b db d\phi e^{iqb \cos \phi} [1 - e^{i\Phi}]. \quad (9)$$

Here integration is performed over impact parameters b and on its azimuthal angle ϕ , and the eikonal phase is determined by the nucleus-nucleus potential

$$\Phi = -\frac{1}{\hbar v} \int_{-\infty}^{\infty} U(r + \delta r) dz, \quad r = \sqrt{b^2 + z^2}, \quad (10)$$

where v is the relative velocity of colliding nuclei. Substituting here the total potential having the central and transition terms, one can write

$$\Phi = \Phi_0(b) + \Phi_{int}(b, \{\alpha_{\lambda\mu}\}, \phi). \quad (11)$$

$$\Phi_{int} = \beta_2 \sum_{\mu=0,\pm 2} G_{\mu}(b) D_{\mu 0}^{(2)*}(\Theta_i) e^{i\mu\phi} \quad (12)$$

$$G_{\mu}(b) = -\frac{2}{\hbar v} \int_0^{\infty} dz Y_{2\mu}(\arccos(z/r), 0) \times \\ \times \left[-r \frac{dU(r)}{dr} + \frac{3}{5} U_B \left[\left(\frac{r}{R_C} \right)^2 \Theta(R-r) + \left(\frac{R_C}{r} \right)^3 \Theta(r-R) \right] \right] \quad (13)$$

where $r = \sqrt{b^2 + z^2}$. Substituting (11) in (9) and (3), and expanding the exponential function $\exp(i\Phi_{int})$ we retain only a term of the first order in β_2 . Then, integration over rotational angles Θ_i can be performed, and one gets the inelastic scattering amplitudes $f_{\lambda\mu}(q)$ and differential cross section as follows [1]:

$$f_{20}(q) = \frac{k}{\sqrt{5}} \beta_2 \int_0^{\infty} b db J_0(qb) G_0(b) e^{i\Phi_0(b)}, \quad (14)$$

$$f_{22}(q) = -\frac{k}{\sqrt{5}} \beta_2 \int_0^{\infty} b db J_2(qb) G_2(b) e^{i\Phi_0(b)}, \quad (15)$$

$$\frac{d\sigma_{in}}{d\Omega} = |f_{20}|^2 + 2 |f_{22}(q)|^2. \quad (16)$$

3 Comparison with experimental data. Summary

When calculating the elastic and inelastic scattering amplitudes one has to take into account the Coulomb distortion of the straight-ahead trajectory situated in expressions of the high-energy theory. This is made by exchanging, in the nuclear part of the phases $\Phi_0(b)$ and $\Phi_{int}(b)$, the impact parameter b by the distance of the turning point in the Coulomb field of the point charge, i.e., $b \Rightarrow b_c = \bar{a} + \sqrt{b^2 + \bar{a}^2}$, where $\bar{a} = Z_1 Z_2 e^2 / \hbar v k$ is a half of closest approach distance at $b=0$.

Firstly, we estimate inelastic cross sections of scattering of ^{17}O on different nuclei without introducing any free parameters. To this end we apply semi-microscopic optical potentials $U = N_r V^{DF} + iN_{im} V^{DF}$ calculated and adjusted in [8] to the experimental data on elastic scattering of the same nuclei [9]. The deformation parameters $\beta_2^{(n)}$ and $\beta_2^{(c)}$ for nuclear and Coulomb potentials, separately, were suggested to obey the relation $\beta_2^{(c)} \bar{R}_C = \beta_2^{(n)} \bar{R}_n$, where \bar{R} are *rms* radii. Qualitatively, this relation supposes an equality of areas of rings on the r -plane, where the main transition takes place. The $\beta_2^{(c)}$ deformations are taken as they were extracted in [9] using the known reduced electric transition probabilities $B(E2 \uparrow)$ in the target nuclei. (For parameters see set 1 in Table).

Table. Deformation parameters of the Coulomb and nuclear potentials

	β_2	$^{17}\text{O} + ^{60}\text{Ni}$	$^{17}\text{O} + ^{90}\text{Zr}$	$^{17}\text{O} + ^{120}\text{Sn}$	$^{17}\text{O} + ^{208}\text{Pb}$
Set 1	$\beta_2^{(c)}$	0.2067	0.091	0.1075	0.0544
	$\beta_2^{(n)}$	0.2453	0.1072	0.1270	0.0644
Set 2	$\beta_2^{(c)}$	0.2067	0.091	0.1075	0.0544
	$\beta_2^{(n)}$	0.4	0.16	0.25	0.1

Figure 3 shows these results by dashed lines. We see that calculations performed without free parameters are in a qualitative agreement with the experimental data. The slopes of all curves are in coincidence with the behavior of the data. As to the absolute values of cross sections, they can be slightly improved by increasing the deformation parameters. An exception is seen at small angles (very peripheral collisions) for heavy nuclei ^{120}Sn , ^{208}Pb (large charges), where the multi-step Coulomb excitation must give large contribution while in our consideration we take into account only the first power terms of deformations β in amplitudes.

Meanwhile, if we refuse to fulfill the above relation between $\beta_2^{(c)}$ and $\beta_2^{(n)}$, and suppose the deformation of nuclear potential $\beta_2^{(n)}$ to be free parameter (solid curves) then agreements with the data become fairly better as compared to the preceding calculations. (For parameters see set 2 in Table).

Summarizing the obtained results we note, that, first, the outlook for the further work in utilizing (semi)-microscopic potentials, both the real and imaginary one, for parametrization and analysis of experimental data is rather attractive. Their applications do not need to introduce so many parameters as they included in the case of phenomenological potentials.

Second, our consideration was based on the simple adiabatic approximation and utilizing only the linear terms, in β_2 , of the scattering amplitude. But these potentials can be also applied in the more proper coupled channel method where, in principle, all powers of terms with β_2 are taken into account. By the way, the prospects are also exist of improving the suggested approach by constructing the microscopic transition potentials rather than that obtained above from the microscopic potentials themselves.

ACKNOWLEDGMENTS

The co-authors V.K.L. and B.S. are grateful to the Infeld-Bogoliubov Program. E.V.Z. and K.V.L. thank the Russian Foundation Basic Research (project 06-01-00228).

References

- [1] V.K.Lukyanov, Z Metawei, E.V.Zemlyanaya, arXiv:nucl-th/0508015.
- [2] G.R.Satchler, *Direct nuclear reactions*, Clarendon, Oxford, 1983.
- [3] Dao Tien Khoa, O.M.Knyaz'kov, Elem.Part.& At.Nucl., **27** (1990) 1456.
- [4] D.T.Khoa, G.R.Satchler, Nucl. Phys. **A668**, (2000) 3.
- [5] V.K.Lukyanov, E.V.Zemlyanaya, K.V.Lukyanov, P4-2004-115, JINR, Dubna.
- [6] R.J.Glauber, *Lectures in Theoretical Physics* (N.Y.: Interscience, 1959. P.315).
- [7] A.G.Sitenko, Ukr.Fiz.Zhurn.**4**, 152 (1959).
- [8] K.M.Hanna, K.V.Lukyanov, V.K.Lukyanov, B.Słowiński, E.V.Zemlyanaya, Proc.4th Conf.Nucl.Part.Phys, Fayoum, Egypt (eds.M.N.H.Comsan and K.M.Hanna, Cairo, Egypt Nucl.Phys.Assoc.) 2004, p.26; arXiv: nucl-th/0410015.
- [9] R.L.Neto et al, Nucl.Phys.A **560**, 357 (1993).