

Momentum Distribution in Nuclear Matter within a Perturbation Approximation

A. Mariano[†] and F. Krmpotić[†]

*Departamento de Física, Facultad de Ciencias Exactas,
Universidad Nacional de La Plata, C. C. 67, 1900 La Plata, Argentina*

and

*A.F.R. de Toledo Piza
Instituto de Física, Universidade de São Paulo,*

C.P. 20516, 01498 São Paulo, Brasil

It is shown that the norm corrections, introduced to avoid the violation of the constraints on the depletion of the hole states in the standard perturbative $2p2h$ approach, leads in nuclear matter to a dependence of the momentum distribution with the total nucleon number. This unphysical behavior, which in turn makes the depletion to be non-extensive, arises from contributions of disconnected diagrams contained in the norm. It is found that the extensivity is again recovered when the $4p4h$ excitations in the ground state are included, and a reasonable value for the total number of nucleons promoted above the Fermi level is obtained.

PACS number(s):

[†]Fellow of the CONICET from Argentina.

I INTRODUCTION

A great amount of theoretical effort was devoted to study the influence of ground-state correlations on the nuclear physical observables. In most of them the nuclear response function is evaluated after introducing two particle - two hole ($2p2h$) admixtures within first-order perturbation into the $0p0h$ ground state wave function [1, 2, 3, 4, 5, 6, 9]. It was found that $2p2h$ ground-state contribution modify significantly the mean field results for the strength function. Recently, however, the use of this perturbation procedure has been objected by Van Neck *et al.*, [7] because it largely overestimates the effect of ground-state correlation, when the norm corrections are neglected. This happens because the perturbation adds a very large number of relatively small excited $2p2h$ components, with relative weights in the perturbed wavefunction typically large enough numerically as to strongly enhance the norm corrections. Specifically, it is reminded in Ref. [7] that a shell-model approach for occupation numbers in nuclei imposes constrains in the sense that the number of particles lifted out the Fermi sea has to be ≤ 2 . This constrain is not respected in the above mentioned works as put in evidence by several calculations of the occupation numbers within the same perturbation approach[10].

In a recent study [8] of the Gamow-Teller strength the ground-state was worked out within a finite nuclei formalism up to the first order, both in the Rayleigh-Schrödinger and Brioullin-Wigner schemes, and including the effects of the norm as was suggested in Ref. [7]. The result was the strong reduction of $2p2h$ contribution to the response function. In the present work we intend to implement better controlled approximations for the correlation structure of the ground-state for the case of nuclear matter, which may have important consequences in the evaluation of the response function in the quasielastic region. As a first step in this direction we analyze here the momentum distribution in the ground state. The reason for that is that, as shown within a simple model by Takayanagi [9], the longitudinal response in the quasi free region is directly related to the momentum distribution of nucleons in nuclear matter. Our initial intention was to include the norm effects in the some way as we have previously done for the finite nuclei [8]. But, we soon discovered that this procedure makes the depletion of the nuclear core not to be anymore an extensive quantity because of the momentum distribution dependence on the total nucleon number A . Clearly, such a behavior is unphysical and has its origin in the contributions arising from the infinite series of disconnected Goldstone diagrams contained in the norm, as can be put in evidence by performing a perturbation expansion of the later. In order to exactly cancel these disconnected graphs one is forced to enlarge the configuration space by including nph amplitudes with $n > 2$. This is done in the present work for the $4p4h$ components in the ground state wave function. To go beyond this configuration space is not only a cumbersome task but hard to justify also.

II FORMALISM

The occupation number for the single-particle state κ in the ground state $|0\rangle$ is defined as

$$n(\kappa) = \langle 0 | a^\dagger(\kappa) a(\kappa) | 0 \rangle, \quad (2.1)$$

and the total number of particles promoted above the Fermi level, $N_>$, and those remaining below the Fermi level, $N_<$, are

$$\begin{aligned} N_> &= \sum_{\kappa(\epsilon_\kappa > \epsilon_F)} n(\kappa), \\ N_< &= \sum_{\kappa(\epsilon_\kappa < \epsilon_F)} n(\kappa) = A - N_>. \end{aligned} \quad (2.2)$$

Within the Hartree-Fock (HF) approximation, $|0\rangle \equiv |HF\rangle = |0p0h\rangle$ one obtains the well known step function for $n(\kappa)$, *i.e.*, $n(\kappa) = \theta(\epsilon_F - \epsilon_\kappa)$, where ϵ_κ and ϵ_F are, respectively, the single particle and Fermi energies. This is the zero order approximation for the occupation numbers distribution. When $npnh$ correlations are added to the ground state wave function, states above the Fermi level are populated with the corresponding depletion of the nuclear core, and the occupation number takes the form

$$n(\kappa) = \theta(\epsilon_F - \epsilon_\kappa) + \delta n(\kappa), \quad (2.3)$$

being

$$N_> = \sum_{\kappa(\epsilon_\kappa > \epsilon_F)} \delta n(\kappa). \quad (2.4)$$

A $2p2h$ correlations

The ground state wave function, with the first order $2p2h$ perturbations included to the HF state, reads

$$|0\rangle = \mathcal{N} \left[|HF\rangle + \frac{1}{4} \sum_{p's, h's} c_{p_1 p_2 h_1 h_2} |p_1 p_2 h_1 h_2\rangle \right], \quad (2.5)$$

where

$$c_{p_1 p_2 h_1 h_2} = - \frac{\langle p_1 p_2 h_1 h_2 | \hat{V} | HF \rangle}{E_{p_1 p_2 h_1 h_2}}, \quad (2.6)$$

are the $2p2h$ amplitudes, and

$$\mathcal{N} = \frac{1}{\sqrt{1 + \mathcal{N}_{2p2h}}}, \quad (2.7)$$

is the overall normalization factor, with

$$\mathcal{N}_{2p2h} \equiv \frac{1}{4} \sum_{p's, h's} |c_{p_1 p_2 h_1 h_2}|^2. \quad (2.8)$$

$|p_1 p_2 h_1 h_2\rangle$ and $E_{p_1 p_2 h_1 h_2}$ stand, respectively, for the $2p2h$ configurations and single-particle energies, and \hat{V} is the residual interaction.

The usual second-order approximation for $n(\kappa)$ is obtained by retaining only the first term in the expansion

$$\mathcal{N}^2 = 1 - \mathcal{N}_{2p2h} + \mathcal{N}_{2p2h}^2 - \dots, \quad (2.9)$$

and for $\delta n(\kappa)$ one gets

$$\delta n^{(2)}(\kappa) = \frac{1}{2} \sum_{p's, h's} (\delta_{\kappa, p_1} - \delta_{\kappa, h_1}) \left[\frac{V_{p_1 p_2 h_1 h_2}}{E_{p_1 p_2 h_1 h_2}} \right]^2, \quad (2.10)$$

where $V_{p_1 p_2 h_1 h_2}$ stand for the antisymmetrized matrix elements of \hat{V} . The contribution of $\delta n(\kappa)^{(2)}$ is schematically shown in Fig. 1, and

$$N_{>}^{(2)} = 2\mathcal{N}_{2p2h}. \quad (2.11)$$

This result is only valid when $\mathcal{N}_{2p2h} \ll 1$, condition which is not fulfilled in most of the numerical calculations performed so far. This was precisely the reason why Van Neck *et al.*, [7] have proposed to use the second order normalized approximation (with \mathcal{N} given by (2.7)). This leads to the variation in the occupation numbers

$$\delta n^{(2N)}(\kappa) = \mathcal{N}^2 \delta n^{(2)}(\kappa) \quad (2.12)$$

and the corresponding number of promoted particles is

$$N_{>}^{(2N)} = \mathcal{N}^2 N_{>}^{(2)} = 2 \frac{\mathcal{N}_{2p2h}}{1 + \mathcal{N}_{2p2h}} \leq 2, \quad (2.13)$$

which is a satisfactory bound for $N_{>}$. Yet, $\delta n^{(2N)}(\kappa)$ contains an infinite series of disconnected diagrams, illustrated in Fig. 2. We show below how they are removed by enlarging the configuration space.

B $4p4h$ correlations

The ground-state wavefunction with the $2p2h$ and $4p4h$ admixtures included is written as

$$\begin{aligned}
 |0\rangle &= \mathcal{N} \left[|HF\rangle + \frac{1}{(2!)^2} \sum_{p's, h's} c_{p_1 p_2 h_1 h_2} |p_1 p_2 h_1 h_2\rangle \right. \\
 &\quad \left. + \frac{1}{(4!)^2} \sum_{p's, h's} c_{p_1 p_2 p_3 p_4 h_1 h_2 h_3 h_4} |p_1 p_2 p_3 p_4 h_1 h_2 h_3 h_4\rangle \right], \tag{2.14}
 \end{aligned}$$

where

$$c_{p_1 p_2 p_3 p_4 h_1 h_2 h_3 h_4} = \frac{\langle HF | \hat{V} | p_1 p_2 h_1 h_2 \rangle \langle p_1 p_2 h_1 h_2 | \hat{V} | p_1 p_2 p_3 p_4 h_1 h_2 h_3 h_4 \rangle}{E_{p_1 p_2 h_1 h_2} E_{p_1 p_2 p_3 p_4 h_1 h_2 h_3 h_4}}, \tag{2.15}$$

and

$$\mathcal{N} = \frac{1}{\sqrt{1 + \mathcal{N}_{2p2h} + \mathcal{N}_{4p4h}}}, \tag{2.16}$$

with

$$\mathcal{N}_{4p4h} = \frac{1}{(4!)^2} \sum_{p's, h's} |c_{p_1 p_2 p_3 p_4 h_1 h_2 h_3 h_4}|^2, \tag{2.17}$$

which is the norm factor coming from the $4p4h$ contributions.

The occupation numbers in the ground state (2.14) read

$$\delta n(\kappa) = \mathcal{N}^2 \left[\delta n^{(2)}(\kappa) + \delta n^{(4)}(\kappa) \right], \tag{2.18}$$

where

$$\delta n^{(4)}(\kappa) = \frac{4}{(4!)^2} \sum_{p's, h's} (\delta_{\kappa, p_1} - \delta_{\kappa, h_1}) |c_{p_1 p_2 p_3 p_4 h_1 h_2 h_3 h_4}|^2. \tag{2.19}$$

Now, making an expansion up to the fourth order

$$\delta n(\kappa) = [1 - \mathcal{N}_{2p2h}] \delta n^{(2)}(\kappa) + \delta n^{(4)}(\kappa), \tag{2.20}$$

and after working out the $4p4h$ amplitudes we get

$$\delta n^{(4)}(\kappa) = \mathcal{N}_{2p2h} \delta n^{(2)}(\kappa) + \delta n^{(4C)}(\kappa), \tag{2.21}$$

or

$$\delta n(\kappa) = \delta n^{(2)}(\kappa) + \delta n^{(4C)}(\kappa), \quad (2.22)$$

with

$$\begin{aligned} \delta n^{(4C)}(\kappa) = & \frac{1}{4} \sum_{p's, h's} \frac{V_{p_1 p_2 h_1 h_2} V_{p_3 p_4 h_3 h_4}}{E_{p_1 p_2 h_1 h_2} E_{p_3 p_4 h_3 h_4}} \\ & \times \left\{ -(\delta_{\kappa, p_1} + \delta_{\kappa, p_2} - \delta_{\kappa, h_1} - \delta_{\kappa, h_2}) \left[\frac{V_{p_1 p_2 h_1 h_3} V_{p_3 p_4 h_2 h_4}}{E_{p_1 p_2 h_1 h_3} E_{p_3 p_4 h_2 h_4}} + \frac{V_{p_1 p_3 h_1 h_2} V_{p_2 p_4 h_3 h_4}}{E_{p_1 p_3 h_1 h_2} E_{p_2 p_4 h_3 h_4}} \right] \right. \\ & \left. + (\delta_{\kappa, p_1} - \delta_{\kappa, h_1}) \left[4 \frac{V_{p_1 p_3 h_1 h_3} V_{p_2 p_4 h_2 h_4}}{E_{p_1 p_3 h_1 h_3} E_{p_2 p_4 h_2 h_4}} + \frac{1}{2} \frac{V_{p p_2 h_3 h_4} V_{p_3 p_4 h_1 h_2}}{E_{p p_2 h_3 h_4} E_{p_3 p_4 h_1 h_2}} \right] \right\}, \quad (2.23) \end{aligned}$$

being the contribution of the connected diagrams illustrated in Fig. 3. The diagrams (a), (b) and (c) describe the different contributions that can arise from the first term, while the graph (d) represents the second term. For the depletion number we now get

$$N_{>} = 2\mathcal{N}_{2p2h} - 2\mathcal{N}_{2p2h}^2 + 4\mathcal{N}_{4p4h} = 2\mathcal{N}_{2p2h} + 4\mathcal{N}_{4p4h}^C, \quad (2.24)$$

where the last term comes from $\delta n^{(4C)}(\kappa)$. Note that the result (2.24) corresponds to the expansion up to fourth order of the quantity

$$\frac{2\mathcal{N}_{2p2h} + 4\mathcal{N}_{4p4h}}{1 + \mathcal{N}_{2p2h} + \mathcal{N}_{4p4h}} \leq 4 \quad (2.25)$$

which is the total depletion number obtained from the exact occupation probabilities (2.18), and same as (2.13), is also properly bounded.

Regarding the results of this subsection, it should be remarked that:

- (a) In the expansion (2.9) are retained the first two terms.
- (b) The contributions to $\delta n(\kappa)$ coming from the disconnected graphs brought around by \mathcal{N}_{2p2h} are not present in final result because they cancel out with topological similar contributions arising in the wave function (2.14), *i.e.*, the first term of $\delta n^{(4)}(\kappa)$ in Eq.(2.21).
- (c) The norm term \mathcal{N}_{4p4h} does not contribute in a calculation up to the fourth order and has been ignored in the expansion of \mathcal{N}^2 .
- (d) We do not include the coupling among the $2p2h$ states ($\langle 2p2h | \hat{V} | 2p2h' \rangle = 0$), because it would only lead to a redistribution of the $2p2h$ occupation probabilities, which does not have any effect on $\delta n^{(2)}(k)$.

C Evaluation of the occupation numbers distribution in nuclear matter

In nuclear matter the HF ground state is approximated by the Fermi gas, the single particle quantum numbers κ are the momentum \mathbf{k} , the spin projection m_s and the isospin projection m_t of the particle, and $n(\kappa)$ turns into the momentum distribution

$$n(k) = \theta(1 - k) + \delta n(k), \quad (2.26)$$

where k is measured in units of the wave number k_F that defines the Fermi surface. The corresponding depletion number now reads

$$N_{>} = 3A \int_1^\infty dk k^2 \theta(k - 1) \delta n(k). \quad (2.27)$$

The residual interaction is generically expressed in the form [6]

$$\hat{V}(\mathbf{q}) = \sum_I V^I(q) \mathbf{O}_1^I(\hat{\mathbf{q}}) \cdot \mathbf{O}_2^I(-\hat{\mathbf{q}}) \quad (2.28)$$

where $V^I(q)$ are the interaction strengths and $I \equiv T, S, J$ encompasses the isospin, spin and total angular momentum quantum numbers of the operators $\mathbf{O}^I(\hat{\mathbf{q}})$, defined as

$$\begin{aligned} \mathbf{O}^{000}(\hat{\mathbf{q}}) &= 1; & \mathbf{O}^{010}(\hat{\mathbf{q}}) &= i(\hat{\mathbf{q}} \cdot \boldsymbol{\sigma}); & \mathbf{O}^{011}(\hat{\mathbf{q}}) &= (\hat{\mathbf{q}} \times \boldsymbol{\sigma}), \\ \mathbf{O}^{100}(\hat{\mathbf{q}}) &= \boldsymbol{\tau}; & \mathbf{O}^{110}(\hat{\mathbf{q}}) &= i(\hat{\mathbf{q}} \cdot \boldsymbol{\sigma})\boldsymbol{\tau} & \mathbf{O}^{111}(\hat{\mathbf{q}}) &= (\hat{\mathbf{q}} \times \boldsymbol{\sigma})\boldsymbol{\tau}. \end{aligned} \quad (2.29)$$

The exchange contributions to $\delta n(k)$ will be dropped out since, as pointed out Van Order and Donnelly [11], they are small in comparison with the direct ones. In this way we get

$$\begin{aligned} \delta n^{(2)}(k) &= \frac{1}{4} \int d\mathbf{q} \left[\theta(k - 1) \theta(1 - |\mathbf{k} + \mathbf{q}|) \mathcal{F}(\mathbf{k} \cdot \mathbf{q} + q^2, q) \right. \\ &\quad \left. + \theta(1 - k) \theta(|\mathbf{k} - \mathbf{q}| - 1) \mathcal{F}(\mathbf{k} \cdot \mathbf{q}, q) \right] \sum_I [v^I(q)]^2 (2T + 1) 2^J, \end{aligned} \quad (2.30)$$

for the second order correction to $n(k)$,

$$\mathcal{N}_{2p2h} = \frac{3A}{8\pi} \int d\mathbf{k} d\mathbf{q} \theta(k - 1) \theta(1 - |\mathbf{k} + \mathbf{q}|) \mathcal{F}(\mathbf{k} \cdot \mathbf{q} + q^2, q) \sum_I [v^I(q)]^2 (2T + 1) 2^J, \quad (2.31)$$

for second order correction to the norm, and

$$\begin{aligned} \delta n^{(4C)}(k) &= -\frac{1}{16} \int d\mathbf{l} \int d\mathbf{p} \int d\mathbf{q} \theta(1 - |\mathbf{l} + \mathbf{q}|) \theta(\mathbf{t} - 1) \\ &\quad \times [\theta(k - 1) \mathcal{G}(\mathbf{k}, \mathbf{l}, \mathbf{p}, \mathbf{q}) + \theta(1 - k) \mathcal{G}(\mathbf{k} - \mathbf{q}, \mathbf{l}, \mathbf{p}, \mathbf{q})], \end{aligned} \quad (2.32)$$

for the fourth order correction to $n(k)$. In the above equations

$$v^I(q) = \frac{2k_F^3}{(2\pi)^3 \epsilon_F} V^I(q), \quad (2.33)$$

$$\begin{aligned} \mathcal{F}(\alpha, q) &= \int \frac{\theta(x-1)\theta(1-|\mathbf{x}+\mathbf{q}|)}{(\alpha+\mathbf{q}\cdot\mathbf{x})^2} d\mathbf{x} \\ &= \frac{2\pi}{q} \left\{ \left[-1 + \ln 2 + \ln \left| \frac{q^2 - \alpha + q}{q^2 - 2\alpha} \right| - \frac{\alpha}{q^2} \ln \left| \frac{q^2 - \alpha + q}{q - \alpha} \right| \right] \theta(2-q) \right. \\ &\quad \left. + \left[\ln \left| \frac{q^2 - \alpha + q}{q^2 - \alpha - q} \right| - \frac{\alpha}{q^2} \frac{q^2 - \alpha + q}{q^2 - \alpha - q} + \frac{2}{q} \right] \theta(q-2) \right\}, \end{aligned} \quad (2.34)$$

and

$$\begin{aligned} \mathcal{G}(\mathbf{k}, \mathbf{l}, \mathbf{p}, \mathbf{q}) &= \left[\theta(1-|\mathbf{l}+\mathbf{p}|) \mathcal{F}(\mathbf{l}\cdot\mathbf{p}+l^2, l) + \theta(1-|\mathbf{k}+\mathbf{p}|) \mathcal{F}(\mathbf{k}\cdot\mathbf{p}+l^2, l) \right. \\ &+ \theta(|\mathbf{l}+\mathbf{q}+\mathbf{p}|-1) \mathcal{F}(-\mathbf{l}\cdot\mathbf{p}-\mathbf{q}\cdot\mathbf{p}, l) + \theta(|\mathbf{k}+\mathbf{q}+\mathbf{p}|-1) \mathcal{F}(-\mathbf{k}\cdot\mathbf{p}-\mathbf{q}\cdot\mathbf{p}, l) \\ &\times \frac{\theta(1-|\mathbf{k}+\mathbf{q}|)}{(\mathbf{k}\cdot\mathbf{q}+q^2+\mathbf{l}\cdot\mathbf{q})^2} \sum_I [v^I(q)]^2 (2I+1) 2^I \sum_{I'} [v^{I'}(l)]^2 (2I'+1) 2^{I'} \left. \right]. \end{aligned} \quad (2.35)$$

In Eq. (2.32) we do not include the contributions arising from the second term in Eq. (2.23), because, as discussed later on, they are relatively small.

From Eqs. (2.11), (2.13) and (2.31) it can be easily seen that $N_{>}^{(2)}$ fulfills the extensivity condition, but $N_{>}^{(2N)}(k)$ does not. This unphysical behavior of $N_{>}^{(2N)}$ is due to the disconnected diagrams contained in $\delta n^{(2N)}(k)$ and is circumvented by including the $4p4h$ excitations. This lead us to the result in Eq. (2.24), which again satisfies the requirement on extensivity.

III NUMERICAL RESULTS AND CONCLUSIONS

The momentum distribution $n(k)$ has been evaluated for the normal nuclear matter density, *i.e.*, $k_F = 1.36$ fm, and by parameterizing the residual interaction (2.28) as follows:

$$\begin{aligned} V^{000}(q) &= C_\pi(q)f, \quad V^{100}(q) = C_\pi(q)f', \quad V^{010}(q) = V^{011}(q) = C_\pi(q)g, \\ V^{110}(q) &= C_\pi(q) \left(g' - \frac{q^2}{q^2 + m_\pi^2} \right), \quad V^{111}(q) = C_\pi(q)g', \end{aligned} \quad (3.1)$$

Here f , f' , g and g' are the Landau-Migdal parameters, $C_\pi(q) = f_\pi^2/\mu_\pi^2\Gamma_\pi^2(q)$, $m_\pi = \mu_\pi/k_F$ and

$$\Gamma_\pi(q) = \frac{\Lambda_\pi^2 - m_\pi^2}{\Lambda_\pi^2 + q^2}, \quad (3.2)$$

is the πNN form factor.

We do not incorporate explicitly the ρ meson since, as pointed out by Dickhoff [12], it produces too much suppression of the tensor force. Yet, the contribution of heavier mesons is taken into account empirically by fixing the values of g' and Λ_π (as done by Alberico *et al.*, [2]) to reproduce the effective tensor and central components of the force derived by Dickhoff from a G-matrix calculation ([12, 13]). This procedure yields $g' = 0.5$ and $\Lambda_\pi = 800 \text{ MeV}/(\hbar ck_F)$. On the other hand, for f , f' and g we have found more appropriate to adopt the values obtained by Bäckman *et al.* [14] from the analysis of stability conditions and empirical values of physical observables, *i.e.*, $f = -0.12$, $f' = 0.39$ and $g = 0$.

The following three different ways of adding the ground state correlations to the Fermi gas distribution will be numerically compared:

1. The usual $2p2h$ second order approximation, *i.e.*, Eq. (2.30) is employed in the evaluation of $\delta n(k)$.
2. The above approach is modified by including the effect of the norm through Eqs. (2.12), (2.7) and (2.31).
3. Fourth order approximation within the $2p2h + 4p4h$ subspace, in which $\delta n(k)$ is given by Eqs. (2.22) and (2.32).

The momentum space integrals have been evaluated for energies up to 300 MeV . This limit has been established by examining the behavior of $N_{>}/A$ (with $\delta n(k)$ given by (2.30)) as function of the cutoff energy. The results are displayed in Fig. 4.

The resulting momentum distributions $n(k)$ are shown in Fig. 5. In the approximation 2), where the results are A dependent, we have chosen, as an example, the ^{40}Ca nucleus. For this case the empirical occupation numbers are available from an optical potential analysis of experimental cross sections [15] (see also ref. [4]). The second order approach produces a pronounced high-momentum tail above the Fermi level with a corresponding strong reduction of the low-momentum part as compared with the Fermi gas. In the normalized case 2), the previous variation of momentum distribution $\delta n(k)$ is just rescaled by the factor $\mathcal{N}^2 = 0.11$ and this diminishes drastically the effect of the ground state correlations. (Note that for $A = 90$ $\mathcal{N}^2 = 0.05$.) Within the approximation 3) the depletion of the momentum distribution is quite significant, but still relatively small in comparison with that obtained in the plain $2p2h$ approach. This effect can be interpreted

as the reduction of the $2p2h$ occupation probabilities by the coupling with $4p4h$ states. It is worth noting that the effect of the last term in Eq. (2.23) cannot be distinguished visually in Fig. 5.

The calculated numbers of particles shifted above the Fermi level, for the implemented approximations, turn out to be $N_{>} = 16.8, 1.8$ and 1.9 , respectively. The last result is, not only physically sound, but also consistent with the above mentioned study [15], which yields $N_{>}(^{40}\text{Ca}) \cong 2.7$.

We summarize our conclusions as follows:

- The plain second-order approximation for the momentum distribution grossly overestimates the effect of the $2p2h$ ground-state correlation. This is put in evidence by the very large result obtained for the number of particles shifted above the Fermi level, as already pointed out [7].
- The introduction of norm corrections, following the recipe given in Ref. [7], leads unavoidably to an A dependent momentum distribution, which is engendered by the disconnected diagrams present in the norm. As a consequence the number depletion becomes a non-extensive quantity for the nuclear matter, which is very strong drawback of the approximation.
- We have found out that the just mention unphysical contributions of the disconnected diagrams are cancelled by the inclusion of $4p4h$ correlations. Besides, the contribution of the $4p4h$ connected diagrams strongly hinder the effect of $2p2h$ correlations, yielding a momentum distribution with properly bounded depletion number.
- The present results seem to indicate that the $2p2h$ and $4p4h$ correlations are the dominant degrees of freedom to be considered in the description of the nuclear ground state. In addition, we feel that the evaluation of the momentum distribution up to fourth order is a reasonably good approximation and that is not crucial the inclusion of higher order correlations beyond the $4p4h$ ones.

This work was supported in part by a Fundación Antorchas grant.

References

- [1] G.F. Bertsch and I. Hamamoto, Phys. Rev. **C26**, 1323 (1982).
- [2] W.M. Alberico, M. Ericson and A. Molinari, Ann. Phys. (NY) **154**, 356 (1984).
- [3] K. Takayanagi, K. Shimizu and A. Arima, Nucl. Phys. **A481**, 313 (1988).
- [4] S. Drożdż, S. Nishizaki, J. Speth and J. Wambach, Phys. Rep. **197**, 1 (1990).
- [5] K. Takayanagi, Phys. Lett. **233B**, 271 (1989).
- [6] A. Mariano, E. Bauer, F. Krmpotić, and A.F.R. de Toledo Piza, Phys. Lett. **268B**, 332 (1991).
- [7] D. Van Neck, M. Waroquier, V. Van der Sluys and J. Ryckebusch, Phys. Lett. **274B**, 143 (1992).
- [8] A. Mariano, F. Krmpotić and A.F.R. de Toledo Piza, Phys. Rev. **49C**, 2824 (1994).
- [9] K. Takayanagi, Nucl. Phys. **A556**, 14 (1993).
- [10] K. Takayanagi and E. Lipparini, Phys. Lett. **261B**, 11 (1991). K. Takayanagi and E. Lipparini, Nucl. Phys. **A536**, 309 (1992).
- [11] J.W. Van Order and T.W. Donnelly, Ann. Phys. (NY) **131**, 451 (1981).
- [12] W.H. Dickhoff, A. Faessler, and H. Müther, Phys. Rev. Lett. **49**, 1902 (1982).
- [13] W.H. Dickhoff, Nucl. Phys. **A399**, 287 (1983).
- [14] S.-O. Bäckman, G.E. Brown and J.A. Niskanen, Phys. Rep. **124**, 1 (1985).
- [15] C.H. Johnson and C. Mahaux, Phys. Rev. **38 C**, 2589 (1988).

Figure Captions

Figure 1: Goldstone diagrams corresponding to the second-order correction $\delta n^{(2)}(\kappa)$. Each line indicates schematically a particle or a hole state, the dots represent the residual interaction and the encircled dots correspond to the number operator.

Figure 2: Goldstone diagrams corresponding to the expansion of the norm in the normalized second-order $2p2h$ approximation $\delta n^{(2N)}(\kappa)$.

Figure 3: Goldstone diagrams corresponding to the different contributions in the fourth order $4p4h$ correction $\delta n^{(4C)}(\kappa)$.

Figure 4: Plot of the second-order $2p2h$ approximation for $N_>/A$, as function of the cutoff energy E_c (measured in MeV) for $2p2h$ excitations.

Figure 5: Momentum distribution $n(\kappa)$ for the different approximations: Fermi gas (thin full lines), second-order approximation with $2p2h$ correlations ($\delta n(\kappa) = \delta n^{(2)}(\kappa)$) (long-dashed lines), normalized second-order approximation for ^{40}Ca ($\delta n(\kappa) = \delta n^{(2N)}(\kappa)$) (short-dashed lines), and fourth-order approximation with $2p2h + 4p4h$ correlations, ($\delta n(\kappa) = \delta n^{(2)}(\kappa) + \delta n^{(4C)}(\kappa)$) (thick full lines).

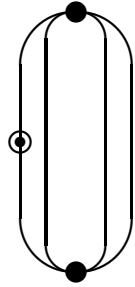


Fig. 1

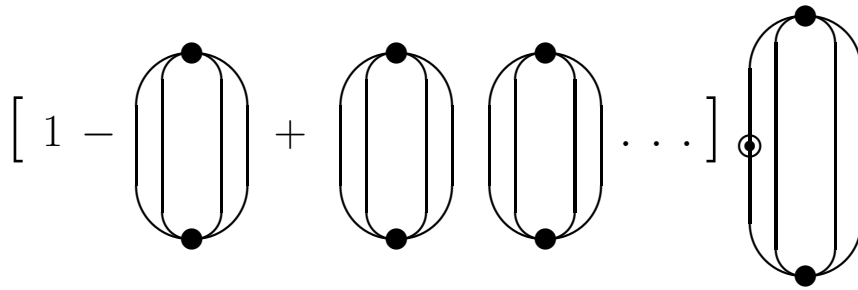


Fig. 2

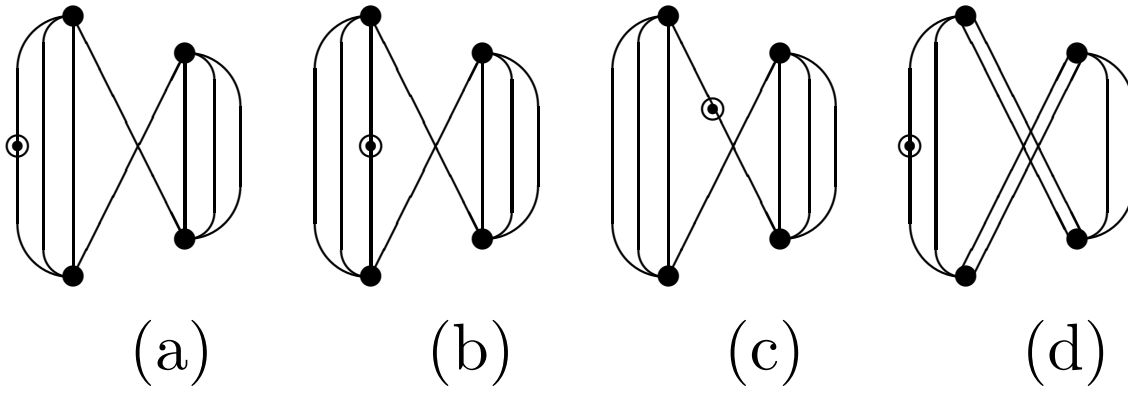


Fig. 3