

Microscopic calculations of stopping and flow from 160AMeV to 160AGeV^a

L.A. Winckelmann^{bd}, S.A. Bass^{cd}, M. Bleicher^d, M. Brandstetter^d, A. Dumitru^d, C. Ernst^d, L. Gerland^d, J. Konopka^d, S. Soff^e, C. Spieles^d, H. Weber^d, C. Hartnack^f, J. Aichelin^f, N. Amelin^g, H. Stöcker^d and W. Greiner^d

^d*Institut für Theoretische Physik, Johann Wolfgang Goethe-Universität,*

^e*Gesellschaft für Schwerionenforschung, Darmstadt, Germany*

^f*SUBATECH, Ecole des Mines, Nantes, France*

^g*Joint Institute for Nuclear Research (JINR), Dubna, Russia*

The behavior of hadronic matter at high baryon densities is studied within Ultra-relativistic Quantum Molecular Dynamics (URQMD). Baryonic stopping is observed for Au+Au collisions from SIS up to SPS energies. The excitation function of flow shows strong sensitivities to the underlying equation of state (EOS), allowing for systematic studies of the EOS. Effects of a density dependent pole of the ρ -meson propagator on dilepton spectra are studied for different systems and centralities at CERN energies.

1 Introduction

The only possibility to probe excited nuclear matter in the laboratory are nucleus–nucleus reactions [1]. In particular when two heavy ions like Au or Pb collide most centrally, the combined system forms a zone of high (energy) density and high agitation of the involved constituents. The transient pressure at high density has specific dynamic implications, such as collective sideward flow. Hence, fundamental properties like the repulsion of the nuclear equation of state (EOS) are studied via event shape analysis of nucleons and clusters [2,3,4]. The EOS at fixed temperature interpreted microscopically yields a density dependent potential modifying the nucleon mass. At low densities this effect is similar as has been proposed by calculations on chiral limits of the Skyrme lagrangian[5], the constituent quark mass[6] and the chiral condensate $\langle\bar{q}q\rangle$ [7]. Since $\langle\bar{q}q\rangle$ should relate closely to hadron masses, the decay of short lived vector mesons, observed through the dilepton channel, is suggested as a promising experimental signal to investigate the gradual restoration of chiral symmetry.

2 Ultrarelativistic Quantum Molecular Dynamics

Since many important aspects of nuclear matter are not observable, numerical transport models are suited to test which assumptions are compatible to nature. The present model (URQMD) [8,9] includes explicitly 50 different baryon species (nucleon, delta, hyperon and their resonances up to masses of 2.11GeV) and 25 different meson species (including strange meson resonances), which are supplemented by all isospin-projected states (see Table 1). Symmetries regarding time inversion, iso-spin, charge conjugation, etc. are

^aSupported by BMBF, DFG and GSI, ^bE-mail: luke@clri6a.gsi.de, ^cSpeaker at Quark Matter '96

N	Δ	Λ	Σ	Ξ	Ω			
938	1232	1116	1192	1317	1672			
1440	1600	1405	1385	1530	=====			
1520	1620	1520	1660	1690	1 ⁻			
1535	1700	1600	1670	1820	$\rho(1450)$			
1650	1900	1670	1790	1950	$\rho(1700)$			
1675	1905	1690	1775		$\omega(1420)$			
1680	1910	1800	1915		$\omega(1600)$			
1700	1920	1810	1940	0 ⁻	1 ⁻	0 ⁺	1 ⁺	2 ⁺
1710	1930	1820	2030	π	ρ	a_0	a_1	a_2
1720	1950	1830		K	K^*	K_0^*	K_1^*	K_2^*
1990		2100		η	ω	f_0	f_1	f_2
		2110		η'	ϕ	σ	f_1'	f_2'

Table 1: List of implemented baryons, mesons and their resonances. In addition *all* charge conjugate and iso-spin projected states (and photons) are taken in and treated on the same footing.

implemented in a general manner, e.g. all corresponding antiparticles are included and treated on the very same (charge-conjugate) footing. For excitations of higher masses a newly developed string model is invoked. It consistently allows for the population of *all* included hadrons from a decaying string. At low energies the dominant part of MM and MB interactions are modelled via *s*-channel reactions (formation and decays of resonances), whereas BB interactions are designed as exchange of charge, strangeness and four momentum in the *t*-channel. The real part of the baryon optical potential is modeled according to the Skyrme ansatz, including Yukawa and Coulomb forces.

3 Creation of dense nuclear matter: stopping

Baryonic stopping is a necessary condition for the creation of hot and dense nuclear matter. The key observable is the rapidity distribution of baryons. It is displayed in Figure 2 and 3 for heavy systems such as Au+Au and Pb+Pb at energies referring to three presently used heavy ion accelerators. In all cases gaussian rapidity distributions with peak around midrapidity $y_s \sim \pm 0.2$ are found. However, the physical processes associated show characteristic differences: The average longitudinal momentum loss in the SIS energy regime is mainly due to the creation of transverse momentum whereas at AGS/SPS energies abundant particle production consumes a considerable amount of the incident beam energy.

At CERN/SPS energies baryon stopping is influenced also by the formation time of strings which are excited in hard collisions. In URQMD baryons originating from a leading constituent (di-)quark at the string edges interact with $(2/3)1/3$ and mesons with $1/2$ of their full cross sections during their formation time τ . The sensitivity on this reduction is shown in Fig.4 for the system S+S at 200 AGeV. The default calculation (including formation time) reproduces the data [10] fairly well whereas the calculation with zero formation time (dotted line) exhibits strongest stopping. A calculation with zero cross section within the formation time gives transparency.

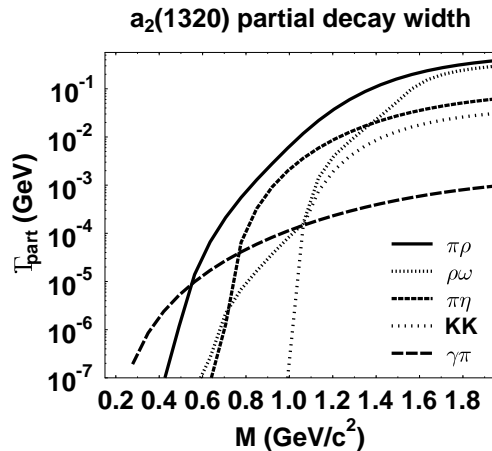


Figure 1: a_2 partial decay rates into specific channels. The average life-time is given by the inverse of the sum. Hence, in URQMD particles below resonance mass live longer, due to shrinking phase space.

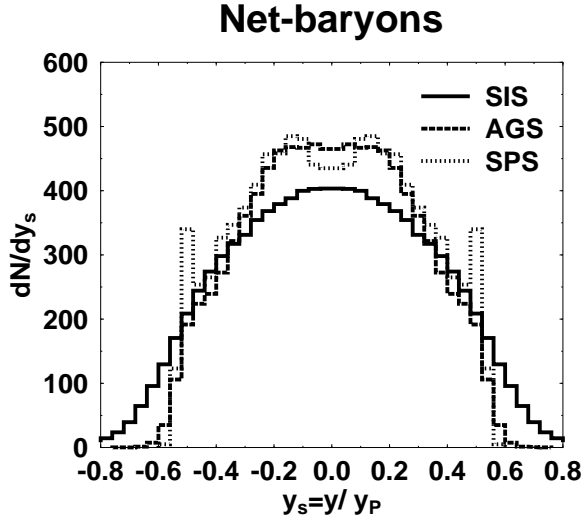


Figure 2: Rapidity distributions for Au+Au collisions at SIS (1AGeV), AGS (10.6AGeV) and Pb+Pb at CERN/SPS energies (160AGeV). All distributions have been scaled to the projectile rapidity in the center of mass frame.

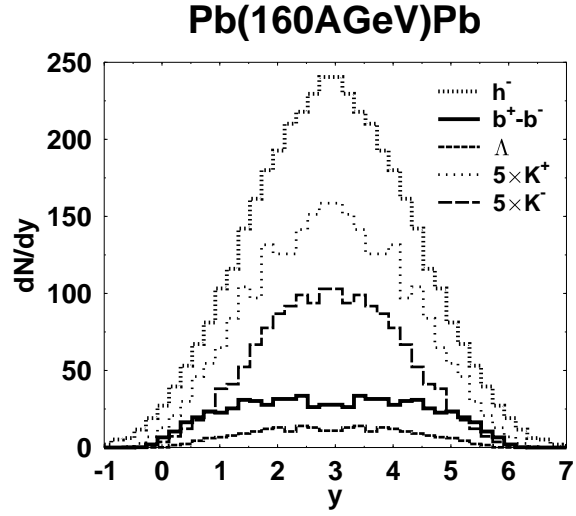


Figure 3: Rapidity distributions for Pb+Pb at 160AGeV. The histograms label from top to bottom: negative hadrons (h^-), kaons (K^-, K^+), protons ($b^+ - b^-$) and lambdas (Λ). The kaons are multiplied by five.

In order to study this effect more closely the \sqrt{s} distribution for S+S reactions at SPS energies is shown in Fig.5. The collision spectrum exhibits two pronounced peaks dominated by BB collisions, one in the beam energy range and one in the low (thermal) energy range. Approximately 50% of the collisions, most of them around $\sim 10 \pm 5$ GeV, involve baryons during their formation time, whose cross sections are reduced by factors of $2/3$ (referred to as *di-quarks*) or $1/3$ (referred to as *quarks*). This reduction leads to more transparency due to less collisions as compared to a calculation without reduction.

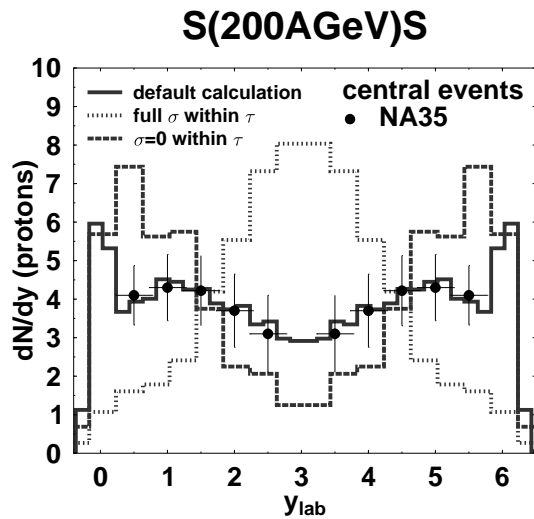


Figure 4: Sensitivity of the rapidity distribution for S(200AGeV)S on the constituent (di)quark cross section.

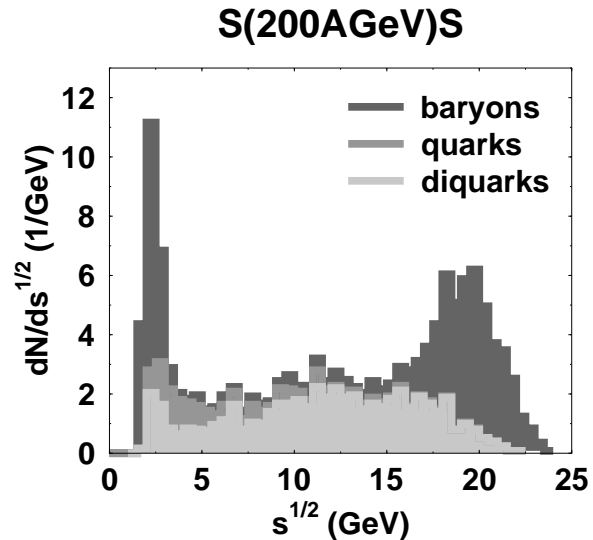


Figure 5: \sqrt{s} distributions for baryon baryon collisions in central reactions of S+S (right) at SPS energies.

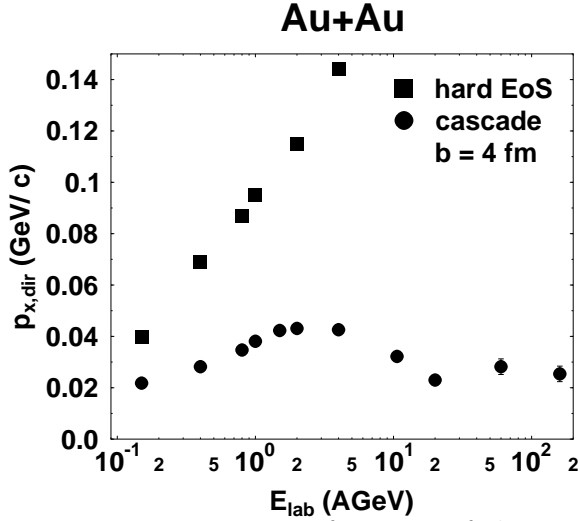


Figure 6: Excitation function of the total directed transverse momentum transfer $p_{x,dir}$ for Au+Au. URQMD calculations including a hard EOS (full squares) are compared to the predictions of cascade calculations (full circles).

4 Probing the repulsion of the EOS: flow

The creation of transverse flow is strongly correlated to the underlying EOS [1]. In particular it is believed that secondary minima as well as the quark-hadron phase transition lead to a weakening of the collective sideward flow. The occurrence of a phase transition should therefore be observable through abnormal behavior (e.g. jumps) of the strength of collective motion of the matter [12]. Note that URQMD in its present form does not include any phase transition explicitly. In Fig.6 the averaged in plane transverse momentum is displayed for Au+Au from 0.1 to 4AGeV incident kinetic energy. Calculations employing a hard EOS (full squares) are compared to cascade simulations (full circles). In the latter case only a slight energy dependence is observed. In contrast, the calculation with a hard EOS shows strong sensitivity. Here, the integrated directed transverse momentum per nucleon is more than twice as high as for the cascade calculation. This indicates the importance of a non-trivial equation of state of hadronic matter.

The amount of directed transverse momentum scales in the very same way as the total transverse momentum produced in the course of the reaction. Hence, the directivity depends only on the reaction geometry but not on the incident energy. This is demonstrated through Fig. 7, where the mean p_x as a function of the rapidity divided by the average transverse momentum of all particles is plotted.

5 Temperature dependence of the EOS: photons

Semiclassical cascade models in terms of scattering hadrons have proven to be rather accurate in explaining experimental data. Therefore it is of fundamental interest to extract the equation of state from such a microscopic model, i.e. to investigate the equilibrium limits and bulk properties, which are not an explicit input to the non-equilibrium transport approach with its complicated collision term (unlike e.g. in hydrodynamics[12,13]). In Fig.8 the thermodynamic properties of infinite nuclear matter are studied within URQMD.

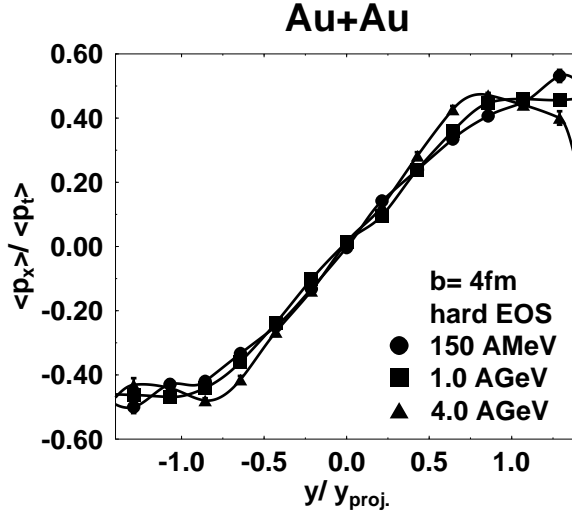


Figure 7: Mean directed transverse momentum as a function of the scaled rapidity. The transverse flow $\langle p_x \rangle$ ($y/y_{proj.}$) scales with the mean transverse momentum $\langle p_t \rangle$, i.e. directivity does not depend on the bombarding energy.

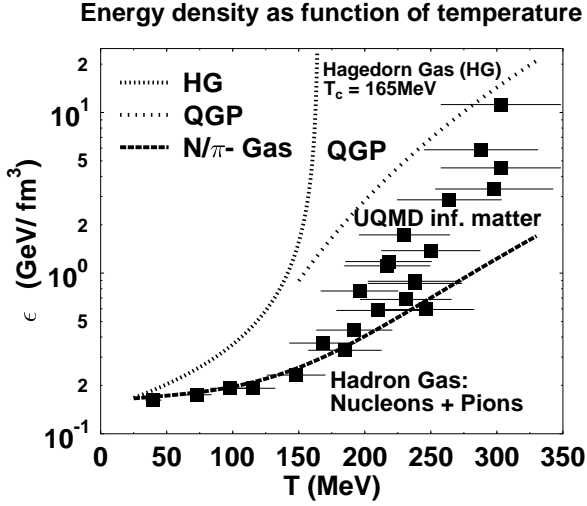


Figure 8: 'EOS' of infinite nuclear matter as a function of the energy density versus temperature at fixed net-baryon density of $\rho_B = 0.16/\text{fm}^3$ in URQMD (symbols). The curves refer to analytical forms of the EOS, i.e. a Hagedorn-gas (top), a quark-gluon plasma (middle), and an ideal gas of nucleons and ultrarelativistic pions (bottom).

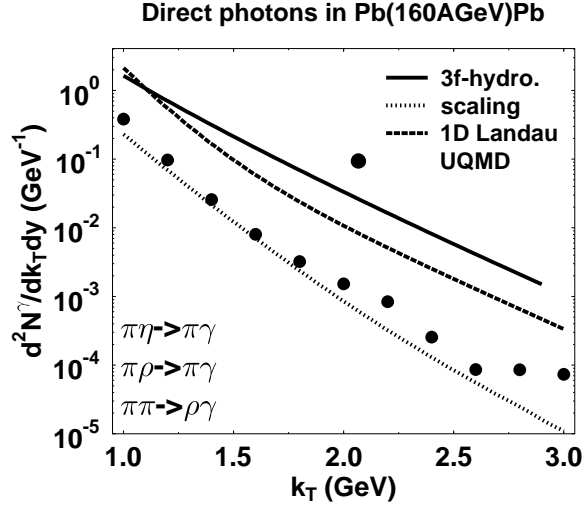


Figure 9: Transverse momentum spectrum of directly produced photons in Pb+Pb collisions at 160 A GeV calculated with URQMD. The resulting spectrum is compared with hydrodynamical calculations. In all models the processes $\pi\eta \mapsto \pi\gamma$, $\pi\rho \mapsto \pi\gamma$ and $\pi\pi \mapsto \rho\gamma$ are considered as photon sources.

Infinite hadronic matter is simulated in URQMD by constructing a box of 250fm^3 volume with periodic boundary conditions. According to saturation density, nucleons are initialized randomly in phase space, such that a given energy density is reproduced. After the system has equilibrated according to the simulation with URQMD the temperature is extracted by fitting the particles' momentum spectra. Alternatively, the temperature can be extracted from the relative abundances of different hadrons, e.g. the Δ/N ratio.

In Fig.8 the result of this procedure is compared to various analytic forms of the EOS. While the EOS of a Hagedorn gas and a QGP yields energy densities $\epsilon \sim 1\text{GeV}/\text{fm}^3$ at $T = 150\text{MeV}$ the temperature dependence is much smaller in URQMD. It yields about 4-5 times less energy density, being in fair agreement with a gas composed of nonrelativistic nucleons and ultrarelativistic pions. It remains to be seen whether a reparametrization of the resonance continuum in the Hagedorn model as suggested in Ref.[16] would resolve the deviation as compared to URQMD. On the other hand, beyond $T \sim 200\text{MeV}$ the energy density rises much faster than T^4 approaching even the QGP value of $\epsilon \sim 10\text{GeV}/\text{fm}^3$ around $T = 300\text{MeV}$. This indicates an increase in the number of degrees of freedom. It may be interpreted as a consequence of the numerous high mass resonances and string excitations, which seem to release constituent quark degrees of freedom (but, of course, no free current quarks as in an ideal QGP). Investigations of equilibration times and relative particle and cluster abundances are in progress. Moreover, the admittedly poor statistics have to be improved, in order to study the high temperature behavior.

Experimentally, the EOS can be accessed by measuring electromagnetic radiation [14]. In Fig.9 the direct photon production from meson+meson collisions in Pb+Pb collisions

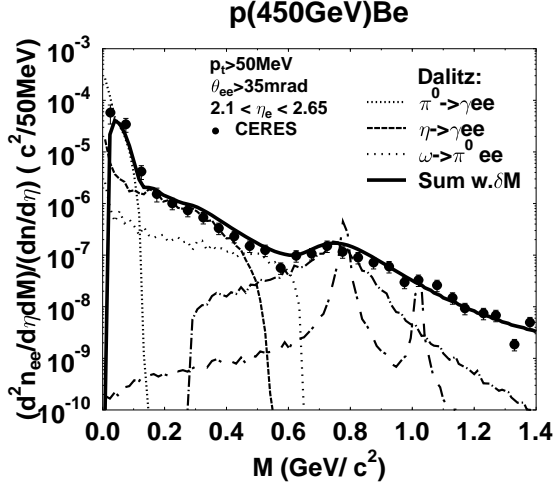


Figure 10: Dilepton mass spectrum for $p+\text{Be}$ at 450GeV. The calculation includes Dalitz decays and conversion of vector mesons (see also legend for S+Au). The sum of all contributions (solid curve) is folded with the CERES mass resolution.

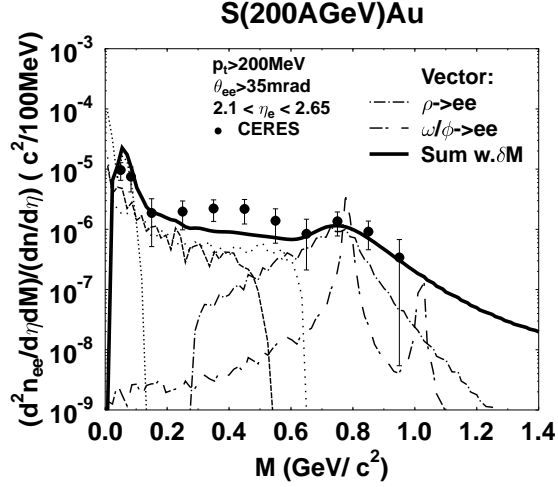


Figure 11: Dilepton mass spectrum for S+Au at 200AGeV (see also legend for $p+\text{Be}$). Here no in-medium modifications of the ρ propagator is considered. Around $M \sim 400\text{MeV}$ two points are missed by about two standard deviations.

at 160AGeV is shown. Here, only mesons stemming from string decays are included. Elastic meson+meson scattering with $\sigma_{el} = 15\text{mb}$ (independent of \sqrt{s}) was considered. The result is compared to calculations within the 3-fluid model [13], scaling and Landau expansion with $T_i = 300\text{MeV}$.

6 In medium masses: dileptons

In Fig.10 and 11 calculations of dilepton spectra with URQMD are shown for $p+\text{Be}$ and S+Au. Dilepton sources considered here are Dalitz decays (π^0 , η and ω) and vector meson decays (ρ , ω and ϕ). Dalitz decays of heavier meson and baryon resonances are included explicitly via their emission of ρ mesons (assuming vector meson dominance). In order to avoid double counting, the ρ mesons from η 's, and ω 's are excluded from the ρ contribution. Pion annihilation is included dynamically into the contribution of decaying ρ mesons ($\pi^+\pi^- \mapsto \rho \mapsto e^+e^-$).

While the result for $p+\text{Be}$ agrees well with the published data from CERES/SPS [17], two points around $M \sim 400\text{MeV}$ are missed by about 2σ for S+Au. Speculations about the origin of this deviation propose electromagnetic bremsstrahlung, annihilations of pions and a modification of the ρ meson propagator due to a gradual restoration of the chiral symmetry. The contribution of pion annihilation to the ρ -peak ($\pi^+\pi^- \mapsto \rho$) is only 40% for S+Au. Major additional sources are decays of heavy baryons $\Delta^*/N^* \mapsto N\rho$ as proposed in Ref.[18] and meson resonances (see also Fig.1):

$$\begin{pmatrix} \eta, \omega, \eta', \phi \\ a_1, f_1, a_2, f_2 \\ \omega(1420), \rho(1450) \\ \omega(1600), \rho(1700) \end{pmatrix} \mapsto \begin{pmatrix} \rho\gamma \\ \rho\pi \\ \rho\sigma \\ \rho\rho \end{pmatrix}. \quad (1)$$

In Ref.[5,7] a linear dependence of the ρ^0/ω pole position as a function of the nuclear

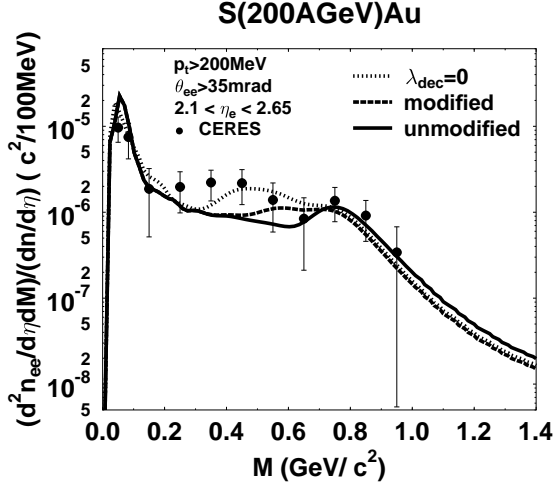


Figure 12: Dilepton mass spectrum for S+Au at 200A GeV. The curves label simulations with pole shift according to the creation density (top), the decay density (middle) and without pole shift (bottom).

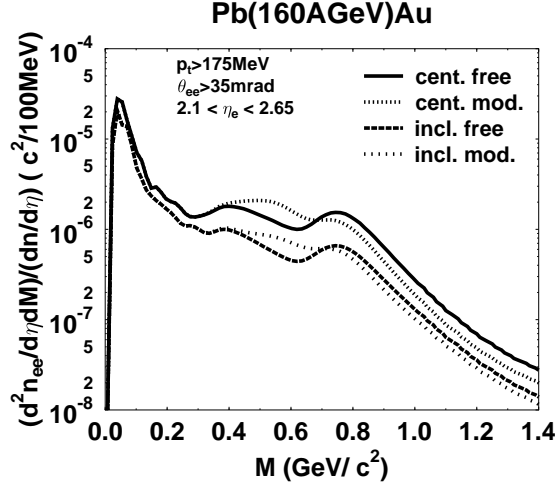


Figure 13: Dilepton mass spectra for Pb+Au at 200A GeV. The curves label calculations for central (cent.) and inclusive reactions (incl.) with (mod.) and without a pole shift (free).

density ρ has been suggested: $m_{\rho^0}(\varrho/\varrho_0) = m_{\rho^0}(0)(1 - \lambda\varrho/\varrho_0)$. Here ρ_0 denotes the ground state density of nuclear matter, and $\lambda = 0.18$, in agreement with various other calculations. Since the restriction to low densities may not be suitable for heavy ion collisions, the following extrapolation towards higher densities is taken:

$$m_{\rho^0}(\varrho/\varrho_0) = \frac{m_{\rho^0}(0)}{1 + \lambda \varrho/\varrho_0}. \quad (2)$$

In Fig.12 an application of Eq.(2) is made to calculate a dielectron mass spectrum for a density dependent vector meson pole. In URQMD the ρ meson pole position is shifted according to the density at which the ρ meson decays, i.e. eventually converts into e^+e^- (middle curve). Note that this procedure is equivalent to a "shining" description where the ρ constantly emits e^+e^- pairs according to the rate $dN^{ee}/dt = \Gamma(\rho \mapsto e^+e^-)$. This result yields only a small enhancement around $M \sim 500$ MeV as compared to the calculation without pole shift (bottom curve). On the other hand, the data can nicely be reproduced, if the strong (unphysical) assumption is made, that the pole at the decay point ($\rho \mapsto e^+e^-$) is shifted according to the creation density (upper curve). This would be a neglect of the finite decay length. The discrepancy of a calculation without decay length ($\lambda_{\text{dec}} = 0$ fm) as compared to the result including the decay length is driven by two reasons: i) The increase of the ρ lifetime (~ 7 fm/c) below its resonance mass in the region $M \sim 0.3 - 0.5$ GeV (where a dilepton excess in S+Au is reported[17]) lowers the decay density down to $\langle \varrho \rangle \sim 0.2\varrho_0$ for S+Au (or $0.3\varrho_0$ for Pb+Au). ii) An enhancement of the decay length leads to an increase of reabsorption. Hence, the radiation path for $\rho \mapsto e^+e^-$ is substantially truncated.

The result for Pb+Au is shown in Fig.13. Both calculations for inclusive reactions are in fair agreement to the preliminary observation from CERES[19]. For central events an enhancement due to a nonlinear in-medium ρ -decay contribution is predicted. The ρ

bump is located either at $\sim 500\text{MeV}$ with pole shift or at $\sim 700\text{MeV}$ without modification. Note that the deviations induced by the pole shifts are for both systems and centralities lower than the statistical errors. Hence, the interpretation of the experimental data gives the following impression: The data for light systems such as $p+\text{Be}$ and $p+\text{Au}$ (see also Ref.[20]) as well the data for heavy systems both for inclusive and central reactions are reproducible without mass shifts. In contrast the central data for S+Au exceed the URQMD calculation around $M \sim 0.4\text{GeV}$ by about two standard deviations

7 Summary

Studies of the equation of state and consequences of gradual restoration of the chiral symmetry are presented using a microscopic phase space model including 75 hadron species and strings. The directed transverse momentum shows strong sensitivities on the underlying EOS: There is only a small increase in the cascade calculation, whereas it scales linearly with the average transverse momentum for a hard equation of state. Hence, measurement of the excitation function of the transverse directed flow allows for a systematic study of the EOS.

The increase of the ρ lifetime at masses $M \sim 0.4\text{GeV}$ where a dilepton excess in S+Au is reported[17] lowers its average e^+e^- emission density substantially. Therefore it seems that the density dependence of the ρ pole alone does not suffice to explain the dilepton excess in S+Au. Hence, other effects – such as the temperature dependence of $\langle \bar{q}q \rangle$ or additional sources – might be required.

References

1. H. Stöcker and W. Greiner, Phys. Rep. **137**(1986)277
2. K. G. R. Doss, et al., Phys. Rev. Lett. **57**(1986)302 and **59**(1987)2270
3. R. Mattiello, et al., Phys. Rev. Lett. **74**(1995)2180
4. M. D. Partlan, et al., Phys. Rev. Lett. **75**, 2100 (1995).
5. G. E. Brown and M. Rho, Phys. Rev. Lett. **66**(1991)2720
6. K. Kusaka, W. Weise, Phys. Lett. **288B**(1992)6
7. T. Hatsuda and S. H. Lee, Phys. Rev. **C 46**(1992)R34
8. URQMD collaboration, source code and documentation, to be published
9. L. A. Winkelmann, PhD-thesis, Harri Deutsch 1996, ISBN 3-8171-1517-2
10. S. Wenig, (NA35 collaboration), PhD-thesis, Frankfurt (1990)
11. J. Konopka, for the URQMD coll., CRIS '96, e-Print Archive: nucl-th/9607015
12. D. H. Rischke, et al., Heavy Ion Physics **1**(1995)309
13. A. Dumitru, et al., Phys. Rev. **C 51**(1995)2166
14. J. Kapusta, P. Lichard, D. Seibert, Phys. Rev. **D44**(1991)2774
15. C. Spieles, for the URQMD coll., PANIC '96, e-Print Archive: nucl-th/9606030
16. H. Stöcker, A. A. Ogloblin and W. Greiner, Z. Phys. **A 303**(1981)259
17. G. Agakichev, et al., CERES collaboration, Phys. Rev. Lett. **75**(1995)1272
18. L. A. Winkelmann, H. Stöcker, W. Greiner, H. Sorge, Phys. Rev. **C 51**(1995)9
19. T. Ullrich, et al., Proceedings to Quark-Matter '96, Nucl. Phys. **A**(this volume)
20. C. M. Ko, et al., Proceedings to Quark-Matter '96, Nucl. Phys. **A**(this volume)