

New access to very weak interactions in molecules

P.L. Chapovsky*

*Institute of Automation and Electrometry,
Russian Academy of Sciences, 630090 Novosibirsk, Russia*

(November 23, 2018)

Abstract

It is predicted that nuclear spin conversion in molecules can be efficiently controlled by strong laser radiation resonant to rovibrational molecular transition. The phenomenon can be used for substantial enrichment of spin isomers, or for detection of very weak (10 – 100 Hz) interactions in molecules.

Typeset using REVTeX

*E-mail: chapovsky@iae.nsk.su

I. INTRODUCTION

Many symmetrical molecules exist in Nature only in the form of nuclear spin isomers [1]. These isomers differ by symmetry of nuclear spin wave function and, consequently, by symmetry of molecular spatial wave function. Relaxation between different spin states (spin conversion) is extremely slow process if it is compared with other gas kinetic rates, e.g., vibrational relaxation. It makes nuclear spin isomers unique objects with many potential applications.

It was shown in a recent paper [2] that external radiation can influence conversion of spin isomers both through level populations and through optically induced coherences. Purpose of the paper [2] was to investigate main features of the coherent control of isomer enrichment and conversion. In order to achieve the goal, the process was considered in a simplest arrangement in which microwave radiation excited molecular rotational transition.

In the present paper we will consider the process in more complicated arrangement which promises significantly better control of spin conversion. One outcome of this high efficiency is that the coherent control in new arrangement can be used for detection of very weak (10 – 100 Hz) interactions in molecules.

II. EQUATION OF CHANGE

First, we give qualitative picture of the process. Let us assume that a test molecule has two nuclear spin states, ortho and para, and that there is a laser radiation resonant to the rovibrational transition, $m - n$, in the ortho subspace, Fig. 1. The low state n is not mixed with para states, but the upper state m is mixed by the *intramolecular* perturbation \hat{V} with the para state k . In addition, there is the ortho-para level pair, $m' - k'$, in the ground vibrational state mixed by another *intramolecular* perturbation \hat{V}' . We assume that collisions of the test molecules cannot alter their spin state. This arrangement corresponds to the general formulation of *quantum relaxation* in which one has collisionally isolated subspaces of states mixed together by internal perturbation [3]. Suppose that the molecule is placed initially in the ortho subspace of the ground vibrational state. Due to collisions the test molecule will undergo fast rotational relaxation *inside* the ortho subspace. This will proceed until molecule jumps to the state m' , which is directly mixed with the para

state k' , or to the state n which is mixed by combined action of the external field and intramolecular perturbation \hat{V} with the para state k . Admixture of a para state implies that the next collision can move the molecule to another para states and thus localize it inside the para subspace. It is clear that resonant radiation can significantly modify the spin conversion. One knows from the literature on resonant interaction of strong laser radiation with matter (see, e.g., [4,5]) that radiation can change population of states, split states and create coherences in the system. All these can affect the mixing of ortho and para states and thus the spin conversion process.

Quantitative description of the problem can be performed with the help of kinetic equation for density matrix, $\hat{\rho}$. The molecular Hamiltonian consists of four terms,

$$\hat{H} = \hat{H}_0 + \hbar\hat{G} + \hbar\hat{V} + \hbar\hat{V}'. \quad (1)$$

The main part, \hat{H}_0 , has the eigen ortho and para states shown in Fig. 1. $\hbar\hat{G}$ describes the molecular interactions with the external radiation,

$$\hat{G} = -(\mathbf{E}_0\hat{\mathbf{d}}/\hbar)\cos\omega_L t, \quad (2)$$

where \mathbf{E}_0 and ω_L are the amplitude and frequency of the electromagnetic wave; $\hat{\mathbf{d}}$ is the operator of the molecular electric dipole moment. We have neglected molecular motion in the operator \hat{G} in order to simplify the theory.

In the representation of the eigen states of \hat{H}_0 kinetic equation reads,

$$d\hat{\rho}/dt = (d\hat{\rho}/dt)_{coll} - i[\hat{G} + \hat{V} + \hat{V}', \hat{\rho}], \quad (3)$$

where $(d\hat{\rho}/dt)_{coll}$ is the collision integral. Further, collisions in our system will be described by the model standard in the theory of molecular interaction with laser radiation. The off-diagonal elements of $(d\hat{\rho}/dt)_{coll}$ will be assumed to have only decay terms,

$$(d\rho_{j,j'}/dt)_{coll} = -\Gamma\rho_{j,j'}; \quad j \neq j'. \quad (4)$$

Here, j and j' indicate rovibrational states of the molecule. These states are assumed to have no degeneracy. The decoherence rates were taken equal for all off-diagonal elements of collision integral. Diagonal terms of the collision integral will be described in the framework of the strong collision model.

Our goal is to determine time dependence of the total concentration of molecules in one spin state. For example, for the total concentration of ortho molecules, ρ_o , one can get from Eq. (3) the following equation of change,

$$d\rho_o/dt = 2Re i(\rho_{mk}V_{km} + \rho_{m'k'}V'_{k'm'}). \quad (5)$$

In fact, this result is valid for any model of collision integral, as long as collisions do not alter the molecular spin state which implies, $\sum_j(d\rho_{jj}/dt)_{coll} = 0$, if $j \in \text{ortho}$, or $j \in \text{para}$.

One has to make a few simplifications in order to find the off-diagonal density matrix elements, ρ_{mk} and $\rho_{m'k'}$. We assume \hat{V} and \hat{V}' being small and consider zero and first order terms of the density matrix,

$$\hat{\rho} = \hat{\rho}^{(0)} + \hat{\rho}^{(1)}. \quad (6)$$

We start with zero order perturbation theory. $\rho^{(0)}$ is determined by the kinetic equation,

$$d\hat{\rho}^{(0)}/dt = (d\hat{\rho}^{(0)}/dt)_{coll} - i[\hat{G}, \hat{\rho}^{(0)}]. \quad (7)$$

In zero order perturbation theory, para molecules are at equilibrium,

$$\rho_p^{(0)}(g, j) = (n - \rho_o^{(0)})w(j); \quad \rho_p^{(0)}(e, j) = 0, \quad (8)$$

where n is the total concentration of the test molecules; $w(j)$ is the Boltzmann distribution over rotational states. We will assume the same function $w(j)$ for each of four vibrational states. We have neglected in Eq. (8) vibrational resonance exchange between ortho and para molecules which would populate the upper vibrational state of para molecules. It was taken into account also that ortho-para exchange is on many orders of magnitude slower than vibrational and rotational relaxations.

Equations for stationary level populations of ortho molecules are obtained from Eqs. (4) and (7). Thus one has,

$$\begin{aligned} (\nu_V + \nu_R)\rho_o^{(0)}(e, j) &= \nu_R w(j)\rho_o^{(0)}(e) + \rho_o^{(0)}p \delta_{jm}; \\ \nu_R\rho_o^{(0)}(g, j) &= \nu_R w(j)\rho_o^{(0)}(g) + \nu_V w(j)\rho_o^{(0)}(e) - \rho_o^{(0)}p \delta_{jn}; \\ \rho_o^{(0)}p &= \frac{2\Gamma G^2}{\Gamma^2 + \Omega^2} [\rho_o^{(0)}(g, n) - \rho_o^{(0)}(e, m)], \end{aligned} \quad (9)$$

where $\rho_o^{(0)}(e)$ and $\rho_o^{(0)}(g)$ are the concentrations of ortho molecules in excited and ground vibrational states; ν_V and ν_R are the rates of vibrational and rotational relaxations; p is

the probability of optical excitation of ortho molecules. Introduction of different relaxation rates for different degrees of freedom makes the model of strong collisions more accurate. Eqs. (9) correspond to rotational wave approximation. Matrix element of \hat{G} is given by

$$G_{mn} = -Ge^{-i\Omega t}; \quad G \equiv E_0\bar{d}_{mn}/2\hbar, \quad (10)$$

where $\Omega = \omega_L - \omega_{mn}$ is the radiation frequency detuning from the absorption line center, ω_{mn} ; the line over symbol indicate a time-independent factor. Rabi frequency, G , is assumed to be real.

Solution of Eqs. (9) has no difficulty. Concentration of ortho molecules in excited vibrational state, $\rho^{(0)}(e)$, and in the state m which one needs for further calculations read,

$$\begin{aligned} \rho_o^{(0)}(e) &= \rho_o^{(0)} \frac{p}{\nu_V}; & \rho_o^{(0)}(e, m) &= \rho_o^{(0)} \frac{p}{\nu_m}; & p &= \frac{2\Gamma G^2 w(n)}{\Gamma_B^2 + \Omega^2}; \\ \nu_m^{-1} &= w(m)\nu_V^{-1} + (1 - w(m))(\nu_V + \nu_R)^{-1}. \end{aligned} \quad (11)$$

Here, Γ_B is the homogeneous linewidth of the absorption spectrum profile, $\Gamma_B^2 = \Gamma^2 + 2\Gamma\tau G^2$; $\tau = \nu_m^{-1} + \nu_n^{-1}$; $\nu_n^{-1} = w(n)\nu_V^{-1} + (1 - w(n))\nu_R^{-1}$. ν_m and ν_n are the effective population decay rates of the corresponding states. In a similar way, one can calculate from Eq. (7) the off-diagonal density matrix element, which amplitude is equal to,

$$\bar{\rho}_o^{(0)}(m|n) = iG\rho_o^{(0)}w(n) \frac{\Gamma + i\Omega}{\Gamma_B^2 + \Omega^2}. \quad (12)$$

In zero order perturbation theory, one neglects perturbations \hat{V} and \hat{V}' . It implies that there are no coherences between ortho and para states, $\rho_{mk}^{(0)} = 0$; $\rho_{m'k'}^{(0)} = 0$. Consequently, one has,

$$d\rho_o/dt = 2Re i(\rho_{mk}^{(1)}V_{km} + \rho_{m'k'}^{(1)}V_{k'm'}'), \quad (13)$$

instead of Eq. (5). Note, that the spin conversion appears in the second order approximation. The first order correction to the density matrix, $\rho^{(1)}$, is determined by the equation,

$$d\hat{\rho}^{(1)}/dt = (d\hat{\rho}^{(1)}/dt)_{coll} - i[\hat{G}, \hat{\rho}^{(1)}] - i[\hat{V} + \hat{V}', \hat{\rho}^{(0)}]. \quad (14)$$

For $\rho_{m'k'}^{(1)}$ one has from this equation,

$$\rho_{m'k'}^{(1)} = \frac{-iV_{m'k'}'}{\Gamma + i\omega'} [\rho_p^{(0)}(g, k') - \rho_o^{(0)}(g, m')], \quad (15)$$

where $\omega' \equiv \omega_{m'k'}$. $\rho_{mk}^{(1)}$ can be obtained from equations which are deduced from Eq. (14),

$$\begin{aligned}
d\rho_{mk}^{(1)}/dt + \Gamma\rho_{mk}^{(1)} + iG_{mn}\rho_{nk}^{(1)} &= iV_{mk}\rho_o^{(0)}(m); \\
d\rho_{nk}^{(1)}/dt + \Gamma\rho_{nk}^{(1)} + iG_{nm}\rho_{mk}^{(1)} &= iV_{mk}\rho_o^{(0)}(n|m).
\end{aligned}
\tag{16}$$

Substitutions, $V_{mk} = \bar{V}e^{i\omega t}$, ($\omega \equiv \omega_{mk}$); $\rho_{mk}^{(1)} = \bar{\rho}_{mk}^{(1)}e^{i\omega t}$; $\rho_{nk}^{(1)} = \bar{\rho}_{nk}^{(1)}e^{i(\omega_L - \omega_{kn}t)}$, transform Eqs. (16) to algebraic equations from which one finds $\rho_{mk}^{(1)}$. Using $\rho_{mk}^{(1)}$ and $\rho_{m'k'}^{(1)}$ from Eq. (15) one has an equation of change (13) in the form,

$$\begin{aligned}
\frac{d\rho_o}{dt} &= \frac{2\Gamma|V'|^2}{\Gamma^2 + \omega'^2} [\rho_p^{(0)}(g, k') - \rho_o^{(0)}(g, m')] - \\
&2|V|^2 Re \frac{[\Gamma + i(\Omega + \omega)]\rho_o^{(0)}(m) + iG\bar{\rho}_o^{(0)}(n|m)}{(\Gamma + i\omega)[\Gamma + i(\Omega + \omega)] + G^2}.
\end{aligned}
\tag{17}$$

III. ENRICHMENT AND CONVERSION

The denominator of the second term in the right-hand side of Eq. (17) is convenient to present as, $(\Gamma + i\omega_1)(\Gamma + i\omega_2)$, where

$$\omega_{1,2} = \omega + \frac{\Omega}{2} \pm \sqrt{\left(\frac{\Omega}{2}\right)^2 + G^2}.
\tag{18}$$

New parameters, ω_1 and ω_2 , can be interpreted as the gaps between the two components, $|m_1\rangle$ and $|m_2\rangle$, of the ortho state $|m\rangle$, split by the optical field, and the para state $|k\rangle$. The ortho state, $|m_2\rangle$, crosses the para state, $|k\rangle$, at $\Omega = -\omega(1 - G^2/\omega^2)$, see Fig. 2. The splitting of states by resonant laser radiation is well-known phenomenon in nonlinear spectroscopy [4,5].

Using Eq. (17) one can present equation of change in the final form,

$$d\rho_o/dt = n\gamma'_{op} - \rho_o\gamma; \quad \gamma \equiv \gamma'_{op} + \gamma'_{po} - \gamma'_n + \gamma_n + \gamma_{coh}.
\tag{19}$$

In writing this equation we have neglected in the right-hand side of Eq. (17) small difference between $\rho_o^{(0)}$ and the total concentration of ortho molecules, ρ_o . In Eq. (19) the following partial conversion rates have been introduced. The field independent rates,

$$\gamma'_{op} = \frac{2\Gamma|V'|^2}{\Gamma^2 + \omega'^2}w(k'); \quad \gamma'_{po} = \frac{2\Gamma|V'|^2}{\Gamma^2 + \omega'^2}w(m').
\tag{20}$$

The rate $\gamma_{free} \equiv \gamma'_{op} + \gamma'_{po}$ determines the equilibration rate in the system without an external field. The field dependent term,

$$\gamma'_n = \gamma'_{po} p / \nu_V, \quad (21)$$

appears because of depletion of the ground vibrational state of ortho molecules by optical excitation, Index n in γ'_n comes from “noncoherent”, i.e., induced by level populations. Another term of similar “noncoherent” origin appears due to the level population, $\rho_o^{(0)}(m)$, in Eq. (17),

$$\gamma_n = 2|V|^2 \frac{p}{\nu_m} \text{Re} \frac{\Gamma + i(\Omega + \omega)}{(\Gamma + i\omega_1)(\Gamma + i\omega_2)}. \quad (22)$$

And finally the “coherent” term, γ_{coh} , originated from $\bar{\rho}_o^{(0)}(n|m)$, in Eq. (17),

$$\gamma_{coh} = 2|V|^2 \frac{p}{2\Gamma} \text{Re} \frac{\Gamma - i\Omega}{(\Gamma + i\omega_1)(\Gamma + i\omega_2)}. \quad (23)$$

Solution to Eq. (19) can be presented as,

$$\rho_o = \bar{\rho}_o + (\rho_o(0) - \bar{\rho}_o) \exp(-\gamma t); \quad \bar{\rho}_o = n\gamma'_{op}/\gamma. \quad (24)$$

Here γ is the equilibration rate in the system in the presence of external field; $\bar{\rho}_o$ is the stationary concentration of ortho molecules. Without an external radiation (at the instant $t = 0$), the equilibrium concentration of para molecules is equal to,

$$\rho_p(0) = n - \rho_o(0) = n\gamma'_{po}/\gamma_{free}, \quad (25)$$

if the Boltzmann factors are assumed to be equal, $w(k') = w(m')$. This implies $\gamma'_{op} = \gamma'_{po}$ (see Eq. (20)), the laser field produces a stationary enrichment of para molecules,

$$\beta \equiv \frac{\bar{\rho}_p}{\rho_p(0)} - 1 = 1 - 2 \frac{\gamma'_{op}}{\gamma}. \quad (26)$$

One can see from this equation that external field changes concentration of para isomers if $\gamma \neq \gamma_{free}$.

We assume in further analysis the following parameters, $\omega = 100$ MHz, $\omega' = 130$ MHz, $V'_{m'k'} = 5$ kHz, $\Gamma = 2 \cdot 10^8$ s⁻¹/Torr and the Boltzmann factors of the states m' , k' , m , and k all equal 10^{-2} . This set of parameters gives the field free conversion rate, $\gamma_{free} = 10^{-2}$ s⁻¹/Torr, which coincides with the conversion rate in ¹³CH₃F. Nuclear spin conversion in these molecules is governed by quantum relaxation (see the review [6]). The rotational and vibrational relaxation rates will be taken equal, $\nu_R = 0.1\Gamma$ and $\nu_V = 0.01\Gamma$, respectively.

First, we consider relatively low optical fields, thus small G . In this case one has two peaks in enrichment at frequencies $\Omega \simeq -\omega$ and $\Omega = 0$, see Fig. 3. The data shown in this

figure correspond to $V_{mk} = 3$ kHz, and $\Gamma = 2$ MHz. The peak at $\Omega = 0$ appears because the excitation probability, p , has maximum at this frequency. Amplitude of this peak is determined mainly by the rate γ_n . As G grows, the amplitude of the peak 2 reaches the value $\gamma_n/\gamma_{free} \sim (V\omega'/2V'\omega)^2$ which constitutes $\simeq 15\%$. The peak at $\Omega = 0$ in isomer enrichment was predicted in [7] by considering only the level population effects.

Peak at $\Omega \simeq -\omega$ appears because the ortho state $|m_2\rangle$ crosses the para state $|k\rangle$ at this frequency of the external field (see Fig. 2). This peak is determined mainly by γ_{coh} . When G increases its amplitude grows to much bigger values than the amplitude of the peak at $\Omega = 0$. At resonant frequency $\Omega \simeq -\omega$ the rate γ_{coh} is enhanced by large factor $(\omega/\Gamma)^2$. This explains much larger enrichment at $\Omega \simeq -\omega$. Note, that large enrichment occurs only if the excitation probability at this frequency, $p(-\omega)$, is not very low.

The data shown in Fig. 4 correspond to strong optical field, $G = 50$ MHz, and three values of V_{mk} . Γ was taken equal 2 MHz. One can see, that strong optical field is able to convert almost all molecules to the para state if $V_{mk} \simeq V_{m'k'}$. Thus relatively weak (3 kHz) coupling in upper state is able to produce macroscopic effect, viz., almost complete enrichment of spin isomers. It is of fundamental importance, that even for much weaker coupling in upper state, enrichment is still significant. For example, if the perturbation in upper state, $V_{mk} = 30$ Hz, one has the enrichment, $\beta \simeq 1\%$. Enrichment at this level can easily be measured. It is important that the enrichment peak at $\Omega \simeq -\omega$ is narrow (the width $\simeq \Gamma$) and thus can be distinguished from much wider structures (the width $\simeq \Gamma_B$) induced by population effects.

Equilibration rate in the system is given by γ , see Eq. (24). It is convenient to characterize the conversion rate in relative units,

$$\gamma_{rel} = \gamma/\gamma_{free} - 1, \quad (27)$$

Conversion rate, like enrichment, has two peaks in its frequency dependence at low G . If Rabi frequency, G , is large and the ortho-para couplings in upper and low states have the same order of magnitude, conversion can be significantly enhanced (Fig. 4, upper panel). Again, this enhancement appears because of the crossing of ortho and para states in upper vibrational state by external field.

IV. DISCUSSION

The phenomenon considered in the paper is based on the level splitting produced by resonant electromagnetic radiation. Sometimes, this splitting is called in optics the dynamic Stark effect. The essence of the effect can be understood as follows. Mixing of ortho and para states depends on magnitude of the perturbation \hat{V} but also on the ortho-para level gap. Optical field splits the molecular state and thus change the gaps between the ortho and para states. Conversion rate is significantly enhanced when the ortho and para states cross. Similar enhancement occurs when ortho and para states are crossed by ordinary Stark effect in an external DC electric field [8].

In the same way, one can understand high sensitivity of the phenomenon to weak ortho-para couplings in excited state. Equilibrium concentrations of ortho and para molecules are achieved when one has the ortho-to-para flux in excited state equal to the back flux in the ground vibrational state. Back flux is slow because it is determined by the non-degenerate ortho-para level pair. On the other hand, the flux in excited state can be significantly enhanced by proper choice of radiation parameters which allows to cross the ortho and para states in upper vibrational state.

High efficiency of the proposed enrichment method can be used to detect weak perturbations in excited vibrational state. First of all, it can be the hyperfine perturbations of the same origin and similar magnitude as the perturbations in the ground vibrational state. We have seen that hyperfine coupling of the order of $\sim 10^3$ Hz is able to convert almost all molecules in one spin state. One can also detect much weaker interactions in molecules. In this case one should select the ortho-para level pair in excited vibrational state which is not mixed by “ordinary” hyperfine interactions in order to avoid the weak interaction to be hidden by stronger, ordinary hyperfine interactions. An interesting case is the crossings of states having opposite parity. Mixing of such ortho and para states can be performed only by spin-dependent, parity-odd interactions which are not observed in molecules yet.

V. CONCLUSIONS

We have performed analysis of the spin isomer enrichment and conversion governed by molecular rovibrational excitation. This analysis was done using a few simplifications. We

have neglected the Doppler broadening of the absorbing transition, degeneracy of molecular states, and resonant vibrational exchange between excited and unexcited molecules. These simplifications are not crucial for the existence of the phenomenon. More detailed analysis will be done elsewhere.

We have shown that coherent control of nuclear spin conversion in molecules can be efficiently performed by strong radiation resonant to rovibrational molecular transition. A possible application of this phenomenon is the enrichment of molecular spin isomers. Another application is the detection of very weak (10 – 100 Hz) interactions in molecules, which can be, e.g., parity-odd interactions.

ACKNOWLEDGMENTS

This work was made possible by financial support from the Russian Foundation for Basic Research (RFBR), grant No. 98-03-33124a.

REFERENCES

- [1] L. D. Landau and E. M. Lifshitz, *Quantum Mechanics, 3rd ed.* (Pergamon Press, Oxford, 1981).
- [2] P. L. Chapovsky, <http://arXiv.org/abs/physics/0011012> .
- [3] P. L. Chapovsky, *Physica A (Amsterdam)* **233**, 441 (1996).
- [4] S. G. Rautian, G. I. Smirnov, and A. M. Shalagin, *Nonlinear resonances in atom and molecular spectra* (Nauka, Siberian Branch, Novosibirsk, Russia, 1979), p. 310.
- [5] C. Cohen-Tannoudji, J. Dupont-Roc, and G. Grynberg, *Atom-Photon Interactions* (Wiley, New-York, 1992).
- [6] P. L. Chapovsky and L. J. F. Hermans, *Annu. Rev. Phys. Chem.* **50**, 315 (1999).
- [7] L. V. Il'ichov, L. J. F. Hermans, A. M. Shalagin, and P. L. Chapovsky, *Chem. Phys. Lett.* **297**, 439 (1998).
- [8] B. Nagels, N. Calas, D. A. Roozmond, L. J. F. Hermans, and P. L. Chapovsky, *Phys. Rev. Lett.* **77**, 4732 (1996).

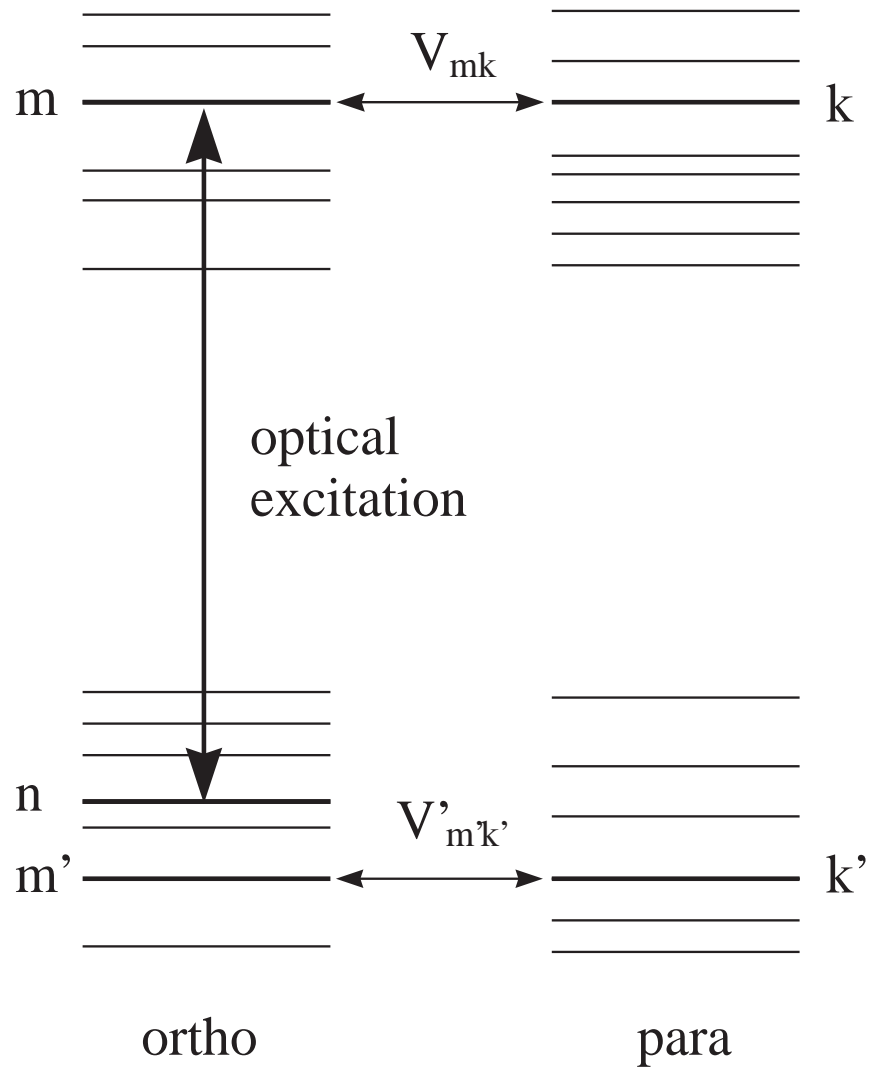


FIG. 1. Level scheme. Horizontal lines indicate the ortho-para mixing in the ground and excited vibrational states. There are rotational relaxation inside each vibrational state (rate ν_R) and vibrational relaxation from upper states (rate ν_V).

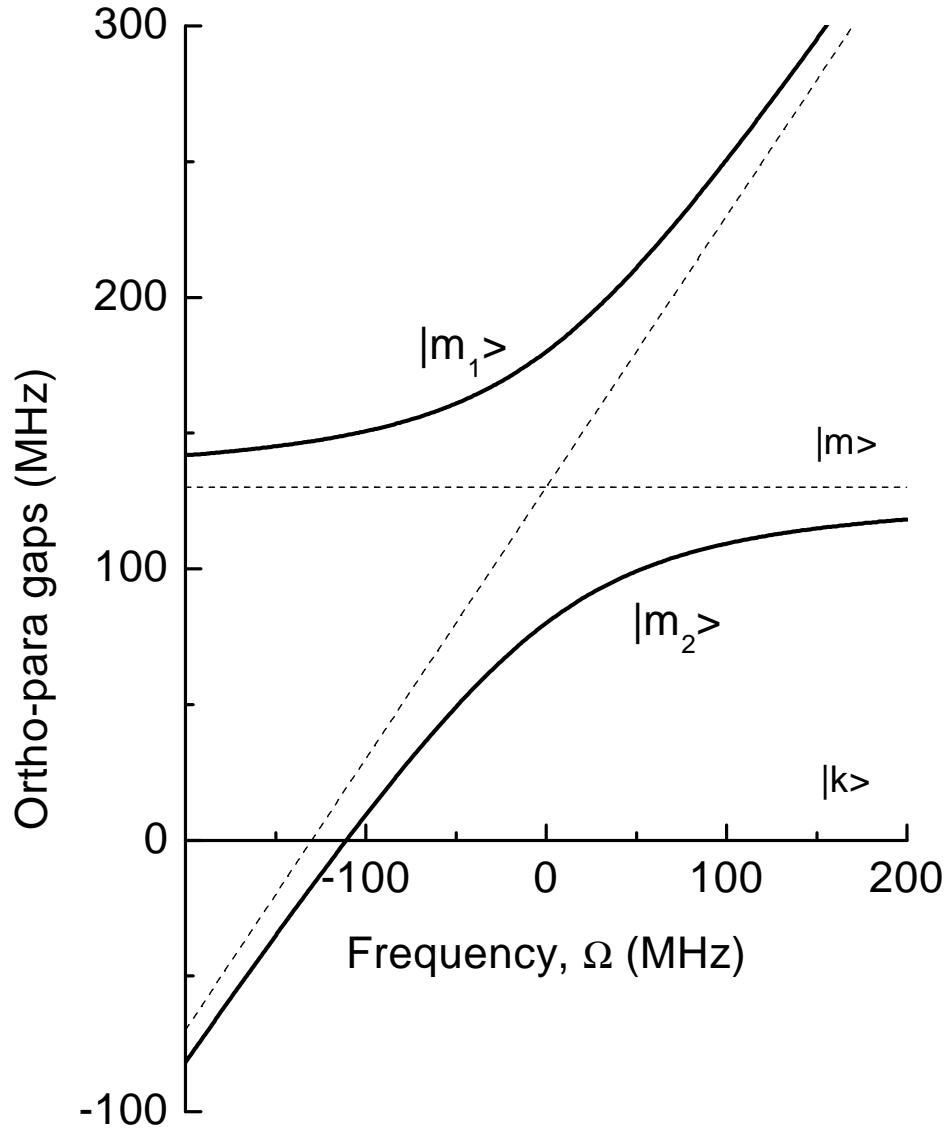


FIG. 2. Gaps between the ortho states $|m_1\rangle$ and $|m_2\rangle$ and para state $|k\rangle$. Rabi frequency was taken equal $G = 50$ MHz and the radiation free ortho-para gap, $\omega = 130$ MHz.

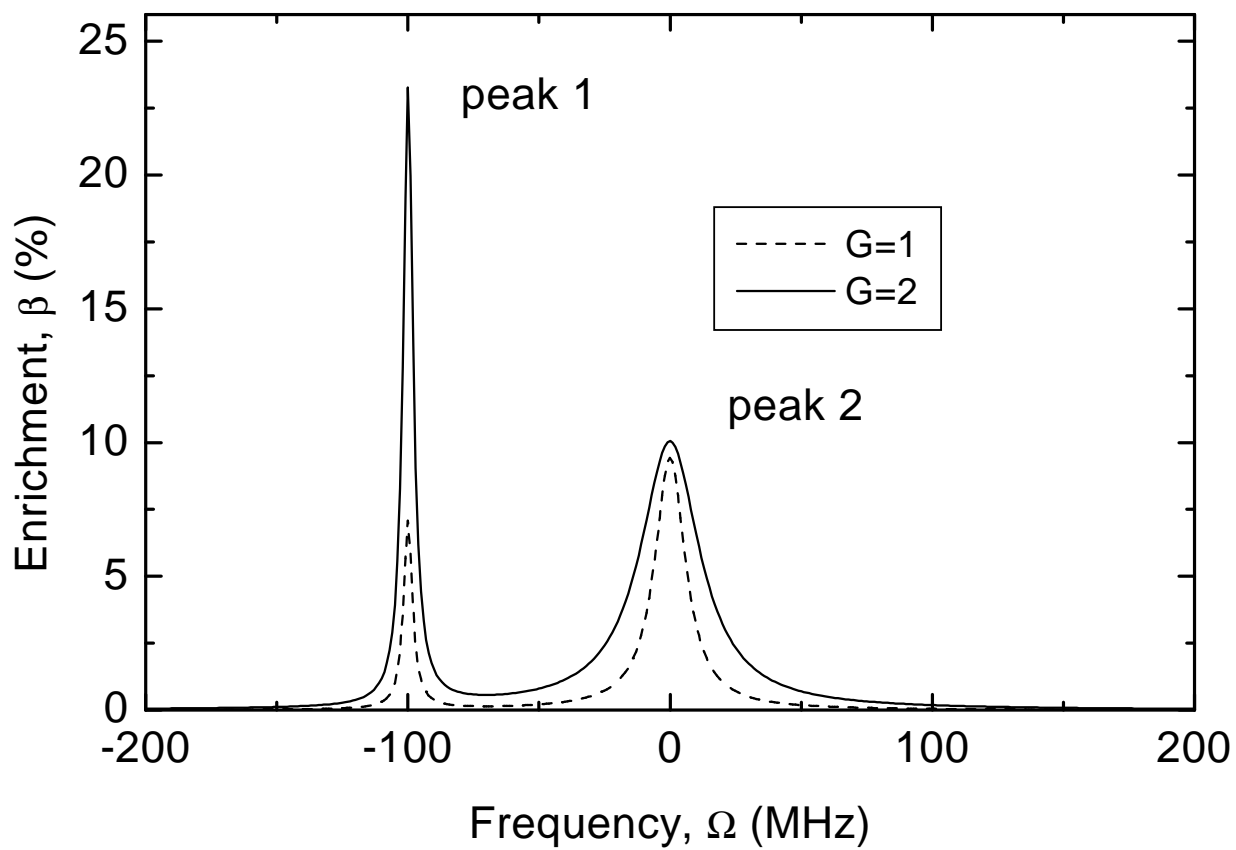


FIG. 3. Frequency dependence of the enrichment of para molecules, β , at $G = 1$ and 2 MHz.

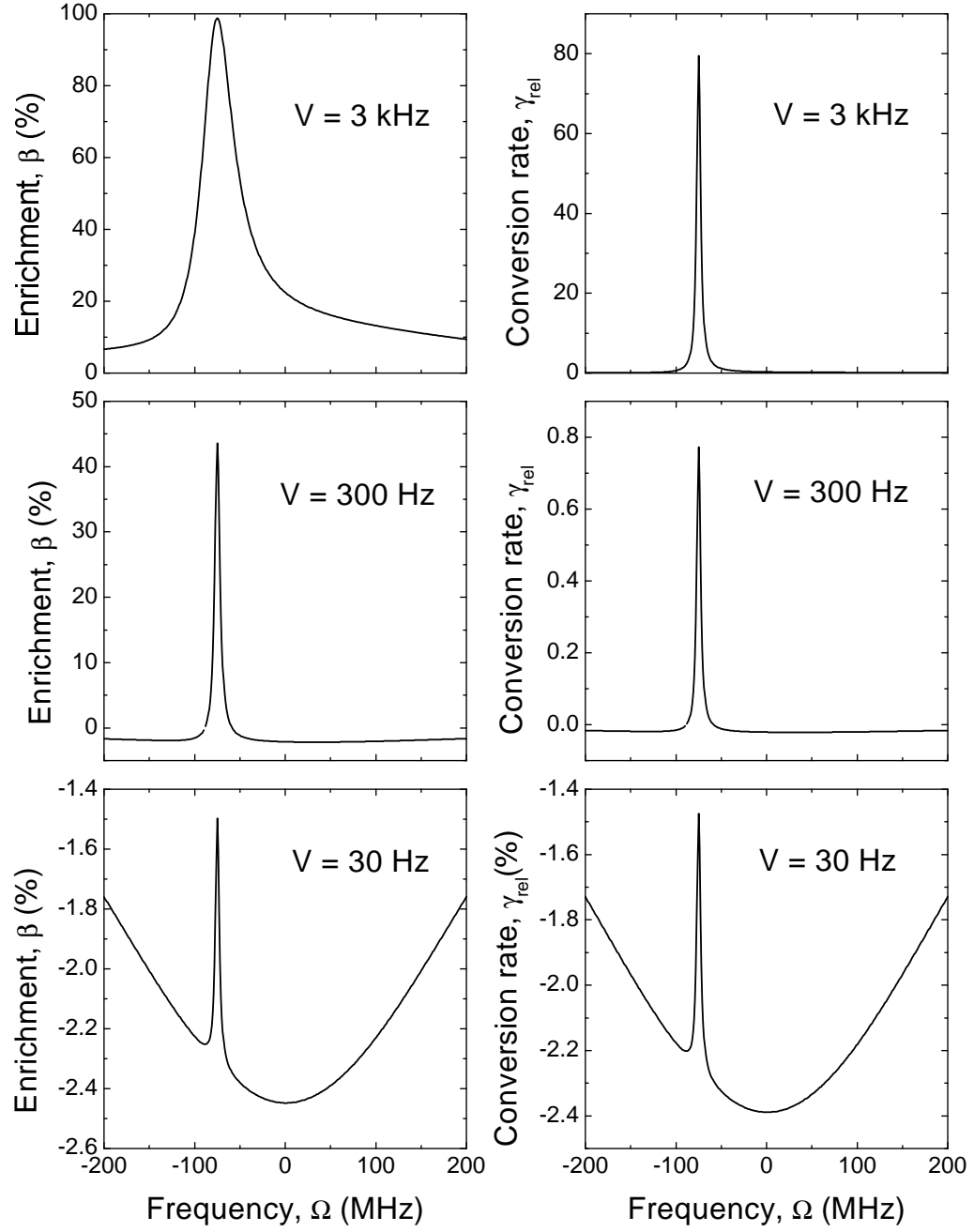


FIG. 4. Enrichment of para molecules, β , and conversion rate, γ_{rel} , for three values of V_{mk} .