

Quantization of energy and writhe in self-repelling knots

Phoebe Hoidn¹, Robert B. Kusner² and Andrzej Stasiak¹

¹ *Laboratoire d'Analyse Ultrastructurale, Université de Lausanne, 1015 Lausanne, Switzerland.*

E-mails: Phoebe.Hoidn@lau.unil.ch, Andrzej.Stasiak@lau.unil.ch

² *Department of Mathematics, University of Massachusetts, Amherst, MA 01003-4515, USA. E-mail: kusner@math.umass.edu*

Abstract

Probably the most natural energy functional to be considered for knotted strings is the one given by the electrostatic repulsion. In the absence of counter-charges, a charged, knotted string evolving along the energy gradient of electrostatic repulsion would progressively tighten its knotted domain into a point on a perfectly circular string. However, in the presence of charge screening the self-repelling knotted strings can get stabilised. It is known that energy functionals in which repulsive forces between repelling charges grow inversely proportional to the third or higher power of their relative distance stabilise self-repelling knots. Especially interesting is the case of the third power since the repulsive energy becomes scale invariant and does not change upon Möbius transformations (reflections in spheres) of knotted trajectories. We observe here that knots minimising their repulsive Möbius energy show quantization of the energy and writhe (measure of chirality) within several tested families of knots.

1 Introduction

Knot theory was given a strong impetus when in 1860's Kelvin proposed that knots made out of vortex lines of ether constitute elementary particles of matter which at this time were thought to be atoms [1]. However, development of atomic physics, first with classical and then with quantum models of atoms, failed to show a connection between knots and atoms. More recently though, today's elementary particles are again considered to be string like objects that may be closed [2, 3] and perhaps knotted. This string theory approach partially revives the ideas of Kelvin and provides a motivation for exploring quantization of energy and of other values in such physical systems such as knotted magnetic flux lines [4, 5] or knotted solitons [6].

Knots made of self-repelling, infinitely thin strings in 3-dimensional Euclidean space have been considered by many authors [7, 8, 9, 10, 11, 12]. Usually it was assumed that knots were perfectly flexible for bending but not extensible. The repelling charge was assumed to be continually spread along the knots so that there were no elementary point charges and that the charge contained within a given curvilinear segment is proportional to the length of this segment. When the Coulomb energy would govern the evolution of a knot of this type one should observe that the knotted domain gets progressively tightened into a singular point while the rest of the knot would form a perfect circle. Progressive tightening of knotted domains in electrostatic knots may seem counterintuitive when one considers that the electrostatic repulsion grows inversely proportional to the square of the distance between every pair of charges. However, at the same time as tightening progresses, the length of the knotted domain decreases and therefore there is less and less charge in the tightly knotted domain. In fact the decrease of charge in the knotted domain is more rapid than its contribution to overall repulsion. Therefore the tightening that is driven by the decrease of the repulsion outside of the knotted domain can progress until a knotted domain shrinks to a singular point and the entire string is perfectly circular. For this reason the Coulomb energy is not interesting as energy functional for knots [13, 14]. However, it had been demonstrated that if the repulsion force were growing inversely proportional to the third or higher power of the distance between the repelling elements then the knotted domains in prime knots would have no tendency to shrink to a singular point [7, 8, 10, 12]. The third power case

is especially interesting from mathematical and physical points of view since the energy of a knot becomes conformal and therefore does not change when the trajectory of the knot is rescaled or undergoes a Möbius transformation (reflection in a sphere) [10, 14, 15]. In this work we study configurations of knots that minimise their Möbius repulsive energy. From now on we will call these configurations as Möbius knots. Several earlier studies used numerical simulations or analytical approach to investigate various properties of Möbius knots [9, 15], however the relations between such characteristic properties of Möbius knots as their energy, crossing number, writhe or average crossing number were not systematically examined before.

2 Energy of Möbius knots

Let us consider an unknotted closed string that has a few repulsive point charges equidistantly separated. An energy minimising shape of such an unknotted string would be then an equilateral polygon with the number of vertices corresponding to the number of the point charges. To be able to operate with a model of self-repulsive knot whose shape is independent of the number of charges in the knot one needs to assume that charges are not localised but continuously spread over the knot. This mathematical operation ensures that unknotted energy-minimising strings would always form a perfect circle independently of the level of carried charge. However, this non-physical assumption of continuous charge redistribution causes the energy of a knot to become infinite due to the repulsion of nearby elements. In order to correct for this problem of infinite energies O'Hara [8] introduced a regularisation term and defined the energy

$$\tilde{E}(K) = \iint_{K \times K} \left(\frac{1}{|x - y|^2} - \frac{1}{d_K(x, y)^2} \right) ds_K(x) ds_K(y) \quad (1)$$

where $d_K(x, y)$ is the shorter arclength distance within K from x to y . Notice that the integral of the second term corresponds to the repulsive energy of a straight segment with the same length and carrying the same charge as K . Another, computationally more stable approach is to neglect

tangential contributions to repulsion as nearest neighbour regions in smooth trajectories are practically co-linear and define the cosine energy

$$E(K) = \iint_{K \times K} \frac{(1 - \cos \alpha)}{|x - y|^2} ds_K(x) ds_K(y) \quad (2)$$

where α is the conformal angle between the tangents at points x and y . In fact it was demonstrated by Doyle and Schramm [15] that

$$\tilde{E}(K) = E(K) - 4. \quad (3)$$

We have applied here the second approach and used Kenneth Brakke's program Evolver to obtain Möbius energy minimising configurations of various knots and to calculate their energies (Ref. 16 but see also <http://www.susqu.edu/facstaff/b/brakke/>). Examples of configurations of various knots minimising their Möbius energy can be seen in Reference 15. It should be recalled that actual shapes of Möbius energy minimizers of a given knot can substantially vary because all configurations obtained by Möbius transformations from one Möbius energy minimizer are also Möbius energy minimizers. In practice these shapes depend on an arbitrary choice of starting configurations used for the energy descent. However, the actual energy values obtained in our simulations converge to the same values independently of the starting configurations of a given knot. In addition we have checked that the obtained by us values for ten different $(2, p)$ torus knots were at most different by 0.1 % from the values calculated using an analytical approach that can be applied to this class of knots [9, 15].

Figure 1 shows the relation between the Möbius energy and the topological, minimal crossing number for knots belonging to six different families of knots. We have analyzed torus knots with Alexander-Briggs notation $3_1, 5_1, 7_1$ etc, twist knots with even number of crossings (Alexander-Briggs notation $4_1, 6_1, 8_1$ etc), twist knots with odd number of crossings (Alexander-Briggs notation $3_1, 5_2, 7_2, 9_2$ etc) and three Conway families of knots with Conway notations $(2p+1, 1, 2p)$, $(2p-1, 2, 2p)$ and $(1, 2p-1, 1, 2p-1)$ where p are consecutive natural numbers (see Fig. 1b for schematic explanation how these families are formed). Standard representations of these knots classified according to Alexander-Briggs notations can be seen in tables of knots [17, 18] while the Möbius energy minimising configurations are shown in Ref. 15 and one representative example of energy minimising configurations of torus knot 11_1 is shown here in Figure 1c. From the data points in Figure 1a we have excluded founders of the families as these frequently belong to different families at the same time. It is visible that in all these

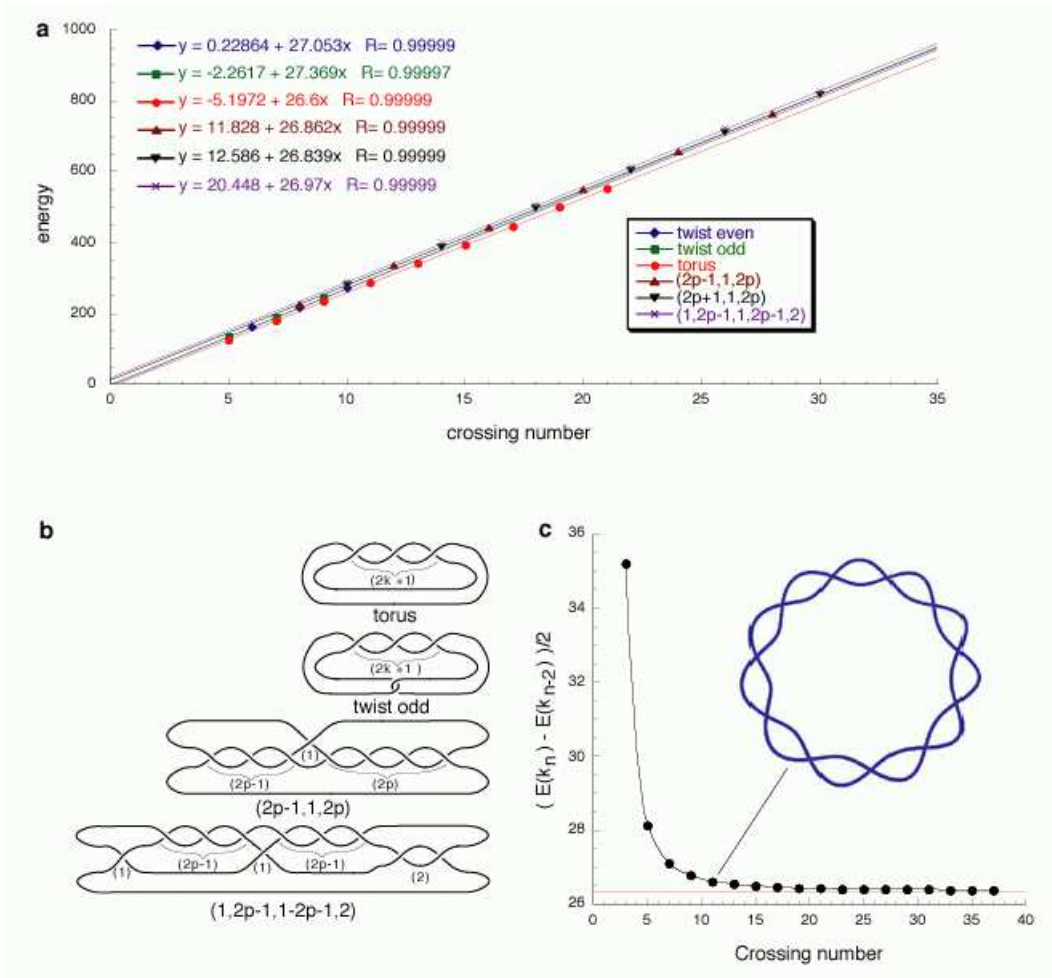


Figure 1: *Energy of Möbius knots, a, Different families of torus knots, twist knots and Conway knots show the same slope. These analysed families are represented in b with $k = 1$ and $p = 2$. c, The difference of energy between sequential torus knots tends asymptotically towards 52.8 which corresponds to 26.4 for each new crossing. The inset shows one of the configurations of the torus knot 11_1 that minimises the Möbius repulsive energy, its position on the plot is indicated.*

knot families the energy grows with a practically identical rate that seems to be linear. Linear fit over the tested range indicates that for each new crossing the energy grows by around 26-27 units. To give an estimation of energy units it is good to point out here that within the energy defined by the equation (1) the energetic costs of closing an open string into unknotted circle is exactly 4 units [14]. Notice that some of the plotted lines in Figure 1a practically coincide with each other while other seem to be vertically shifted by a constant value.

A closer look at energy values for the $(2, p)$ torus knot family $(3_1, 5_1, 7_1$ etc.), including the founder 3_1 knot, suggests that the energy difference between consecutive torus knots shows an asymptotic convergence toward a constant value of circa 53. Since the energy minimisation by simulation with Evolver (or other programs) has its well known limitations in descending toward a global minimum, especially for complex trajectories, we have used an analytical approach to generate torus knots configurations that are believed to be minimizers of the Möbius energy [9, 15]. Figure 1c shows that the difference of energy between sequential torus knots tends asymptotically toward 52.8 which corresponds to 26.4 for each new crossing.

On the basis of our simulation data (Fig. 1a) and analytical approach (Fig. 1c) we conjecture that within such families of knots that iteratively increase their interwound regions with double helix structure [15], the differences in Möbius energy due to each new crossing tend to an universal constant value.

3 Writhe of Möbius knots

As already discussed, knots minimising Möbius energy do not have unique shapes since Möbius transformations can create infinitely many different configurations that minimise the Möbius energy for a given knot. However, certain characteristic properties of curves in space are not changed by Möbius transformation. It was proven by Banchoff and White that the

absolute value of writhe for a given trajectory is invariant upon Möbius transformation [19]. Writhe (Wr) measures the extent of chirality of closed curves in space and therefore provides an interesting measure for knotted trajectories minimising a given energy functional. The writhe corresponds to the average difference between numbers of right- and left-handed crossings perceived when a given curve in space is observed from a random direction. The value of writhe (Wr) is usually calculated using the Gauss integral formula

$$\text{Wr} = \iint_{K \times K} \frac{(u \times v) \cdot (x - y)}{|x - y|^3} ds_K(x) ds_K(y) \quad (4)$$

where u and v are the unit tangent vectors to K at x and y , respectively. In the case of tight knots minimising their rope length and that are known as ideal, the writhe values showed a quantization [20, 21, 22] and the quantum of writhe depended on the type of introduced crossings [23, 24]. We decided therefore to check whether knots minimising their Möbius energy also show a similar quantization of writhe.

Figure 2a illustrates that Möbius torus and twist families of knots show a clear quantization of writhe where the writhe increase for torus knots is more rapid than for twist knots. While the differences of energy within a given family were showing an asymptotic descent toward a limiting constant value (Fig. 1c), the differences of writhe showed a specific constant value (within the accuracy of our computational approach) that seemed to be independent of the complexity of the knot. In case of ideal knots (see Fig. 2b) it was observed earlier that the slopes of writhe increase for torus knots and twist knots were described by simple relations: $1+x$ and $1-x$ respectively [23, 24], where x was the same for both families and seemed to correspond to $3/7$ [23, 24] and where the integer values 1 (or -1 depending on the handedness of crossing) is due to inter-coil crossing contribution while the noninteger value x is due to intra-coil contribution to writhe [23]. We observed here that the slopes of writhe increase for Möbius torus and twist knots also show opposing deflections from the slope of one, however the deflection value x is close to 0.2 instead of 0.43. Thus torus-type of turns with positive signs of crossings introduce a writhe of circa 1.2 per crossing. Twist-type of turns with positive signs of crossings introduce a writhe of circa 0.8 per crossing. Torus- and twist-type of turns can be recognised by the orientation along both arcs enclosing double-arc fields in minimal crossing diagrams of a knot [23]. Parallel and anti-parallel orientations characterise torus- and twist-type of turns, respectively [23].

In the case of ideal knots it was observed that the writhe of achiral knots

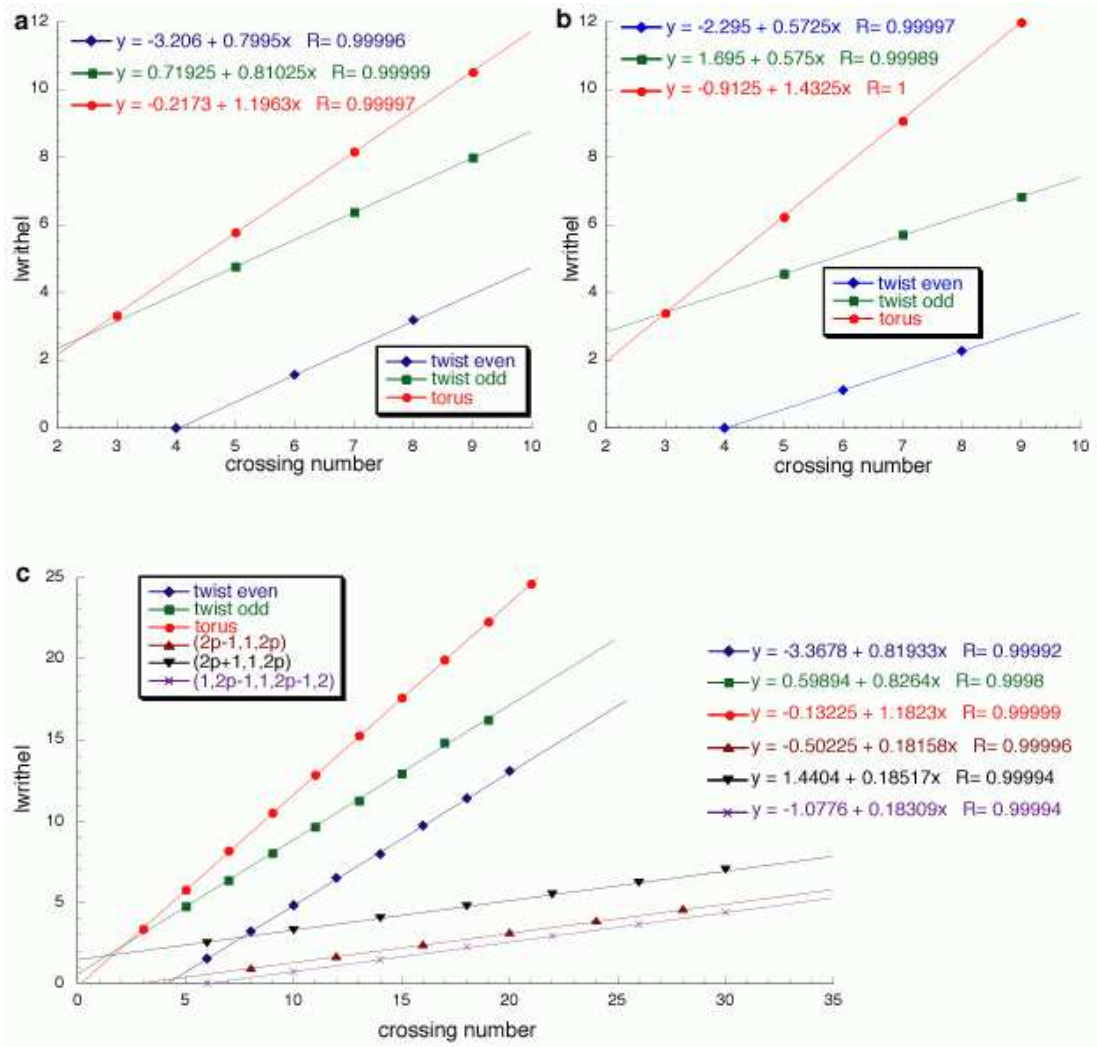


Figure 2: *Writhe of Möbius knots.* **a** and **b** show the quantization of absolute writhe of Möbius knots and ideal knots, respectively, the analysed families are torus knots and twist knots. **c**, Absolute writhe slopes for all tested by us families of knots.

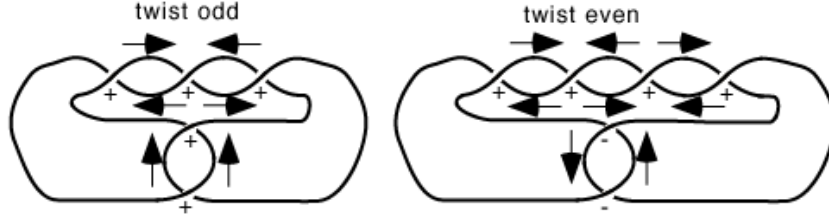


Figure 3: *Odd and even twist knots differ in the sign and type of crossing in the terminal clasp. Odd twist knots have terminal clasp with torus type of crossings (orientations along the arcs enclosing this double-arc field is parallel) while even twist knots have twist type of crossings (orientations along the arcs enclosing this double-arc field is anti-parallel) Notice that sign of crossings in the terminal clasp also changes although signs and types of crossings in the inter-wound region remain the same.*

was essentially equal to zero [20, 24]. We observed here the same tendency for knots minimising their Möbius energy as all achiral knots tested by us (i.e. $4_1, 6_3, 8_3, 8_9, 8_{12}, 8_{17}$ and 8_{18}) had their writhe practically equal to zero.

Figure 2c shows absolute writhe slopes for all families of knots tested by us. It is visible that within each of these families of knots there is apparently constant, specific increase of writhe as one analyses consecutive members of respective families. Interestingly the increase of writhe can be simply predicted by analysing the type of turns that are introduced while creating a next member of the family. So for example in the $(2p + 1, 1, 2p)$ Conway family, as one goes from a knot to its successor four new crossings are introduced: two are positive torus crossings which increase the writhe by about 2.4 and two are negative twist crossing which decrease the writhe by about 1.6. Therefore the predicted increase of writhe of about 0.8 when divided by four crossings gives us the observed slope about 0.2 (see Fig. 2b). We similarly can predict and explain why knots from even and odd twist families of knots follow slopes with the same inclination but that are vertically shifted by exactly four units in relation to each other. Figure 3 shows that change from an odd to an even twist family of knots implicates that two torus type of crossings in the terminal clasp are replaced by two twist type of crossings of opposite sign. Since the corresponding writhe contributions of these crossings are $1 + x$ and $-1 + x$ (or $-1 - x$ and $1 - x$ for opposite handedness), where x is a constant, the resulting

absolute difference of writhe is two per crossing irrespectively of the actual value of intra-turn contribution (x) to writhe. Since there is a change of two crossings the global difference of writhe between twist even and twist odd families of knots results in the observed vertical shift of corresponding writhe slopes by exactly four. We can apply a very similar type of reasoning to explain why Conway families $(2p + 1, 1, 2p)$ and $(2p - 1, 1, 2p)$ differ in their corresponding values of writhe by exactly 2. Notice that the same type of explanation (where intra-turn contributions to writhe cancel) applies not only to Möbius knots but also to ideal knots. Figure 2b shows that in the case of ideal knots, odd and even twist knots also show the relative vertical shift by exactly four although the actual slope values are different. Axial trajectories of ideal knots (rope length minimizers) can be regarded as a limit of energy minimising configurations when the energy is taken to be an integral of an ever-increasing inverse-power of the radius of certain circles passing through three points of the curve [25]. Therefore this observation strongly suggest that minimizers of repulsive functionals with any exponent between 3 and ∞ will always have a constant shift of writhe slopes between certain families of knots. Therefore for example slopes of absolute writhe for even and odd twist knots will always show a relative vertical shift by exactly four (compare Fig. 2a and b) provided that compared knots minimize the same repulsive functional with the exponent ranging between 3 and ∞ .

4 Relations between energy and crossings

There are two principal measures of crossings applied to knots. Minimal crossing number is a topological invariant and corresponds to the minimal number of crossings that any representation of this knot type can have in any orthogonal projection. Average crossing number (ACN) applies to a given rigid embedding of a knot and corresponds to the average number of perceived crossings (irrespective of their handedness) when this particular embedding is perceived from a random point on a sphere enclosing a given trajectory. The ACN value can be calculated using the unsigned Gauss

integral formula

$$\text{ACN} = \iint_{K \times K} \frac{|(u \times v) \cdot (x - y)|}{|x - y|^3} ds_K(x) ds_K(y) \quad (5)$$

where u and v are the unit tangent vectors to K at x and y , respectively. Several studies considered theoretically the relation between the Möbius invariant repulsive energy and the two measures of crossings mentioned above. Freedman, He and Wang demonstrated for example that the Möbius energy of a knot is at least 2π fold bigger than the minimal crossing number of this knot [10]. Figure 4a shows the relation between Möbius energy and minimal crossing number of all knots up to 9 crossings. It is visible that data points fill a “cone” and that for these relatively simple prime knots the lower linear bound of the energy could be put at least at 7.47π times the minimal crossing number. One can also analyse the upper bound for the energy as the function of minimal crossing number. In figure 1a we have shown that within a given family the energy grows proportional to the crossing number, but as the crossing number increases, founders of new families arise and these can have very high energy as compared to the members of already established families. Thus for example a twist knot 8_1 has the energy of 217.4 while the 8_{18} knot founding a new family has the energy of 283.9. The upper bound of the energy does not follow a linear relation with the crossing number but approaches a $7/5$ power law (see Fig. 4a). The ACN value is not invariant upon Möbius transformation, however, we have checked that ACN value is very robust and hardly changes upon multiple Möbius transformations. Therefore it seems reasonable to investigate the relation between the energy and ACN of Möbius, knots. Freedman, He and Wang showed that the Möbius energy of a knot increased by $56/11$ is at least $12\pi/11$ fold times bigger than ACN of energy minimising configurations [10]. Existence of this linear lower bound demonstrates that the Möbius energy can not grow with a power lower than 1 as a function of ACN. It could though grow with the higher power. In fact our own data (Fig. 4b) indicate that data points for the relation between the energy and ACN fill much narrower “cone” than it was the case for the relation between the energy and minimal crossing number (see Fig. 4a). The lower bound of this cone can be described by a nearly linear function, this function is given by

$$y = 22.25 \cdot x^{1.05} \quad (6)$$

whereas the upper bound is better described by a nearly $7/5$ power law, the function is here

$$y = 14.78 \cdot x^{1.42} \quad (7)$$

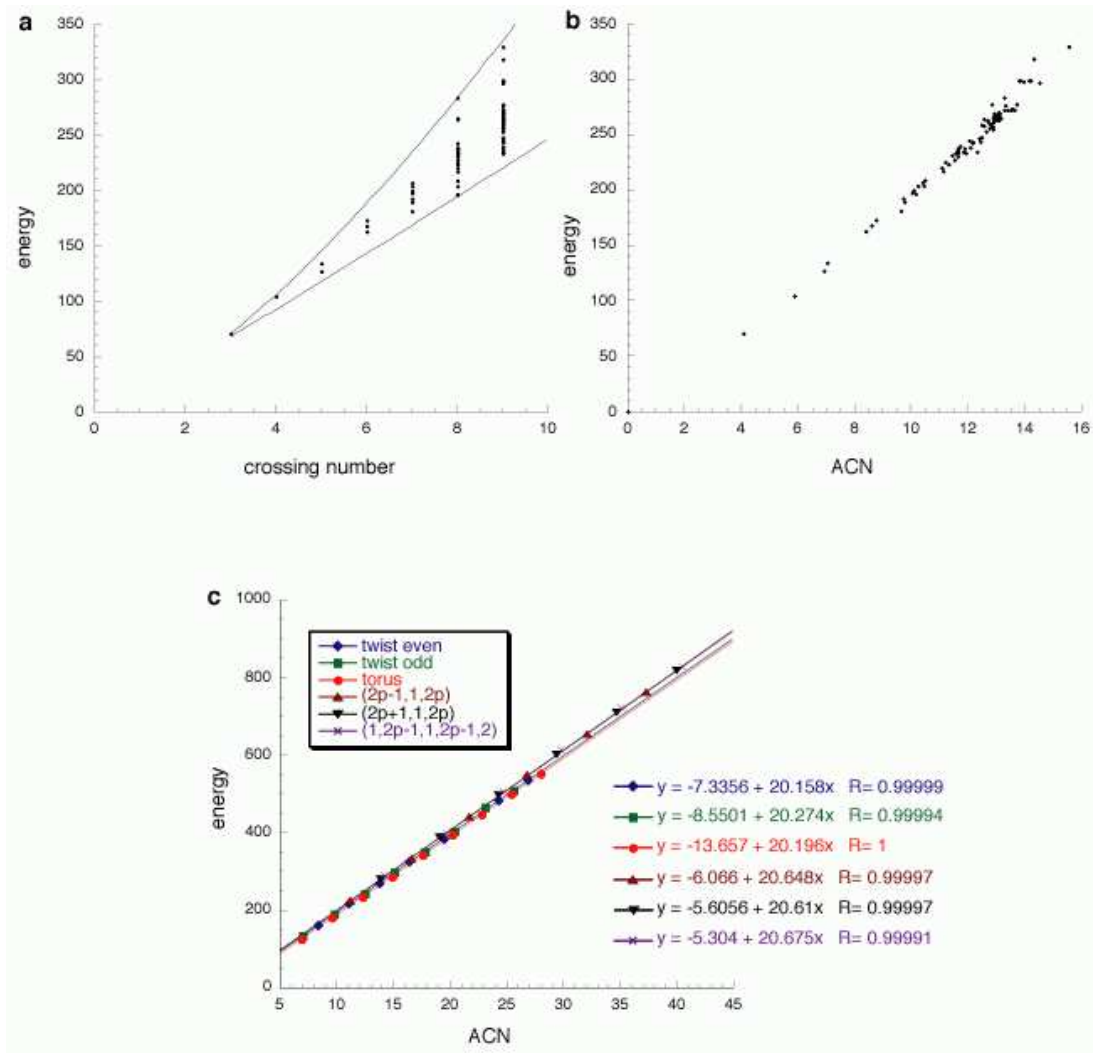


Figure 4: Relation between the energy and crossings for all prime knots up to 9 crossings. **a**, The relation between Möbius energy and minimal crossing number for all prime knots up to 9 crossings. The upper on lower bounds were best fits of power law functions $y = ax^n$. Fits satisfied the condition that no experimental point was outside of the bounds. **b**, The relation between Möbius energy and ACN for all prime knots up to 9 crossings. **c**, The energy as a function of average crossing number within different families of knots.

This power law behaviour may seem inconsistent with a linear growth of energy with the ACN within different analysed families of knots (Fig. 4c). However as the ACN increases new founders of knots' families enter and they frequently start their families with a linear growth but at a higher level. Again 8_1 and 8_{18} knots are good examples as the difference of their energy is much bigger than expected from a slightly higher ACN of 8_{18} knot.

5 Möbius knots and their relation to random knots and other knotted physical systems

It was shown earlier that the average writhe for a population of random knots of a given type closely corresponds to the writhe of ideal knot of the corresponding type [20, 26]. We have shown here that with the exception of achiral knots the writhe values of Möbius knots do not correspond to that of ideal knots. Although within given families there is a linear relation between writhe of ideal and Möbius knots these relations are not universal and different families will be related by different linear relations. Thus for example the writhe of torus knots grows more quickly for ideal knots than for Möbius knots but the opposite is true for twist knots. Therefore we can conclude here that the writhe of Möbius knots is not related to the writhe of random knots of corresponding type.

Time averaged writhe value of randomly fluctuating knots of a given type seems to be independent of the length of random chains forming a given knot. This is not the case of ACN (average crossing number) as its value progressively increases with the length of a random chain. However, it was observed that for relatively simple knots the differences between time averaged ACNs of randomly fluctuating knots of a given type and of unknots of the same chain size closely corresponds to the ACN of ideal knots of the corresponding types [14]. However this does not apply to ACN values of Möbius knots since these are significantly smaller than ACN values of corresponding ideal knots. We conclude therefore that Möbius knots in contrast to ideal knots are not good predictors of certain physical properties of

random knots of a given type such as knotted polymer molecules undergoing a random thermal motion. However for other physical knotted systems, Möbius knots may better approximate their behaviour than ideal knots. If we imagine a charged knotted string of dimensions comparable to an effective screening radius at given conditions then all pair-wise interactions within such a knot should be repulsive. However, due to screening interactions caused by counterions the repulsion would not follow the Coulomb law but would decrease more rapidly with the separating distance, approaching perhaps a cubic root dependence of the distance. Short flexible polymeric molecules like single-stranded DNA can make knots of dimensions comparable to effective screening radius at specific ionic conditions, such knots may approach then the Möbius behaviour. Finally one can entertain a thought about string-like charged elementary particles (electrons, for example) surrounded by short-lived mixture of other charged particles and antiparticles generated from quantum fluctuation of vacuum. Electrons may minimise then an energy that resembles the Möbius energy described here. If on the way to relaxation a complex self-repelling knot could undergo from time to time a strand passage and progressively simplify its type that would provide a physical system with natural quantization of the energy.

Acknowledgments. We thank François Ubertini and Akos Dobay for their help in solving frequent software and hardware problems, Piotr Pieranski and Corinne Cerf for discussions on writhe quantization, Jun O'Hara and John Maddocks for discussions on energy of knots, Jacques Dubochet for his keen interest and constant encouragement. This work was supported by Swiss National Science Foundation Grant 31-61636.00 to A.S..

References

- [1] Thomson W 1867 *Phil. Mag.* **34** 15
- [2] Greene B 2000 *The Elegant Universe* (Hamburg: Petersen)
- [3] Maddox J 1999 *Nature* **398** 766
- [4] Moffatt H K 1990 *Nature* **347** 367
- [5] Chui A Y K and Moffatt H K 1995 *Proc. Roy. Soc. Lond. A* **451** 609
- [6] Faddeev L D and Niemi A J 1997 *Nature* **387** 58

- [7] Fukuhara S 1988 *A Fte of Topology* ed Y Matsumoto and T. Mizutani, (London: Academic Press) p.443
- [8] O'Hara J 1991 *Topology* **30** 241
- [9] Kim D and Kusner R 1993 *Experimental Math.* **2** 1
- [10] Freedman M H, He Z-X and Wang Z 1994 *Annals of Math.* **139** 1
- [11] Simon J 1996 *Mathematical Approaches to Biomolecular Structure and Dynamics* ed J P Mesirov, K Shulten and D W Sumners (New York: Springer-Verlag) p 39
- [12] Kusner R B and Sullivan J M 1997 *Geometric Topology* ed W H Kazez (Providence: Amer. Math. Soc./Int'l Press) p 570
- [13] Diao Y, Ernst C and Janse Van Rensburg E J 1998 *Ideal Knots* ed A Stasiak, V Katritch and L H Kauffman (Singapore: World Scientific) p 52
- [14] O'Hara J 1998 *Ideal Knots* ed A Stasiak, V Katritch and L H Kauffman (Singapore: World Scientific) p 288
- [15] Kusner R B and Sullivan J M 1998 *Ideal Knots* ed A Stasiak, V Katritch and L H Kauffman (Singapore: World Scientific) p 315
- [16] Brakke K A 1992 *Experimental Math.* **1**, 141
- [17] Rolfsen D 1976 *Knots and links* (Berkeley, CA.: Publish or Perish Press)
- [18] Adams C C 1994 *The Knot Book* (New York: W. H. Freeman and Company)
- [19] Banchoff T F and White J H 1975 *Math. Scand.* **36** 254
- [20] Katritch V, Bednar J, Michoud D, Scharein R G, Dubochet J and Stasiak A. 1996 *Nature* **384** 142
- [21] Pieranski P 1998 *Ideal Knots* ed A Stasiak, V Katritch and L H Kauffman (Singapore: World Scientific) p 20
- [22] Pieranski P and Przybyl S 2001 *Eur. Phys. J. E* **4** 445.
- [23] Stasiak A 2000 *Knots in Hellas '98* ed C M Gordon, V F R Jones, L H Kauffman, S Lambropoulou, and J H Przytycki (Singapore: World Scientific) p 477

- [24] Cerf C and Stasiak A (2000) *Proc. Natl. Acad. Sci. USA* **97** 3795
- [25] Gonzalez O and Maddocks J H 1999 *Proc. Natl. Acad. Sci. USA* **96** 4769
- [26] Janse Van Rensburg E J, Sumners D W and Whittington S G 1998 *Ideal Knots* ed A Stasiak, V Katritch and L H Kauffman (Singapore: World Scientific) p 70