

NEW DEVELOPMENTS OF PHOTODETECTORS FOR THE LAKE BAIKAL NEUTRINO EXPERIMENT

B. K. LUBSANDORZHIEV

*Institute for Nuclear Research of Russian Academy of Sciences, pr-t 60-letiya
Oktyabrya 7A,
Moscow 117312, Russia
E-mail: lubsand@pcbai10.inr.ruhep.ru*

New developments of photodetectors for the lake Baikal neutrino experiment are described. Some test results of photodetectors at the lake Baikal are presented.

1 Introduction

The lake Baikal Neutrino Experiment has history of more than 20 years, starting from small short experiments with a few PMTs in the early 80s to the present large scale longterm operating neutrino telescope NT-200¹, which has been put into operation on April 6th 1998. The telescope's effective area for muons is 2000-10000 depending on a muon energy. The rate of events due to atmospheric neutrinos is about 1 per two days.

2 Neutrino telescope NT-200

The lake Baikal Neutrino Telescope NT-200 is located in the southern part of the great Siberian lake Baikal at 3.6km from the shore and at the depth of 1km. The schematic view of NT-200 and optical modules attached at a string are presented in fig.1. The telescope consists of 192 optical modules at 8 vertical strings arranged at an umbrella like frame. Optical modules are grouped in pairs and switched in coincidence with 15ns time window. So two optical modules in one pair define one *optical channel* resulting in rather low *optical channel* background counting rate of 100–300Hz. Two pairs of optical modules form so called *svyazka*. The detector electronics system is hierarchical: from the lowest level to the highest one - optical module electronics, *svyazka* electronics module, string and detector electronics modules. In the latter detector trigger signals are formed and all information from string electronics modules are received and sent to the shore station. Three underwater electrical cables connect the detector with the shore station. The detector is operated from the shore station.

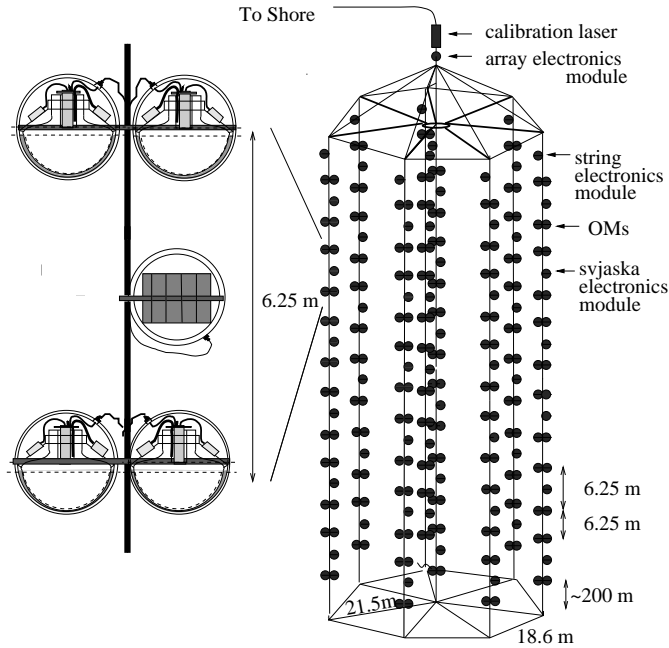


Figure 1: The lake Baikal neutrino telescope NT-200

3 Quasar-370 phototube

The Quasar-370 phototube^{2,3,4,5} is a hybrid phototube which consists of an electro-optical preamplifier with large area hemispherical photocathode and small conventional type PMT, see fig.2. Photoelectrons from a large 37cm diameter hemispherical photocathode with 2π acceptance are accelerated by 25 kV to a fast, high gain luminescent screen (*YSO* scintillator is usually used). The light flashes in luminescent screen induced by photoelectrons are read out by small PMT with 3cm diameter photocathode. The latter has been developed especially for this kind of application by INR and MELZ factory⁶. As a result one photoelectron from the hemispherical photocathode yields typically 25 photoelectrons in the small PMT. This high gain first stage results in an excellent single photoelectron resolution. Due to the fast acceleration of primary photoelectrons by 25 kV high voltage and mushroom shaped glass envelope the time jitter can be kept rather low. Last but not the least the tube is almost insensitive to the Earth's magnetic field. Averaged over more than 200 tubes the mean values for single photoelectron resolution and time

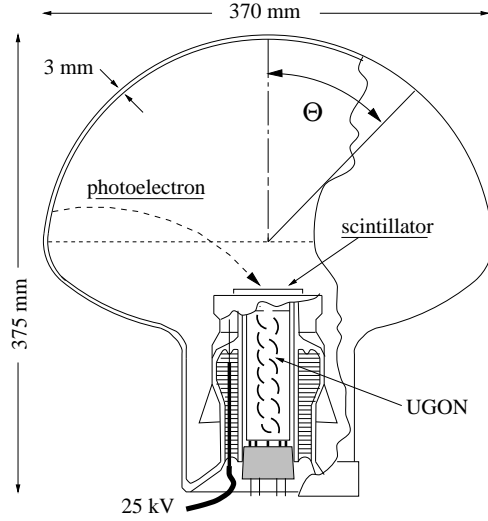


Figure 2: Quasar-370 phototube

resolution is 70% and 2ns respectively. Quasar-370 phototube is characterized by conspicuously low level of afterpulses in comparison with conventional PMTs. The level of afterpulses in Quasar-370 tube is substantially less than 1%. Another advantage of Quasar-370 phototube in contrary to conventional PMTs is the lack of prepulses due to the fact that the first stage of the phototube is optically separated from tube's photocathode. It was shown^{2,3,5} that Quasar-370 parameters depend strongly on characteristics of a scintillator in a luminescent screen. So recently we have developed a number of modifications of Quasar-370 tube with new scintillators. The most promising results we have got with $ScBO_3$, YAP and LSO . Unfortunately the latter one has one substantial drawback for using in Quasar-370 tube. It has rather high value of Z_{eff} . It is important to note here we need scintillators with Z_{eff} as low as possible to suppress effectively *late* pulses⁷ due to photoelectron backscattering effect. With these new scintillators we have reached 1ns (FWHM) time jitter and 40% single photoelectron resolution. It is noteworthy to mention here about very much intriguing scintillator⁸ - $ZnO : Ga$ with less than 1ns decay time and light yield of 40% of $NaI : Tl$. At present we try to work with this scintillator and to reproduce results of⁸. The success of this work would undoubtedly be a kind of a breakthrough in designing of very fast and effective hybrid phototubes.

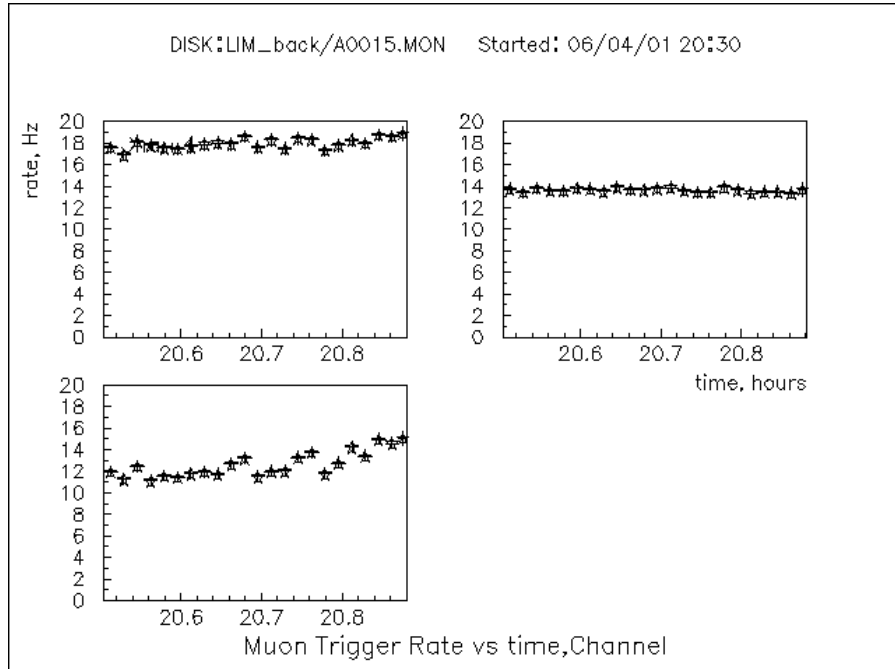


Figure 3: Muon Trigger rate versus time. Left up and left bottom - for conventional Baikal *optical channel*. Right up - for new *optical channel* based on new two-channel optical module.

4 Two-channel optical module

The pairwise ideology pursued in NT-200 neutrino telescope has many advantages. The ideology allows to suppress effectively an individual optical module background counting rate due to water luminescence and a phototube's dark current, to eliminate phenomena deteriorating phototube's time resolution namely *prepulses*, *late pulses* and *afterpulses*. Moreover such an approach facilitates very much designing of trigger system, data acquisition system etc. Unfortunately there is just one but essential shortcoming. Namely it's too expensive to have two optical modules for one *optical channel*. To overcome this problem we have developed two-channel optical module based on two-channel version of Quasar-370 phototube⁹.

Two-channel Quasar-370 phototube uses the same electro-optical preamplifier and new two-anode small PMT with mesh dynode system instead of conventional PMT. This new two-anode small PMT has following characteris-

tics: time jitter – $\sigma = 340\text{ps}$; Peak-to valley ratio of single photoelectron charge distribution – 1.5; cross-talks between channels – 1%. Basing on two-channel Quasar-370 phototube we have developed two-channel optical module which incorporates besides Quasar-370 phototube two fast transimpedance preamplifiers for each anode signals and uses the same glass pressure vessel and the same penetrators as conventional Baikal optical module. In the course of the last expedition at the lake Baikal we have tested one pilot sample of two-channel optical module in frame of a new experimental string designed to test technological innovations for future neutrino telescopes at the lake. In the test measurements at the lake we used ordinary but slightly modified NT-200 front-end electronics. Output signals of each channel are switched in coincidence just in the same way as in NT-200. It results in the same *local trigger* counting rate of 100-300Hz. Fig.3 presents the time dependence of muon trigger rate for two conventional Baikal *optical channels* and new *optical channel* based on two-channel optical module. One can see that the new *optical channel* has comparable sensitivity to muons with ordinary *optical channels* of NT-200. It opens new possibilities for NT-200 further extension plans.

5 Other developments

A new version of Quasar-370 phototube (Quasar-370D) with semiconductor diode as a photoelectron multiplying element instead of a system of luminescent screen and small PMT has been developed. We have manufactured two pilot samples which are under studies now. Modifications of Quasar-370 phototubes (Quasar-370G)¹⁰ which are able to withstand high current due to night sky background operate successfully in the wide angle atmospheric air Cherenkov detectors TUNKA¹¹ and SMECA¹². Quasar-370L is low background version of Quasar-370 phototube. It has U^{238} and Th^{232} content of about 10^{-8}g/g . Quasar-370L is aimed at using in low background experiments. Another development is concerned with phototubes with high quantum efficiency (more than 40% in the range 450-550nm) photocathodes and it's results will be reported elsewhere.

Conclusion

The lake Baikal Neutrino Experiment successful operation proves high performance and high reliability of a number of photodetectors developed for this kind of application. New developments are focused at future neutrino experiments at the lake Baikal and other experiments in high energy physics, cosmic ray and astroparticle physics.

Acknowledgments

This work was supported by the Russian Ministry of Research (contract 102-11(00)-p), the German Ministry of Education and Research and the Russian Fund of Basic Research (grants 99-02-1837a,01-02-31013 and 00-15-96794) and by the Russian Federal Program "Integration" (project 346). The author is indebted very much to his colleagues from KATOD and MELZ laboratories and Baikal Collaboration. The author would like to thank particularly Dr. V.Ch.Lubsandorzheva for many invaluable advices and help in preparation of this paper.

References

1. I.A.Belolaptikov *et al*, *Astropart. Phys.* **7** 263 1997
2. L.B.Bezrukov *et al* Proc. 3rd NESTOR Workshop, Pylos 1993. Univ.Athens. 132 1994
3. R.I.Bagduev *et al* Proc. Int.Conf. "Trends in Astroparticle Physics", Teubner, Stuttgart, 132 1994
4. R.I.Bagduev *et al*, *Nucl. Instrum. Methods A* **420**, 138 (1999)
5. B.K.Lubsandorzhev, *Nucl. Instrum. Methods A* **442**, 368 (2000)
6. L.B.Bezrukov *et al*, *Instrum. and Experim. Techn.* **1** 104 2000
7. B.K.Lubsandorzhev *et al*, *Nucl. Instrum. Methods A* **442**, 452 (2000)
8. PHILIPS Photomultiplier tubes, 6-35 1994
9. B.K.Lubsandorzhev *et al*, Proc. of the 25th ICRC.**7** 269 1997
10. B.K.Lubsandorzhev *et al*, *Instrum. and Experim. Techn.* **3** 104 2001
11. N.Budnev *et al*, Proc. of the 25th ICRC.**2** 581 2001
12. V.A.Balkanov *et al*, *Yadernaya Fizika* **63** 1027 2000