

Optical Resonances in Reflectivity near Crystal Modes with Spatial Dispersion

I. Kaelin, Ch. Helm, and G. Blatter

Institut für Theoretische Physik, ETH Hönggerberg, 8093 Zürich, Switzerland

(Dated: November 15, 2018)

We study the effect of spatial dispersion of crystal modes on optical properties such as the reflectivity R . As an example for isotropic media, we investigate the simplest model for phonons in ionic crystals and compare with previous results for highly anisotropic plasmons, which are now understood from a more general point of view. As a consequence of the wave vector dependence of the dielectric function small changes in the lineshape are predicted. Beyond that, if the frequency of minimal R is near a pole of the dispersionless dielectric function, the relative amplitude of dips in R with normal and anomalous dispersion differ significantly, if dissipation and disorder are low.

Usually, in crystal optics the dependence of the dielectric function on the wave vector \mathbf{k} is neglected because the wave length λ is much larger than interatomic length scales s and effects of spatial dispersion are expected to be of the order of $s/\lambda \ll 1$, see Refs. 1,2 and references therein. Recently, it was shown for the reflectivity near the Josephson plasma resonance (JPR) in highly anisotropic superconductors^{3,4}, which is an interlayer charge oscillation of Cooper pairs, that spatial dispersion provides a novel way to stop light and can have effects of order unity on the relative amplitude of plasma modes with different dispersion. This system is exceptional with respect to the symmetry (high anisotropy), the fact that light is screened away from the JPR, and the type of the excitation (plasmon). Here we discuss the possibility that such effects appear under more general conditions. As a generic example of a spatially dispersive resonance we choose the simplest model of one optical phonon band in an ionic crystal⁵ (also describing certain excitons¹) and study the optical properties of the isotropic phonon-polariton, which is the lattice vibration coupled to light. Thereby, we determine under what circumstances similar effects can be expected in a large class of systems and clarify the origin of previous results for the highly anisotropic plasmon obtained in Ref. 3. We show that the effect of spatial dispersion is of order unity, if the resonance in reflectivity is in a frequency region of size $\Delta\omega/\omega_0 = s/\lambda$ near the pole ω_0 of the dispersionless dielectric function $\epsilon(\omega)$; the amplitudes in reflectivity of phonon bands with normal and anomalous dispersion then differ significantly.

Weak disorder and small dissipation turn out to be essential for the observation of significant effects due to spatial dispersion, which is the case in the plasmon system of the JPR below the superconducting gap. In insulators, e.g. in ionic crystals with perfect lattice symmetry and weak disorder, such favorable conditions might be realized as well, while in metals similar effects would be strongly overdamped.

In the following, we mainly consider an electromagnetic wave of frequency ω in normal incidence, with a wave vector $\mathbf{k} = (0, 0, k_z)$ at the surface $z = 0$ of a semi-infinite dielectric medium. The macroscopic Maxwell equations describing the electromagnetic fields inside the

medium expressed in Fourier components take the form

$$k_z E_x = (\omega/c) B_y, \quad k_z B_y = (\omega/c) \epsilon(\omega, \mathbf{k}) E_x, \quad (1)$$

where E_x and B_y are the components of the electric and the magnetic fields, respectively. For an isotropic medium the normal modes are determined by

$$\frac{k^2}{\epsilon(\omega, \mathbf{k})} = \frac{\omega^2}{c^2}. \quad (2)$$

For definiteness, we consider the spatially dispersive dielectric constant $\epsilon(\omega, q)$, $q = sk_z$, $q \in [0, 2\pi]$ (s lattice constant), of an ionic crystal, which can be obtained by solving the microscopic equation of motion for the ions¹ (using the force constants of the bulk),

$$\epsilon(\omega, q) = \epsilon_\infty + \frac{S\omega_q^2}{\omega_q^2 - \omega^2 - i\rho\omega}, \quad (3)$$

where ϵ_∞ is the background dielectric constant, $S = S_0(1 + \alpha q^2)$, $\alpha \sim 10^{-3}$, $S_0 \sim 1$, is the oscillator strength, $\omega_q^2 = \omega_0^2(1 + dq^2)$, $\omega_0/(2\pi) \sim 1$ THz, $d \sim 0.1$, is the dispersion of the crystal mode, and ρ is the damping due to disorder ($\rho/\omega_0 \sim 10^{-2}$ for NaCl, see Ref. 6). Since $\alpha/d \ll 1$, the wave vector dependence of the oscillator strength can be neglected. The sign of d determines the shape of the dispersion and both $d > 0$ (normal dispersion) and $d < 0$ (anomalous dispersion) naturally appear in ionic crystals due to the backfolding of the modes into the first Brillouin zone (e.g. realized in fcc structured NaCl for the directions $\mathbf{k} \parallel [100]$ and $\mathbf{k} \parallel [111]$, see Ref. 5). The dielectric function in Eq. (3) is also a model for certain excitons where the damping $\rho/\omega_0 \sim 10^{-4}$ is much smaller, see Ref. 1.

The formula analogous to Eq. (2) for an anisotropic plasmon such as the JPR reads

$$\frac{k_x^2}{\epsilon_c(\omega, k_z)} + \frac{k_z^2}{\epsilon_a(\omega)} = \frac{\omega^2}{c^2}, \quad (4)$$

where the spatially dispersive dielectric function $\epsilon_c(\omega, q) = \epsilon_{c0}(1 - \omega_c^2(q)/\omega^2)$, $q = sk_z$, $\omega_c^2(q) = \omega_{c0}^2(1 + dq^2)$, accounts for the c axis plasmon (excitation parallel to the z axis). This mode is only excited for light in oblique incidence $\mathbf{k} = (k_x, 0, k_z)$, where $k_x = \omega \sin \theta/c$

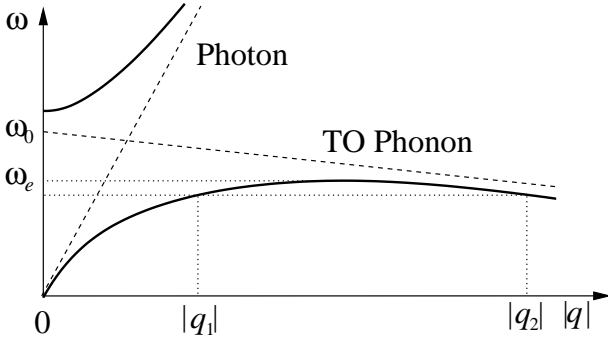


FIG. 1: Polariton dispersion relation $\omega(|q|)$ for a transverse optical (TO) phonon. Multiple modes q_1, q_2 are excited by incident light of frequency ω according to the solutions of Eq. (2). The appearance of an extremal frequency ω_e , where the group velocity $v_{gz} = \partial\omega/\partial k_z$ vanishes and q changes sign, is characteristic for the mixing of normally dispersive light and a crystal mode with anomalous dispersion.

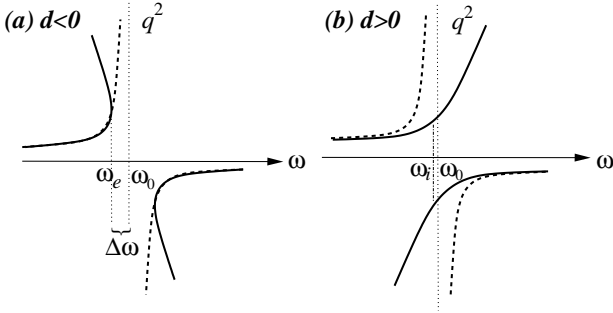


FIG. 2: A pole ω_0 in $k^2(\omega)$ in the case without spatial dispersion (dashed lines) is regularized when spatial dispersion is taken into account (solid), see also the inverse $\omega(k^2)$ in Fig. 3(a). Depending on the sign of $d \propto \partial k^2(\omega)/\partial \omega$, an extremal point ω_e , where the group velocity $v_{gz} = \partial\omega/\partial k_z$ vanishes, occurs in case of anomalous phonon dispersion (a) and an extremal point ω_i , where $k_1^2(\omega_i) = -k_2^2(\omega_i)$, appears in case of normal phonon dispersion (b).

is conserved due to translational invariance parallel to the surface (θ is the angle of incidence). The dielectric constant parallel to the surface $\epsilon_a(\omega) = \epsilon_{a0}(1 - \omega_a^2/\omega^2)$ is non-dispersive. The resonance frequency ω_a for the oscillation parallel to the surface is far above the c axis plasmon frequency, $\omega_a \gg \omega_{c0}$, and for frequencies near ω_{c0} it follows that $\epsilon_a(\omega) \simeq -\omega_a^2/\omega^2 \ll -1$.

Focusing on the phonon case first, the dispersion relation $\omega(q)$ (see Fig. 1) follows from Eq. (2) with $\epsilon(q, \omega)$ from Eq. (3) and shows that at a given frequency ω two modes with (generally complex) refraction indices $n_p = cq_p/s\omega$, $p = 1, 2$, can be excited due to spatial dispersion. This corresponds to the regularization (cf. Fig. 2) of the pole in $k^2(\omega) \propto \epsilon(\omega)$, cf. Eq. (2), which exists in the dispersionless dielectric function $\epsilon(\omega)$ at the phonon resonance ω_0 in the absence of damping ($\rho = 0$). Thereby the appearance of an extremal frequency ω_e , where the group velocity $v_{gz} = \partial\omega/\partial k_z$ for propagation

in the z direction vanishes, is characteristic for the mixing of the normal dispersive light mode and an anomalous crystal mode in Fig. 2(a) (cf. Fig. 1), while for equal dispersion of light and crystal modes a special frequency ω_i appears, where $q_1^2(\omega_i) = -q_2^2(\omega_i)$, see Fig. 2(b). Near $\omega_{e,i}$ the amplitude and lineshape in the reflectivity can be sensitive to the type of dispersion, see below.

In a semi-infinite crystal, the causality principle requires that v_{gz} is positive, thus only two of the four solutions of Eq. (2) for n_p are physical, e.g., for an anomalous dispersion the real part of n_p is negative. When $|n_1| \ll |n_2|$, only the small- q mode n_1 is light like and expected to affect optical properties, while for $|n_1| \approx |n_2|$ both modes have to be considered. Note that for two real modes near ω_e , where $v_{gz} = 0$ (Fig. 1), causality demands $n_1 = -n_2$.

The excitation of multiple modes poses the problem that the usual Maxwell boundary conditions, requiring continuity of the electric and magnetic fields parallel to the surface, are insufficient to calculate the relative amplitudes of these modes. In the past, this problem was addressed in a phenomenological way by introducing so called additional boundary conditions (ABC) for the macroscopic polarization \mathbf{P} . We use the general ABC¹

$$\mathbf{P}(z) + l(\partial\mathbf{P}/\partial z) = 0 \quad (z \rightarrow 0), \quad (5)$$

where l is a phenomenological decay length and $\mathbf{P} = \chi(\omega, \mathbf{k})\mathbf{E}$, with $\chi(\omega, \mathbf{k}) = (\epsilon(\omega, \mathbf{k}) - \epsilon_\infty)/4\pi$ for the isotropic medium. These ABC have been justified for the anisotropic plasmon in a microscopic model by subtracting the true equation of motion for the surface layer from the hypothetical bulk equation for this layer, see Ref. 3. The analogous analysis for the phonon allows to identify the parameter l in Eq. (5) with the nearest neighbor separation $s/2$ in fcc cubic crystals (e.g. NaCl).

Given the boundary conditions on \mathbf{E} and \mathbf{B} , we determine the reflectivity R at the boundary $z = 0$ to the vacuum, which is the ratio of the reflected and the incident energy flux density,

$$R = |r|^2, \quad r = \frac{1 - \kappa}{1 + \kappa}, \quad \kappa = \frac{E_x(z=0)}{\cos\theta B_y(z=0)}. \quad (6)$$

In the dispersionless case the reflectivity R shows a dip with a minimal value $R_{\min} = 0$ at $\epsilon(\omega) = \kappa^2 = 1$, while the frequency range of total reflection, $R = 1$, between the pole and the zero of ϵ is bounded by sharp edges in $R(\omega)$, see Fig. 3. In the following we will show how spatial dispersion can reduce the amplitude $1 - R_{\min}$ of the dip in R near $\kappa = 1$, and modify the lineshape of R close to the region of total reflection (cf. Fig. 3).

For a spatially dispersive medium in the simplest case of normal incident light, where two transverse modes $\mathbf{q}_p = (0, 0, q_p)$, $p = 1, 2$, are excited, we expand the electric field $E_x = \sum_{p=1}^2 E_x(q_p)e^{iq_p z/s}$ and the polarization field $P_x = \sum_{p=1}^2 E_x(q_p)\chi(\omega, \mathbf{q}_p)e^{iq_p z/s}$. Using Eqs. (1), (5), and (6) we derive

$$\kappa_{\text{iso}} = \frac{n_1 n_2}{n_1 + n_2 - i\xi n_1 n_2}, \quad (7)$$

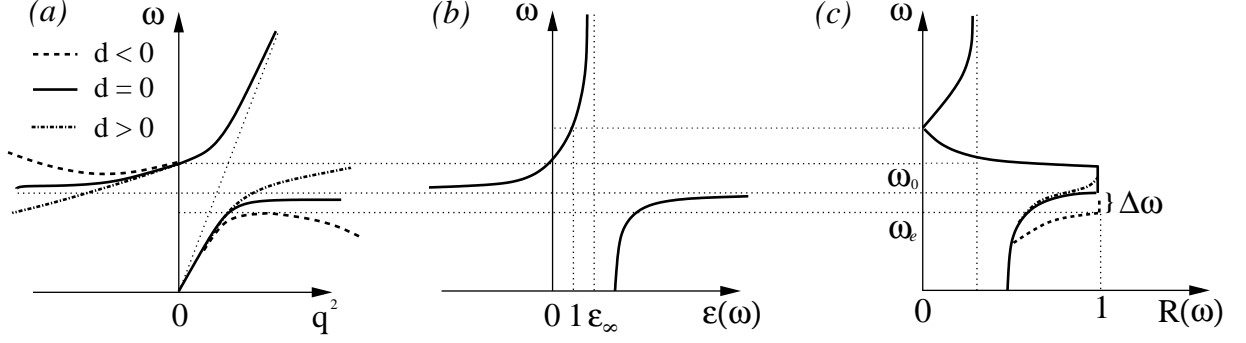


FIG. 3: (a) Polariton dispersion relation $\omega(q^2)$ for different crystal dispersion d , where $q^2 > 0$ ($q^2 < 0$) corresponds to propagating (decaying) modes. (b) Dielectric function $\epsilon(\omega)$ in the absence of spatial dispersion. (c) Reflectivity $R(\omega)$ of the phonon band. In the region $\Delta\omega/\omega_0 = (\omega_0 - \omega_e)/\omega_0 \sim s/\lambda$ near ω_0 the lineshape is affected by spatial dispersion, but the amplitude $1 - R_{\min}$ of the dip away from this frequency region is not modified.

in the isotropic system near the extremal frequencies $\omega_{e,i}$ (ABC for P_x) with the parameter $\xi = l\omega/c = s/2\lambda \sim 10^{-5}$. Similarly, for the anisotropic plasmon with the incident field \mathbf{E} in the xz -plane³ (ABC for P_z), we get

$$\kappa_{\text{aniso}} = \frac{1}{\epsilon_a \cos \theta} \frac{n_1 n_2}{n_1 + n_2 - i\xi n_1 n_2}. \quad (8)$$

The above expressions for κ enter the reflectivity R , see Eq. (6). The difference in Eqs. (7), (8) arises from the anisotropy $\epsilon_a \neq \epsilon_c$ in the plasmon system, which can suppress the value of κ for a strong anisotropy $|\epsilon_a| \gg 1$. Away from $\omega_{e,i}$, where $|n_1| \ll |n_2|$, Eq. (7) reduces to $\kappa_{\text{iso}} = n_1$ and Eq. (8) to $\kappa_{\text{aniso}} = n_1/(\epsilon_a \cos \theta)$, i.e. the usual Fresnel theory is recovered and the smaller (light like) refraction index determines the optical properties.

For $d < 0$, in a frequency interval $\Delta\omega/\omega_0 \sim \sqrt{|d|}s/\lambda \sim \xi$ below ω_e , where $n_1 \approx -n_2$ and the group velocity v_{gz} vanishes, the standard Fresnel theory is invalid and small length scales, which enter the reflectivity R via the parameter ξ , are relevant. Note that at ω_e , where the (positive) solutions q_p^2 of Eq. (2) merge (cf. Fig. 1) and $n_1 = -n_2$ due to causality, κ_{iso} in Eq. (7) is purely imaginary and thus $R = 1$, see Eq. (6). Slightly away from ω_e , the amplitudes $1 - R_{\min}$ of the dip for isotropic phonons and anisotropic plasmons equal to $(1 + \xi^2)^{-1} \approx 1$ and $2/((1 + \epsilon_a^2 \xi^2 \cos^2 \theta)^{1/2} + 1) < 1$, respectively. As $\epsilon_a \xi \sim O(1)$, $1 - R_{\min}$ is significantly suppressed in the anisotropic system, while $\xi \ll 1$ is negligible for the isotropic one. In addition, the band edge near ω_e is slightly shifted to lower frequencies in comparison with the dispersionless theory, $(\omega_0 - \omega_e)/\omega_0 \sim \xi$ (Figs. 3, 4).

For $d > 0$ near ω_i and above ω_0 , one solution k^2 of Eq. (2) is positive, Fig. 3(a), and thus creates a tail, where $R < 1$ instead of $R = 1$, see Fig. 4. The difference in reflectivity between normal and anomalous phonon dispersion for damping $\rho/\omega_0 \sim \xi$ is $\sim 1\%$ near the band edge ω_0 , see Fig. 3(a).

These effects on the phonon lineshape in the reflectivity R are small and, in particular, the amplitude $1 - R_{\min}$ of the dip above ω_0 is hardly affected, see Fig. 3(c). In

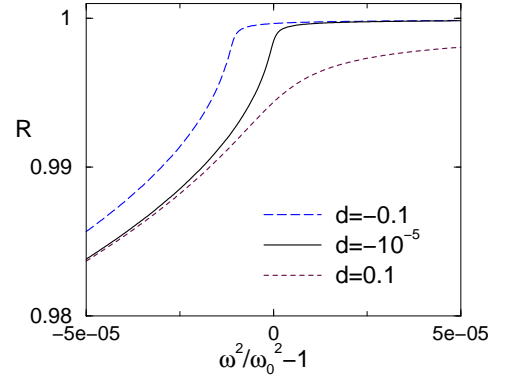


FIG. 4: Lineshapes of the reflectivity R near the upper band edge of the lower polariton branch for phonons with different dispersion d in case of very low damping $\rho/\omega_0 \sim 10^{-6}$ ($\epsilon_\infty = 2$, $S_0 = 3$). The shift of the band edge for anomalous phonon dispersion is of the order $\Delta\omega/\omega_0 \sim \xi \sim 10^{-5}$ (distance between the solid and the dashed lines). In the region close to the phonon resonance ω_0 , where both modes n_1, n_2 are important, the lineshape depends on the sign of d .

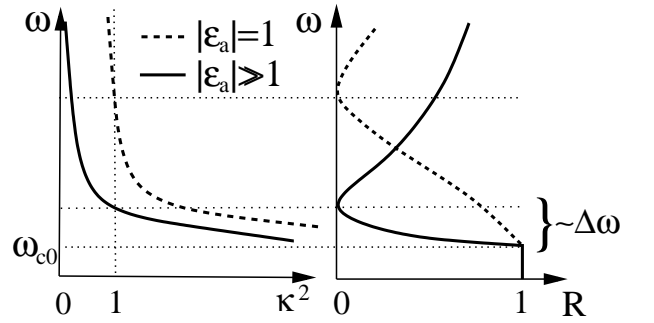


FIG. 5: Reflectivity R of the plasma band in the highly anisotropic system of Ref. 3 (schematic). The minimum R_{\min} near $\kappa = 1$ is in a frequency region $\Delta\omega/\omega_0 = (\omega - \omega_e) \sim \xi$ close to the bandedge due to the high anisotropy $|\epsilon_a| \gg 1$ and spatial dispersion *can* affect the amplitude of the dip $1 - R_{\min}$.

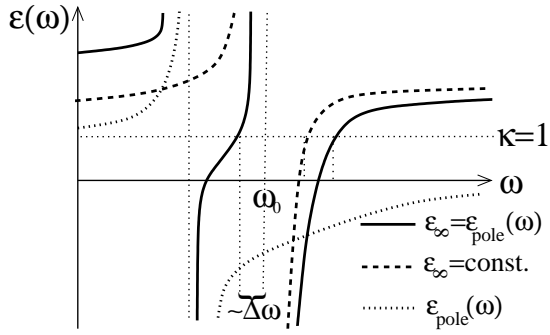


FIG. 6: Dielectric function $\epsilon(\omega)$ with usual background dielectric constant $\epsilon_\infty \sim 1$ and in the presence of a background mode $\epsilon_\infty = \epsilon_{\text{pole}}(\omega)$. In the latter case the minimum R_{min} at $\kappa = 1$ is shifted to the critical region of size $\Delta\omega/\omega_0 = (\omega_e - \omega_0)/\omega_0 \sim \xi$ around the pole ω_0 (cf. Fig. 2), where spatial dispersion can affect the optical properties.

comparison with the anisotropic plasmon, where a strong dependence of the dip amplitude on spatial dispersion was reported³, we seek to identify the crucial difference to the present system and under what circumstances such an effect might appear in the phonon system.

Firstly, we conclude from Eq. (4) that in an anisotropic system ($\epsilon_a \neq \epsilon_c$) a pole in $q^2 \sim n^2 = \epsilon_a - (\epsilon_a/\epsilon_c) \sin^2 \theta$ like in Fig. 2 is created in oblique incidence ($\theta \neq 0$) at the zero of ϵ_c in a similar way as it appears in the isotropic case at the pole of $\epsilon(\omega)$. More importantly, the *strong* anisotropy $|\epsilon_a| \gg 1$ ($\sim 10^4$ for JPR) of the order $\sim 1/\xi$ suppresses the value of κ_{aniso} in Eq. (8), such that the dip in R near $\kappa = 1$ is close to the bandedge and thus in the frequency range $\Delta\omega/\omega_0 \sim \xi$ near the special points $\omega_{e,i}$ (Fig. 2), where spatial dispersion is relevant (Fig. 5).

Guided by this observation, we find significant effects on the dip amplitude $1 - R_{\text{min}}$ for the isotropic phonon, if the minimum in R is within the frequency interval $\Delta\omega/\omega_0 \sim s/\lambda$ near the pole of $\epsilon(\omega)$. This can be achieved (a) by a second background dispersionless phonon, $\epsilon_\infty \rightarrow \epsilon_{\text{pole}}(\omega) = \epsilon_\infty + S_b \omega_b^2 / (\omega^2 - \omega_b^2 - i\rho_b \omega)$, which is sufficiently close to ω_0 , $(\omega_0 - \omega_b)/\omega_0 \sim s/\lambda \sim \xi$, i.e. $|\epsilon_{\text{pole}}(\omega_0)| \sim 1/\xi \gg 1$ and creates an additional dip in R , see Fig. 6, or similarly (b) in extreme oblique incidence ($\theta \approx \pi/2 - \xi^{1/2}$), where the dispersionless $\kappa = n/\epsilon \cos \theta = (\epsilon - \sin^2 \theta)^{1/2} / \epsilon \cos \theta$ is 1 at $\omega_0 + O(\xi)$.

This results in significant differences in R_{min} for normal and anomalous dispersive phonon bands, if the dissipation is small, see Fig. 7. Physically the larger suppression of $1 - R_{\text{min}}$ for dispersion $d > 1$ is related to the fact that near ω_i only a single propagating mode is excited, while the other one decays into the crystal. This effect is of order unity and the dip of width $\Delta\omega/\omega_0 \sim \xi$ in R can be resolved in optical phonon spectra⁷.

In conclusion, for isotropic phonons small effects for the lineshape in reflectivity due to spatial dispersion are predicted (Fig. 4). For low dissipation the dip amplitude can depend significantly on the sign of the dispersion, if the frequency of minimal reflection is in a small distance

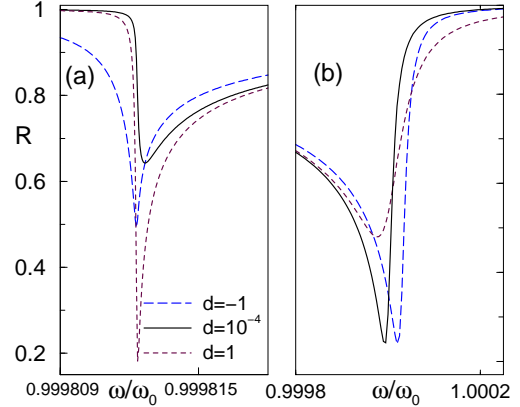


FIG. 7: Reflection amplitude R for a phonon with different dispersion d and small dissipation (a) in the presence of a dispersionless background mode $\epsilon_\infty \rightarrow \epsilon_{\text{pole}}$ ($S_b = 1$, $\epsilon_\infty = 3$, $\rho/\omega_0 \sim \rho_b/\omega_0 \sim 10^{-7} \ll \xi$) near the band edge at $\omega_b = 0.9995\omega_0$, or (b) for almost parallel incidence ($\theta \approx \pi/2 - \xi^{1/2}$, $\rho/\omega_0 \sim \xi$). In (b) for dispersion $d < 0$ the minimal reflectivity $R_{\text{min}} \simeq 0$, but the minimum is slightly shifted compared to the dispersionless model ($d \sim 0$), while for $d > 0$ the dip amplitude $1 - R_{\text{min}}$ is strongly suppressed.

$\Delta\omega/\omega_0 \sim s/\lambda$ to the dispersive resonance (Fig. 7). This can be realized in strongly anisotropic systems such as the JPR³ or in the isotropic case due to a second almost degenerate resonance or for nearly parallel incidence.

We thank I. Biaggio, L. N. Bulaevskii, L. Degiorgi and G. Montemezzani for useful discussions, and the Swiss NSF in the NCCR "MaNEP" for financial support.

¹ V.M. Agranovich and V.L. Ginzburg, *Spatial Dispersion in Crystal Optics and the Theory of Excitons*, 2nd ed. (Nauka, Moscow, 1979) [Engl. transl. (Springer, Berlin, 1984)].

² K. Henneberger, Phys. Rev. Lett. **80**, 2889 (1998); D.F. Nelson et al., *ibid.* **83**, 1263 (1999); J.L. Birman and J.J. Sein, Phys. Rev. B **6**, 2482 (1972); R. Zeyher et al., *ibid.* **10**, 1725 (1974); B. Chen and D.F. Nelson, *ibid.* **48**, 15372 (1993).

³ Ch. Helm, L.N. Bulaevskii, Phys. Rev. B **66**, 094514 (2002); L.N. Bulaevskii et al., Europhys. Lett. **58**, 415 (2002).

⁴ Ch. Helm et al., Phys. Rev. Lett. **89**, 057003 (2002);

L.N. Bulaevskii, Ch. Helm, Phys. Rev. B **66**, 174505 (2002); Ch. Helm et al., cond-mat/0304167 (unpublished).

⁵ A.A. Maradudin, E.W. Montroll, *Theory of Lattice Dynamics in the Harmonic Approximation*, 2nd ed. Academic Press, New York, 1971.

⁶ P. Brüesch, *Phonons: Theory and Experiments I*, Springer, Berlin, 1982.

⁷ L. Degiorgi, G. Montemezzani (private communication).