

# Random trading market: Drawbacks and a realistic modification

Srutarshi Pradhan

13th November 2018

Department of Physics, NTNU, Trondheim, Norway

We point out some major drawbacks in random trading market models and propose a realistic modification which overcomes such drawbacks through ‘sensible trading’. We apply such trading policy in different situations: a) Agents with zero saving factor b) with constant saving factor and c) with random saving factor –in all the cases the richer agents seem to follow power laws in terms of their wealth (money) distribution which support Pareto’s observation.

## Introduction

Pareto power law [1] in wealth distribution has become a hot topic nowadays. Since last decade physicists are putting a lot of efforts to study economic market through suitable models [2, 3, 4, 5]. They consider economic market as a multi-agent interacting system and try to analyze the market through known tools of statistical physics although in reality the economic market is much more complex and the agents are inherently different from each other–so cannot be hoped to behave similarly. To start with, a closed economy market has been considered having some money exchange interaction –the main intention is to find out the distribution of wealth (money) among the agents and to search for a suitable exchange interaction which can produce Pareto like power law distribution of wealth.

## Random trading market

The molecules in an ideal gas interact freely– and the kinetic theory finds the energy distribution among the molecules. If the agents of model market exchange their money through such free interactions –that market is called a random trading market [2]. Two types of basic random trading are possible:

## Type-I trading

Two interacting agents ( $i$  and  $j$ ) put all their money ( $m_i$  and  $m_j$ ) together. Then one agent takes a random part of the total money and rest money goes to other agent.

$$\begin{aligned}total &= m_i + m_j = m'_i + m'_j \\m'_i &= \epsilon \times total; m'_j = total - m'_i \\&\text{with } 0 \leq \epsilon \leq 1\end{aligned}$$

Here agents do not save anything and put all their money for trading. This type of trading rule results [2] Gibbs distribution of the money distribution in the market at steady state having the form:

$$P(m) \sim e^{-m/T}$$

where  $T$  is the average money (total money/total agent) of the market. Clearly this distribution is similar to the energy distribution within the molecules of ideal gas. If the agents do save some portions (fixed or random) of their money then the total money available for random trading gets reduced. We can write the general money exchange rule for two agents having money  $m_i$  and  $m_j$  and saving factors  $s_i$  and  $s_j$  respectively:

$$\begin{aligned}total &= m_i + m_j \\(tot)_{av} &= m_i(1 - s_i) + m_j(1 - s_j) \\m'_i &= (m_i \times s_i) + \epsilon \times (tot)_{av}; m'_j = total - m'_i\end{aligned}$$

For fixed saving factor ( $s_i = s_j = s$ ) we get a most probable type money distribution [2, 4] and for random saving factor ( $0 \leq s_i \leq 1$ ) the money distribution shows [5] Pareto power law with exponent  $-2$ .

## Type-II trading

Another type of trading may occur [3] when two interacting agents put same amount of money for random exchange i.e, the richer agent put an amount just equal to that of the poor agent. Then as before one agent takes a random part of the total money (available for trading) and rest money goes to other agent.

$$total = m_i + m_j = m'_i + m'_j$$

If  $m_i < m_j$

$$(tot)_{av} = 2 \times m_i$$

$$m'_i = \epsilon \times (tot)_{av}; m'_j = total - m'_i$$

If  $m_i \geq m_j$

$$(tot)_{av} = 2 \times m_j$$

$$m'_j = \epsilon \times (tot)_{av}; m'_i = total - m'_j$$

We can generalize the above scheme for two agents ( $i$  and  $j$ ) with saving factors  $s_i$  and  $s_j$  as

$$total = m_i + m_j;$$

If  $m_i < m_j$

$$(tot)_{av} = 2 \times m_i(1 - s_i)$$

$$m'_i = (m_i \times s_i) + \epsilon \times (tot)_{av}; m'_j = total - m'_i$$

If  $m_i \geq m_j$

$$(tot)_{av} = 2 \times m_j(1 - s_j)$$

$$m'_j = (m_j \times s_j) + \epsilon \times (tot)_{av}; m'_i = total - m'_j$$

## Major drawbacks

### In Type-I trading

1) The random exchange in Type-I trading market creates '*insecurity*' problem. Here richer agents put more money (beyond saving) to trade with poor agents –even with agents having no money. Therefore the richer agent always finds greater probability to loose than to gain from an exchange interaction. It may happen that the richer agent loses all his money in one interaction. Thus Type-I trading favors the poor agents and it is really a nightmare to the richer agents.

2) Type-I trading shows Pareto power law when the agents have random saving factor drawn from an interval  $0 \leq s_i \leq 1$ . But there is one important restriction that the interval has to include the value 1 (or very nearly 1). If we take an interval  $0 \leq s_i \leq 0.8$  –there will not be any robust power law –that means some agents with very high saving factor have to be present in the market who always gain money from the interactions and do not loose. Therefore to achieve Pareto power law this model pre-assigned some agents as permanent gainer –which weakens the model itself.

## In Type-II trading

Although Type-II trading seems realistic, it has a basic problem that it gradually tends toward ‘*monopoly*’ market where all money goes to a single agent making all others simply beggar. This happens because when one agent losses all his money he cannot take part in further money exchange as he does not afford some money for trade. Thus the agents having ‘zero’ money remain ‘outcast’ from the society and their number increases as the interactions go on.

## The ‘sensible trading’ scheme

We propose a ‘sensible trading’ scheme among the agents to avoid the aforesaid drawbacks. This is a mixture of Type-I and Type-II trading: Interactions follow Type-II trading with a probability  $p$  and obey Type-I trading with probability  $(1 - p)$ . Thus the general money exchange scheme for this ‘sensible’ trading appears as:

$$total = m_i + m_j = m'_i + m'_j$$

For  $r \leq p$

$$(tot)_{av} = m_i(1 - s_i) + m_j(1 - s_j)$$

$$m'_i = (m_i \times s_i) + \epsilon \times (tot)_{av}; m'_j = total - m'_i$$

For  $r > p$

If  $m_i < m_j$

$$(tot)_{av} = 2 \times m_i(1 - s_i)$$

$$m'_i = (m_i \times s_i) + \epsilon \times (tot)_{av}; m'_j = total - m'_i$$

If  $m_i \geq m_j$

$$(tot)_{av} = 2 \times m_j(1 - s_j)$$

$$m'_j = (m_j \times s_j) + \epsilon \times (tot)_{av}; m'_i = total - m'_j$$

Here  $r$  is a random number uniformly distributed between 0 and 1. Clearly when  $p = 0$  only Type-I trading is possible and when  $p = 1$  we will have Type-II trading only. Therefore we can reproduce Type-I and Type-II tradings correctly from this generalized ‘sensible trading’ scheme. The behavior of this scheme becomes interesting when  $p$  value lies in between the above extremes –so that both –Type-I and Type-II tradings play their role. We call it a ‘sensible market’ where Type-II trading dominates much over Type-I trading because Type-II has no extra risk. We observe that for  $p > 0.9$  -the market seems to approach toward ‘monopoly trend’ and for  $p \leq 0.5$  Type-I trading dominates resulting Gibbs-like free-market. Therefore we keep  $p$  values in the range  $0.5 < p \leq 0.9$  to have a ‘sensible market’.

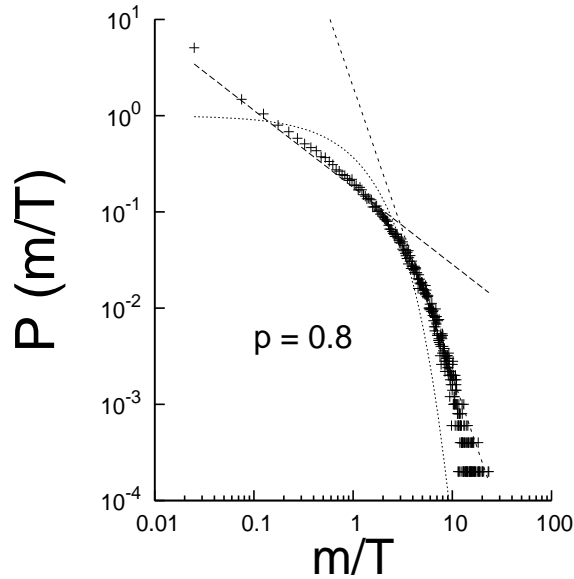
Let us discuss how does this scheme overcome the drawbacks:

1) Here the richer agents feel secured as in most of the cases they apt Type-II trading with poor agents and there is no risk to loose more.

2) If some agents loose all their money –still they can interact with others through Type-I trading (with  $1 - p$  probability) and can gain money to become richer. This resists the ‘*monopoly*’ trend and drives the system toward a steady state.

Now we are going to find (numerically) the money distributions following ‘**sensible trading**’ scheme in different situations. We choose two  $p$  values:  $p = 0.8$  and  $p = 0.9$  to make the market more sensitive. Also we choose number of agents  $N = 100$  and the average money  $T = 100$  and number of interactions = 5000000 in each case.

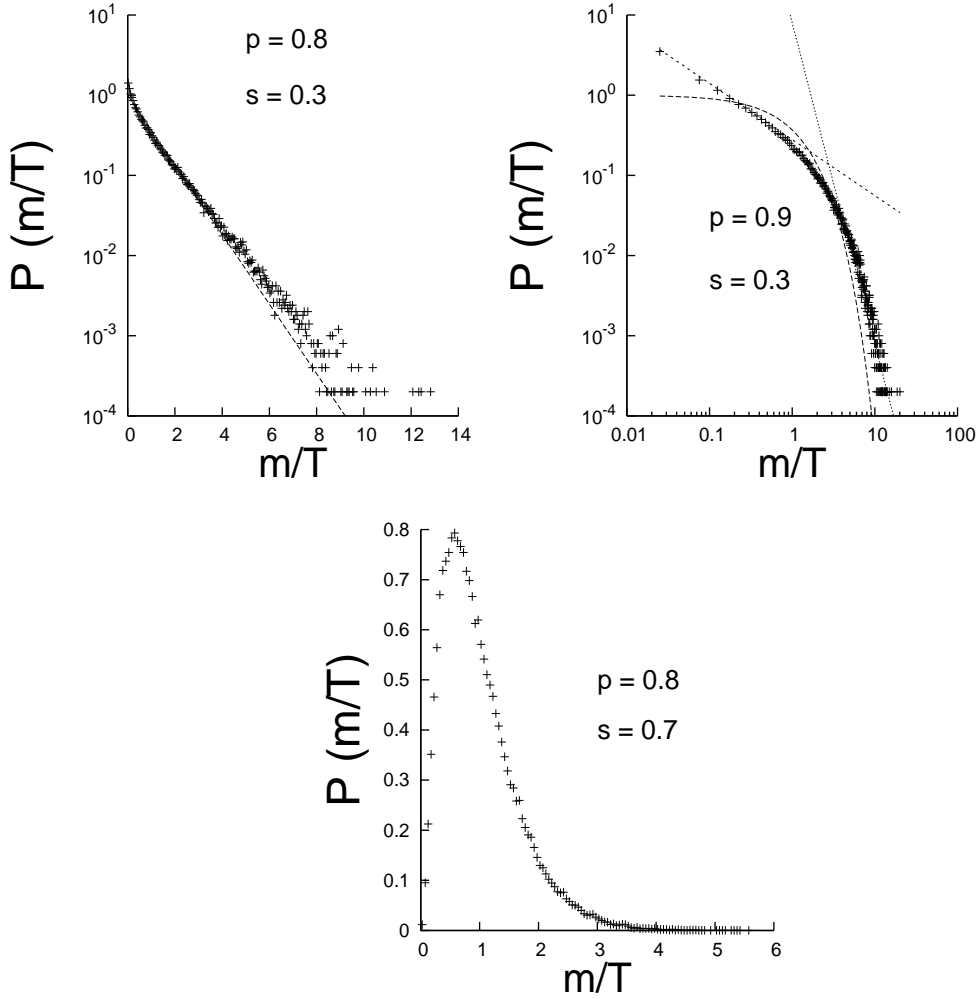
### Agents have no saving factor



**Fig. 1:** The dotted straight lines represents power laws with exponents  $-0.8$  and  $-4$  respectively. The curved dotted line is the plot of  $\exp(-m/T)$ . Averages are taken over 4000 samples.

Without any saving factor the ‘sensible’ market shows two power laws and demands that the poor agents and the richer agents obey different power law behavior. The deviation of the distribution function from the free market (Gibbs law) is prominent.

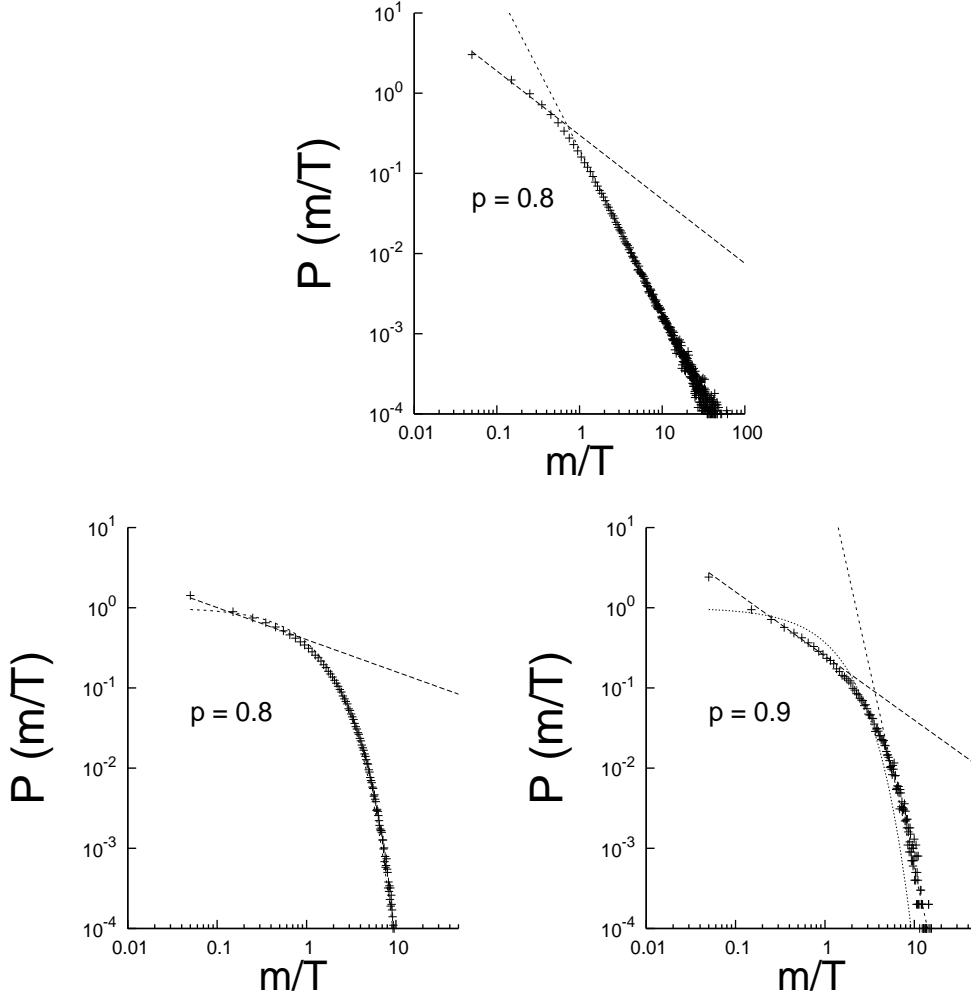
Agents have constant saving factor ( $s$ )



**Fig. 2:** The dotted straight line in first plot represents  $\exp(-m/T)$  and in second plot presents power laws with exponents  $-0.7$  and  $-4$  respectively. Averages are taken over 1000 samples.

In Gibbs like free market constant saving factor results most probable type distribution. But in the sensible market we observe that for low saving factor the distributions almost follow exponential laws and this exponential behavior deviates (some power laws appear) as we increase  $p$  values. On the other hand for high saving factor the most probable type distributions appear.

Agents have random saving factor ( $s_i$ )



**Fig. 3:** In the first plot we take  $0 \leq s_i \leq 1$  and in second and third plot that range has been reduced to  $0 \leq s_i \leq 0.8$ . The dotted lines represent power laws having different exponents: in first plot  $-0.8$  and  $-2$ , in second plot  $-0.4$  and in third plot  $-0.8$  and  $-5$ . Averages are taken over 1000 samples.

For random saving case we find two distinct power laws when the random factor is chosen from the interval  $0 \leq s_i \leq 1$ . Also the market shows power law distribution with reduced range of random factor ( $0 \leq s_i \leq 0.8$ ) as  $p$  value increases.

## Conclusions

A free market (Type-I trading) basically runs through ‘*gambling*’ and a restricted market (Type-II trading) gradually becomes a ‘*monopoly*’ market. But a careful mixing of Type-I and Type-II trading can produce a much realistic model of closed market. Such a market shows power law behavior in terms of wealth (money) distribution within agents for different situations of money exchange –therefore potentially advanced.

## References

- [1] V. Pareto, *Cours d'economic Politique* (F. Rouge, Lausanne, 1897).
- [2] M. Levy and S. Solomon, *Physica A* **242** (1997) 90; A. A. Dragulesku and V. M. Yakovenko, *Eur. Phys. J. B* **17** (2000) 723; A. A. Dragulesku and V. M. Yakovenko, *Physica A* **299** (2001) 213; A. Chakraborti and B. K. Chakrabarti, *Eur. Phys. J. B* **17** (2000) 167.
- [3] B. Hayes, *Am. Scientist* **90** (sept-Oct, 2002) 400 and the references therein.
- [4] A. Das and S. Yarlagadda , *Phys. Scr. T* **106** (2003) 39.
- [5] A. Chatterjee, B. K. Chakrabarti and S. S. Manna, *Phys. Scr. T* **106** (2003) 36; A. Chatterjee, B. K. Chakrabarti and S. S. Manna, *Physica A* **335** (2004) 155.