

Hedging LIBOR Derivatives in a Field Theory Model of Interest Rates

Belal E. Baaquie, Cui Liang

Department of Physics, National University of Singapore

Kent Ridge Singapore 117542

and

Mitch C. Warachka

School of Business, Singapore Management University

Singapore 178899

Abstract

We investigate LIBOR-based derivatives using a parsimonious field theory interest rate model capable of instilling imperfect correlation between different maturities. Delta and Gamma hedge parameters are derived for LIBOR Caps against fluctuations in underlying forward rates. An empirical illustration of our methodology is conducted to demonstrate the influence of correlation on the hedging of interest rate risk.

1 Introduction

LIBOR-based derivatives such as Caps and Floors are important financial contracts involving a sequence of quarterly payments ranging from one to ten years. Consequently, pricing and hedging such derivatives requires the modeling of multiple LIBOR rates.

In an economy where LIBOR rates are perfectly correlated across different maturities, a single volatility function is sufficient. However, non-parallel movements in the LIBOR term structure introduce an important complication. To reduce the number of necessary inputs, volatility parameters within certain time intervals are often assumed to be identical. However, this assumption represents a serious compromise, and longer maturity options still require a large number of volatility parameters even after such aggregation.

In light of this issue, we utilize field theory models introduced by Baaquie [1] to instill imperfect correlation between LIBOR maturities as a parsimonious alternative to the existing theory. We derive the corresponding hedge parameters for LIBOR Caplets for applications to risk management. We then demonstrate the ease with which our formulation is implemented and the implications of correlation on the hedge parameters.

Hedge parameters that minimize the risk associated with a finite number of random fluctuations in the forward interest rates is provided in Baaquie, Srikant, and Warachka [2]. Previously, field theory research has focused on applications involving traditional Heath, Jarrow, and Morton [10] forward interest rates, and on the pricing of LIBOR-based derivatives as is Baaquie [4]. This paper extends the concept of stochastic Delta hedging developed in Baaquie [1] to the hedging of LIBOR derivatives.

The remainder of this paper begins with a review of the field theory model for pricing

LIBOR derivatives. Section 3 then investigates their corresponding hedge parameters, while Section 4 details their empirical implementation. The conclusion follows in Section 5.

2 Field Theory Model

The introduction of imperfect correlation between all underlying LIBOR rates is accomplished by the specification of a propagator for interest rate dynamics. In terms of notation, $L(t, T)$ denotes the LIBOR rate at the current time t between time T and $T + \ell$ in the future where $\ell = 1/4$ year denotes the standard 3-month time interval between payoffs.

Since forward rates are the basis for LIBOR rates, we first detail the Lagrangian underlying the evolution of forward rates. Let $A(t, x)$ be a two dimensional field driving the evolution of forward rates $f(t, x)$ through time

$$\frac{\partial f(t, x)}{\partial t} = \alpha(t, x) + \sigma(t, x)A(t, x) \quad (1)$$

where $\sigma(t, x)$ and $\alpha(t, x)$ denote their volatility and drift velocity respectively.

Following Baaquie and Bouchaud [3], the Lagrangian of the field is defined by three parameters, namely μ λ and η .

Definition 2.1 *The Lagrangian which describes the evolution of instantaneous forward rates equals*

$$\mathcal{L}[A] = -\frac{1}{2} \left\{ A^2(t, z) + \frac{1}{\mu^2} \left(\frac{\partial A(t, z)}{\partial z} \right)^2 + \frac{1}{\lambda^4} \left(\frac{\partial^2 A(t, z)}{\partial^2 z} \right)^2 \right\}, \quad (2)$$

where psychological future time is defined by $z = (x - t)^\eta$.

The Lagrangian in Definition 2.1 contains a squared Laplacian term that describes the stiffness of the forward rate curve. Baaquie and Bouchaud [3] demonstrate that this formulation is empirically able to account for the phenomenology of interest rate dynamics. Ultimately, our pricing formulae for Caps and Floors stems from a volatility function and correlation parameters μ , λ and η contained in the propagator, as well as the initial term structure.

These forward rate dynamics are ultimately invoked for the pricing of Caps and Floors after expressing derivatives on interest rates in terms of their counterparts on bonds.

2.1 LIBOR Dynamics

The following is the relationship between the forward interest rates and the LIBOR term structure

$$L(t, T) = \frac{e^{\int_T^{T+\ell} dx f(t, x)} - 1}{\ell}. \quad (3)$$

In the original Heath, Jarrow, and Morton model [10], the martingale measure is defined by discounting Treasury Bonds denoted $B(t, T)$ by the money market account $R(t, t_*)$, defined as

$$R(t, t_*) = e^{\int_t^{t_*} r(t) dt}, \quad (4)$$

for the spot rate of interest denoted $r(t)$. In contrast, in this paper all computations are carried out using the LIBOR measure for which LIBOR rates evolve as martingales. In other words, for $t_* > t$

$$L(t, T_n) = E_L [L(t_*, T_n)]. \quad (5)$$

Following the material in Baaquie [4], the drift $\alpha_L(t, x)$ that corresponds to the LIBOR

martingale condition is given by

$$\alpha_L(t, x) = -\sigma(t, x) \int_{T_n}^x dx' D(x, x'; t) \sigma(t, x') \quad ; \quad T_n \leq x < T_{n+\ell}. \quad (6)$$

As proved in Baaquie [4], a money market numeraire entails more complex calculations but arrives at identical prices if one instead uses the LIBOR measure. For the remainder of this paper, the subscript of L is suppressed with all expectations performed under the LIBOR measure.

2.2 Pricing an Individual Caplet

The existing literature justifies the Black model for pricing Caps and Floors by modifying risk neutral Heath, Jarrow, and Morton [10] forward rates to yield LIBOR dynamics under the forward measure. Brace, Gatarek, and Musiela [7] is the seminal paper in this area, with additional details found in Musiela and Rutkowski [12].

We review the field theory pricing formula for a Caplet for both a general volatility function $\sigma(t, T)$ and propagator $D(x, x'; t)$ underlying risk neutral forward rates. Denote the principal amount of the Cap as V . If the Caplet is exercised at time T , the payment is made in arrears at time $T + \ell$. Hence the payoff function at time $T + \ell$ is given by

$$g(T + \ell) = \ell V (L(T, T) - K)_+ \quad (7)$$

where K denotes the strike rate of the Caplet. Note that before discounting the payoff at time T , we first discount from $T + \ell$ back to time T . The entire expression for the

Caplet price is given by

$$Caplet(t, T) = B(t, T)E_{[t, T]} [B(T, T + \ell)g(T + \ell)] \quad (8)$$

$$= \left[\frac{V}{X} \right] B(t, T)E_{[t, T]} \left[\left(X - e^{-\int_T^{T+\ell} dx f(T, x)} \right)_+ \right] \quad (9)$$

according to equation (3) and for $X \equiv 1/(1 + \ell K)$. Observe that invoking the forward measure involves multiplying by the bond $B(t, T)$ with the only random forward rate term structure from T to $T + \ell$. Then,

$$Caplet(t, T) = \int_{-\infty}^{+\infty} dG \Psi(G, T, T + \ell) (X - e^{-G})_+ \quad (10)$$

where, as the derivation in Baaquie [1], $\Psi(G, T, T + \ell)$ equals

$$\left[\frac{V}{X} \right] B(t, T) \sqrt{\frac{1}{2\pi q^2(T-t)}} \exp \left\{ -\frac{1}{2q^2(T-t)} \left(G - \int_T^{T+\ell} dx f(t, x) - \frac{q^2(T-t)}{2} \right)^2 \right\}. \quad (11)$$

The above result leads to the next proposition for Caplet pricing.

Proposition 2.1 *The price of a Caplet with strike K which matures at time T equals*

$$Caplet(t, T, T + \ell) = \left[\frac{V}{X} \right] B(t, T) [XN(d_+) - FN(d_-)] \quad (12)$$

for $X = \frac{1}{1+\ell K}$, $B(t, T) = \frac{1}{1+\ell L(t, T)}$, and the following definitions

$$\begin{aligned} F &= \frac{1}{1 + \ell L(t, T)} \\ d_{\pm} &= \frac{1}{q\sqrt{T-t}} \left[\ln \left(\frac{F}{X} \right) \pm \frac{q^2(T-t)}{2} \right] \\ q^2 &= \frac{1}{T-t} \int_t^T d\tilde{t} \int_T^{T+\ell} dx dx' \sigma(\tilde{t}, x) D(x, x'; \tilde{t}) \sigma(\tilde{t}, x'). \end{aligned} \quad (13)$$

Observe that the propagator for forward rates are elements of the Caplet price. The price of an at-the-money Caplet is then defined for $X = F$, which yields $d_{\pm} = \pm \frac{q\sqrt{T-t}}{2}$,

implying an associated price of

$$Caplet(t, T, T + \ell) = VB(t, T) [N(-d_-) - N(-d_+)] \quad (14)$$

$$= VB(t, T) \left[N\left(\frac{q\sqrt{T-t}}{2}\right) - N\left(-\frac{q\sqrt{T-t}}{2}\right) \right]. \quad (15)$$

3 Hedging

This section details the implications of our field theory model on hedging LIBOR derivatives. The impact of correlation is examined in the context of the residual variance and the Delta hedge parameter for a portfolio. In particular, the more practical Stochastic Delta hedging technique is given in Subsection 3.2.

A portfolio $\Pi(t)$ composed of a $Cap(t, t_*, T)$ ¹ and N LIBOR futures contracts, with the futures chosen to ensure fluctuations in the value of the portfolio are minimized, is studied. This portfolio equals

$$\Pi(t) = Cap(t, t_*, T) + \sum_{i=1}^N n_i(t) \mathcal{F}(t, T_i), \quad (16)$$

where $n_i(t)$ represents the hedge parameter for the i^{th} futures contract included in the portfolio. The LIBOR futures and Cap prices are denoted by

$$\mathcal{F}(t, T_i) = V[1 - \ell L(t, T_i)] \quad (17)$$

$$Cap(t, t_*, T) = \tilde{V}B(t, T) \int_{-\infty}^{+\infty} \frac{dG}{\sqrt{2\pi q_*^2}} e^{-\frac{1}{2q_*^2} \left(G - \int_T^{T+\ell} dx f(t, x) - \frac{q_*^2}{2} \right)^2} (X - e^{-G})_+ \quad (18)$$

where for the midcurve Cap, we have

$$q_*^2 = \frac{1}{t_* - t} \int_t^{t_*} d\tilde{t} \int_{t_*}^{t_*+\ell} dx dx' \sigma(\tilde{t}, x) D(x, x'; \tilde{t}) \sigma(\tilde{t}, x'). \quad (19)$$

¹This is a more general expression for a Cap referred to as the midcurve Cap.

From equation (16), we have

$$\Pi(t) = Cap(t, t_*, T) + V \sum_{i=1}^N n_i(t)(1 - \ell L(t, T_i)).$$

For the sake of brevity, we suppress $V \sum_{i=1}^N n_i$ in the above equation, which is irrelevant for hedging, and change the negative sign before the LIBOR futures to positive as follows

$$\begin{aligned} \Pi(t) &= Cap(t, t_*, T) + V \sum_{i=1}^N n_i(t) \ell L(t, T_i) \\ &= Cap(t, t_*, T) + V \sum_{i=1}^N n_i(t) \left(e^{\int_{T_i}^{T_i+\ell} f(t,x)} - 1 \right). \end{aligned} \quad (20)$$

3.1 Residual Variance

Hedging a Cap denoted $Cap(t, T)$ using LIBOR futures contracts can be accomplished by minimizing the residual variance of the hedged portfolio. It is the instantaneous *change* in the portfolio value that is stochastic. Therefore, the volatility of this change is computed to ascertain the efficacy of the hedge portfolio.

The variance of the portfolio change, $Var \left[\frac{d\Pi(t)}{dt} \right]$, equals

$$\begin{aligned} &Var \left[\frac{dCap(t, T)}{dt} \right] + Var \left[\sum_{i=1}^N n_i \frac{dL(t, T_i)}{dt} \right] \\ &+ \sum_{i=1}^N n_i Var \left[\left\langle \frac{dCap(t, T)}{dt}, \frac{dL(t, T_i)}{dt} \right\rangle - \left\langle \frac{dCap(t, T)}{dt} \right\rangle \left\langle \frac{dL(t, T_i)}{dt} \right\rangle \right]. \end{aligned} \quad (21)$$

The detailed calculation for determining the hedge parameters and portfolio variance is carried out in the Appendix. As in Baaquie, Srikant, and Warachka [2], the following notation is introduced for simplicity

$$\begin{aligned} K_i &= \chi \hat{L}(t, T_i) \int_T^{T+\ell} dx \int_{T_i}^{T_i+\ell} dx' \sigma(t, x) \sigma(t, x') D(x, x'; t), \\ M_{ij} &= \hat{L}(t, T_i) \hat{L}(t, T_j) \int_{T_i}^{T_i+\ell} dx \int_{T_j}^{T_j+\ell} dx' \sigma(t, x) \sigma(t, x') D(x, x'; t). \end{aligned} \quad (22)$$

Equation (22) allows the residual variance in equation (50) to be succinctly expressed as

$$\chi^2 \int_T^{T+\ell} dx \int_T^{T+\ell} dx' \sigma(t, x) \sigma(t, x') D(x, x'; t) + 2 \sum_{i=1}^N \Delta_i K_i + \sum_{i=1}^N \sum_{j=1}^N \Delta_i \Delta_j M_{ij} \quad (23)$$

which contains covariance terms. When at-the-money, the value of χ below facilitates our empirical estimation of the model in Section 4

$$\begin{aligned} \chi &= -VB(t, T) \int_{-\infty}^{+\infty} \frac{dG}{\sqrt{2\pi q^2}} \frac{1}{q^2} \left(G - \int_T^{T+\ell} dx f(t, x) - \frac{q^2}{2} \right) \\ &\quad \times \left\{ e^{-\frac{1}{2q^2} \left(G - \int_T^{T+\ell} dx f(t, x) - \frac{q^2}{2} \right)^2} (X - e^{-G})_+ \right\} \\ &= VB(t, T) \left\{ \frac{1}{\sqrt{2\pi q^2}} e^{-1/2d_+^2} + \left(\frac{1 + \ell K}{1 + \ell L} \right) \left[-\frac{1}{\sqrt{2\pi q^2}} e^{-1/2d_-^2} + N(d_-) \right] \right\} \quad (24) \end{aligned}$$

where $d_{\pm} = (\ln \frac{X}{F} \pm q^2/2) / q$. The value of χ for an at-the-money options yields $d_{\pm} = \pm q/2$ which implies

$$\chi(t, T)|_{\text{at-the-money}} = VB(t, T) N(d_-). \quad (25)$$

Observe that the residual variance depends on the correlation between forward rates described by the propagator. Ultimately, the effectiveness of the hedge portfolio is an empirical question since perfect hedging is not possible without shorting the original bond. This empirical question is addressed in Section 4 when the propagator is calibrated to market data.

Hedge parameters n_i that minimize the residual variance in equation (23) are

$$n_i = - \sum_{j=1}^N K_j M_{ij}^{-1}. \quad (26)$$

These parameters represent the optimal amounts of the futures contracts to include in the hedge portfolio.

Equation (26) is proved by differentiating equation (23) with respect to n_i and subsequently solving for its value. The variance of the hedged portfolio in equation (27) is

proved by substituting the result of equation (26) into equation (23)

$$V_R = \chi^2 \int_T^{T+\ell} dx \int_T^{T+\ell} dx' \sigma(t, x) \sigma(t, x') D(x, x'; t) - \sum_{i=1}^N \sum_{j=1}^N K_i M_{ij}^{-1} K_j \quad (27)$$

which declines monotonically as N increases.

The residual variance in equation (27) enables the effectiveness of the hedge portfolio to be evaluated. Therefore, equation (27) is the basis for studying the impact of including different LIBOR futures contracts in the hedge portfolio. For $N = 1$, a single maturity T_i is evaluated, and the residual variance in equation (27) reduces to

$$\chi^2 \int_T^{T+\ell} dx \int_T^{T+\ell} dx' \sigma(t, x) \sigma(t, x') D(x, x'; t) - \left(\frac{\left(\int_T^{T+\ell} dx \int_{T_1}^{T_1+\ell} dx' \sigma(t, x) \sigma(t, x') D(x, x'; t) \right)^2}{\int_{T_1}^{T_1+\ell} dx \int_{T_1}^{T_1+\ell} dx' \sigma(t, x) \sigma(t, x') D(x, x'; t)} \right). \quad (28)$$

The second term in equation (28) represents the reduction in variance attributable to the hedge portfolio. To obtain the HJM limit, the propagator is constrained to equal one, reducing the residual variance V_R in equation (28)

$$\chi^2 \left[\left(\int_T^{T+\ell} dx \sigma(t, x) \right)^2 - \left(\frac{\left(\int_T^{T+\ell} dx \int_{T_1}^{T_1+\ell} dx' \sigma(t, x) \sigma(t, x') \right)^2}{\int_{T_1}^{T_1+\ell} dx \sigma(t, x) \sigma(t, x')} \right) \right] \quad (29)$$

to zero. This HJM limit is consistent with our intuition that the residual variance is identical zero for any LIBOR maturity since all forward rates are perfectly correlated. This result is also shown empirically in Section 4. However, results from hedging with two LIBOR futures contracts in HJM model are not presented since one degree of freedom cannot be hedged with two instruments. Indeed, in this circumstance, M_{ij}^{-1} is singular.

3.2 Stochastic Hedging

Residual variance enables us to control the effectiveness of the hedging procedure. However, instead of only hedging downward movements in the Cap price, residual variance

operates on all forward rate fluctuations, including those that increase the portfolio's value. For this reason, we study stochastic hedging which is more practical since we can decide which forward rates to hedge against.

Stochastic hedging of interest rate derivatives has been introduced by Baaquie [1], where the specific case of hedging Treasury Bonds is considered in detail. We focus on applying this technique to the hedging of a LIBOR Cap. Consider the hedging of a Cap against fluctuations in the forward rate $f(t, x)$. A portfolio $\Pi(t)$ composed of a $Cap(t_0, t_*, T)$ and one LIBOR futures contract is studied.

As in equation (20), we set $N = 1$ to obtain

$$\Pi(t) = Cap(t, t_*, T) + Vn_1(t) \left(e^{\int_{T_1}^{T_1+\ell} f(t,x)} - 1 \right).$$

The portfolio is required to be independent of small changes in the forward rate. Thus, Delta hedging this portfolio requires

$$\frac{\delta}{\delta f(t, x)} \Pi(t) = 0. \tag{30}$$

In field theory, for each time t , there are infinitely many random variables driving forward rates, and one can never exactly Delta hedge by satisfying equation (30). The best alternative is to Delta hedge on average, and this scheme is referred to as stochastic Delta hedging as detailed in Baaquie [1]. To implement stochastic Delta hedging, one considers the conditional expectation value of the portfolio $\Pi(t)$, conditioned on the occurrence of some specific value of the forward rate $f_h \equiv f(t, x_h)$, namely $E[\Pi(t)|f(t, x_h)]$. Define the conditional probability of a Cap and a LIBOR futures by

$$\tilde{C}ap(t, t_*, T; f_h) = E[Cap(t, t_*, T)|f_h] \tag{31}$$

$$\tilde{L}(t, T_1; f_h) = E[L(t, T_1)|f_h].$$

From Baaquie [1] and equation (11), we have the conditional probability of a Cap given by

$$\begin{aligned} \tilde{C}ap(t, t_*, T; f_h) &= \tilde{V} \int_{-\infty}^{\infty} dG \{ (x - e^G)_+ \Psi(G|f_h) \} \\ \Psi(G|f_h) &= \frac{\int_{-\infty}^{\infty} \frac{dp}{2\pi} e^{-\frac{q_h^2}{2} p^2} e^{ip(G - \frac{q_h^2}{2})} \int Df e^{-\int_t^T f(t,x)} e^{ip \int_t^{T+l} dx f(t,x)} \delta(f(t, x_h) - f) e^S}{\int Df \delta(f(t, x_h) - f) e^S}, \end{aligned} \quad (32)$$

while the conditional probability of a LIBOR futures is

$$\begin{aligned} \tilde{L}(t, T_1; f_h) &= \int_{-\infty}^{\infty} dG e^G \Phi(G|f; t, T_1) \\ \Phi(G|f; t, T_1) &= \frac{\int Df \delta(G - \int_{T_1}^{T_1+l} f(t, x) dx) \delta(f(t, x_h) - f) e^S}{\int Df \delta(f(t, x_h) - f) e^S}. \end{aligned} \quad (33)$$

Stochastic Delta hedging is defined by approximating equation (30) as

$$\frac{\partial}{\partial f_h} E[\Pi(t)|f_h] = 0. \quad (34)$$

Hence, from equation (34), stochastic Delta hedging yields

$$n_1 = - \frac{\partial \tilde{C}ap(t, t_*, T; f_h)}{\partial f_h} / \frac{\partial \tilde{L}(t, T_1; f_h)}{\partial f_h}. \quad (35)$$

Thus, changes in the hedged portfolio $\Pi(t)$ are, on average, sensitive to fluctuations in the forward rate $f(t, x_h)$.

The conditional probability in equation (32) and equation (33) along with the hedge parameter n_1 is evaluated explicitly for the field theory description of forward rates in the Appendix which also contains the relevant notation. One should notice that nontrivial correlations appear in all the terms. The final result, from equation (55), is given by

$$n_1 = \frac{C \cdot \tilde{C}ap(t, t_*, T; f_h) - B \cdot \chi \cdot \tilde{V} \cdot \left[X N'(d_+)/Q + e^{-G_0 + \frac{Q^2}{2}} N(d_-) - e^{-G_0 + \frac{Q^2}{2}} N'(d_-)/Q \right]}{e^{G_1 + \frac{Q^2}{2}} \cdot B_1}. \quad (36)$$

As a comparison, the HJM limit is also analyzed in the Appendix.

Furthermore, one can Gamma hedge the same forward rate. To hedge against the $\partial^2\Pi(t)/\partial f^2$ fluctuations, one needs to form a portfolio with two LIBOR futures contracts that minimizes the change in the value of $E[\Pi(t)|f_h]$ by both Delta and Gamma hedging. These parameters are solved analytically, with empirical results presented in Section 4.

Suppose a Cap needs to be hedged against the fluctuations of two forward rates, namely $f(t, x_i)$ for $i = 1, 2$. The conditional probabilities for the Cap and LIBOR futures, with two forward rates fixed at $f(t, x_i) = f_i$, are

$$\begin{aligned}\tilde{Cap}(t, t_*, T; f_1, f_2) &= E[Cap(t, t_*, T)|f_1, f_2] \\ \tilde{L}(t, T_1; f_1, f_2) &= E[L(t, T_1)|f_1, f_2].\end{aligned}$$

A portfolio of two LIBOR futures contracts with different maturities $T_i \neq T$ is defined as

$$\Pi(t) = Cap(t, t_*, T) + \sum_{i=1}^N n_i(t)L(t, T_i), \quad (37)$$

where the hedging of this portfolio at instant time t is given by

$$\delta\Pi(t, f_1, f_2) = \frac{\partial\Pi}{\partial t}\delta t + \sum_{i=1}^2 \frac{\partial\Pi}{\partial f_i}\delta f_i + \frac{1}{2} \sum_{i=1}^2 \frac{\partial^2\Pi}{\partial f_i^2}\delta^2 f_i + \frac{1}{2} \frac{\partial^2\Pi}{\partial f_1\partial f_2}\delta f_1\delta f_2 + O(\epsilon^2) \quad (38)$$

with $\delta t \equiv \epsilon = 1/360$ year, while higher orders of ϵ are negligible. Furthermore, the dynamics $\dot{\Pi} = \delta\Pi/\delta t$ equal

$$\dot{\Pi}(t, f_1, f_2) = \frac{\partial\Pi}{\partial t} + \sum_{i=1}^2 \frac{\partial\Pi}{\partial f_i}\dot{f}_i + \frac{\epsilon}{2} \sum_{i=1}^2 \frac{\partial^2\Pi}{\partial f_i^2}\dot{f}_i^2 + \frac{\epsilon}{2} \frac{\partial^2\Pi}{\partial f_1\partial f_2}\dot{f}_1\dot{f}_2 + O(\epsilon). \quad (39)$$

Since $\langle \dot{f}\dot{f} \rangle \sim \frac{1}{\epsilon}$ as in Baaquie [1], $\epsilon\dot{f}_i^2 \sim 0(1) \sim \epsilon\dot{f}_1\dot{f}_2$, the second order terms are as important as the first order terms. Normal calculus retains the first order terms since ϵ is infinitesimally small. However, $\epsilon = 1$ day in our context.

The stochastic Delta hedging conditions are given by

$$\frac{\partial}{\partial f_j} E[\Pi(t)|f_1, f_2] = 0 \text{ for } j = 1, 2$$

while stochastic Gamma hedging involves

$$\frac{\partial^2}{\partial f_j^2} E[\Pi(t)|f_1, f_2] = 0 \text{ for } j = 1, 2$$

with **Cross Gamma** hedging

$$\frac{\partial^2}{\partial f_1 \partial f_2} E[\Pi(t)|f_1, f_2] = 0$$

being unique to this paper. This Cross Gamma hedging only make sense in field theory models where movements in any specific forward rate can be hedged.

One can solve the above system of N simultaneous equations to determine the N hedge parameters denoted n_i . The volatility of the hedged portfolio is reduced by increasing the number of forward interest rates being hedged.

For this portfolio, we can analytically prove that Delta hedge parameters for the two forward rates differ by a prefactor

$$\frac{\partial}{\partial f_1} E[\Pi(t)|f_1, f_2] = -\frac{A_2}{A_{12}} \frac{\partial}{\partial f_2} E[\Pi(t)|f_1, f_2] = 0 \quad (40)$$

where A_2 and A_{12} are defined in Appendix D. Therefore, Delta hedging against two forward rates can only determine the portfolio including one LIBOR futures. Furthermore, Gamma hedging two forward rates is the same except for a prefactor.

Overall, for hedging against two forward rates we are left with three independent constraints from the above six constraints. In order to study the effect of each set of constraints separately, we form portfolios which include two LIBOR futures, and adopt hedging strategies that involve more than Delta hedging to fix the two hedge parameters. The first strategy implements one Delta hedge and one Gamma hedge on one forward rate. The two hedging parameters can also be fixed by one stochastic Delta hedge and an additional Cross Gamma hedge.

All of these hedge strategies are evaluated explicitly in the Appendix. Intuitively, we expect the portfolio to be hedged more effectively with the inclusion of the Cross Gamma parameter. Generally speaking, the field theory framework allows us to form portfolios that include more LIBOR futures and hedge against any number of forward rates.

Until now, we obtained the parameter for each choice of the LIBOR futures and forward rates being hedged. Furthermore, we can minimize the following

$$\sum_{i=1}^N |n_i| \tag{41}$$

to find the *minimum* portfolio. This additional constraint finds the most effective futures contracts, where effectiveness is measured by requiring the smallest amount of contracts.

In general, stochastic Delta hedging against N forward rates for large N is complicated, and closed-form solutions are difficult to obtain.

4 Empirical Implementation

This section illustrates the implementation of our field theory model and provides preliminary results for the impact of correlation on the hedge parameters. The correlation parameter for the propagator of LIBOR rates is estimated from historical data on LIBOR futures and at-the-money options. We calibrate the term structure of the volatility, $\sigma(\theta)$, (see [8], [9]) and the propagator with the parameters λ and μ as in Baaquie and Bouchaud [3]. All the empirical results showed below are calculated from the derivation expressed in this paper.

4.1 Empirical Results on Residual Variance

The reduction in variance achievable by hedging a Cap with LIBOR futures is the focus of this section. The portfolio

$$\Pi(t) = Cap(t, t_*, T) + \sum_{i=1}^N n_i(t) \mathcal{F}(t, T_i)$$

is considered with $Var \left[\frac{d\Pi(t)}{dt} \right]$ being minimized. The residual variance for hedging a 1 and 4 year Cap with a LIBOR futures is shown in Fig. 1, along with its HJM counterpart.

Observe that the residual variance drops to exactly zero when the same maturity LIBOR futures is used to hedge the Cap.

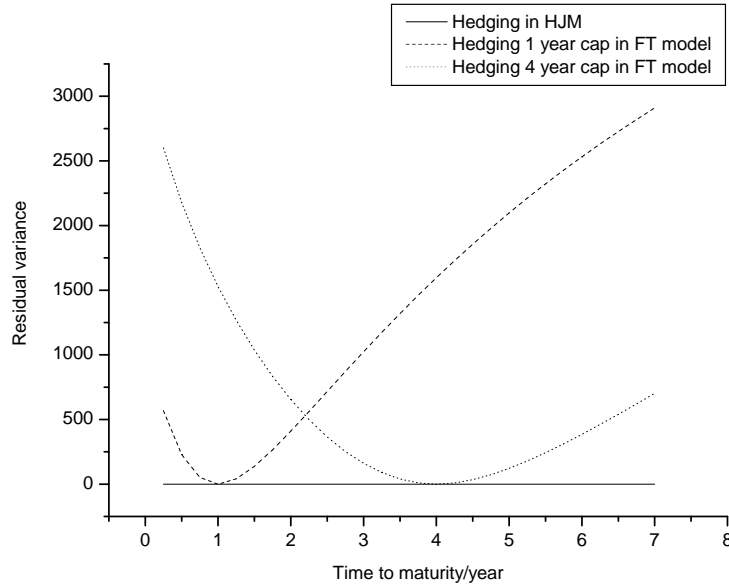


Figure 1: *Residual variance* $Var \left[\frac{d\Pi(t)}{dt} \right]$ for a one and four year Cap versus LIBOR futures maturity T_1 used to hedge portfolio $\Pi(t) = Cap(t, t_*) + n_1(t) \mathcal{F}(t, T_1)$.

By considering the changes of residual variance with respect of parameters λ and μ , we find the neighboring points create no disparities, at least one cannot tell which offers the better hedge. An explanation of this is effect is that forward rates with similar maturities are strongly correlated. Furthermore, the HJM residual variance for both hedging a 1

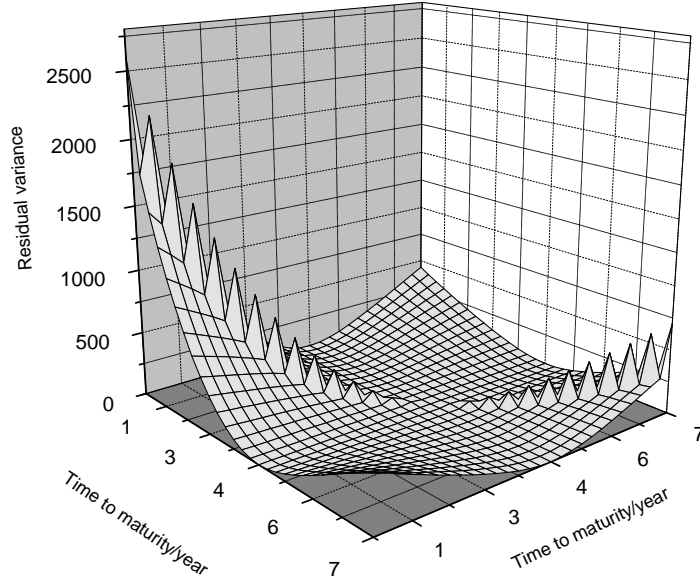


Figure 2: Residual variance $Var \left[\frac{d\Pi(t)}{dt} \right]$ for a four year Cap versus two LIBOR futures maturities T_i used to hedge $\Pi(t) = Cap(t, 4) + \sum_{i=1}^2 n_i(t)\mathcal{F}(t, T_i)$.

year and 4 year Cap are identical to the residual variance=0 axis. This is consistent with our analytical result in equation (29).

The residual variance for hedging a 4 year Cap with two LIBOR futures is provided in Fig. 2. It is interesting to note that hedging with two instruments, even with similar maturities, entails a significant decrease in residual variance compared to hedging with one futures. This is illustrated in Fig. 2 where $\theta = \theta'$ represents hedging with one LIBOR futures. The residual variance in this situation is higher than the nearby points, and increases in a discontinuous manner.

4.2 Empirical Results on Stochastic Hedging

Stochastic hedging mitigates the risk of fluctuations in specified forward rates. The focus of this section is on the stochastic hedge parameters n_i , with the best strategy chosen to

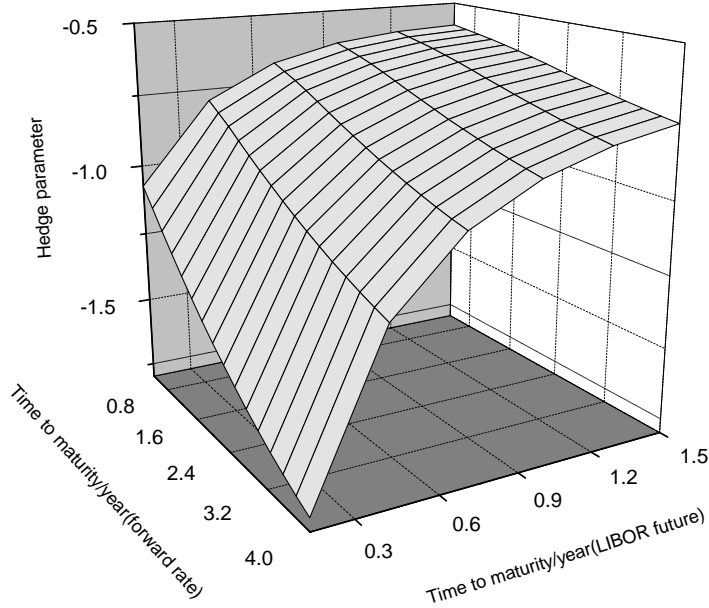


Figure 3: *Hedge parameter n_1 for stochastic Delta hedging of $Cap(t, 1, 4)$ using LIBOR futures maturity T_1 and forward rate maturity x_h involving $\Pi(t) = Cap(t, 1, 4) + n_1(t)\mathcal{F}(t, T_1)$.*

ensure the LIBOR futures portfolio involves the smallest possible long and short positions since $\sum_{i=1}^N |n_i|$ is minimized.

4.2.1 Hedging in Field Theory Models Compared to HJM

The comparison is carried out in the simplest portfolio where one forward rate is hedged by one LIBOR futures, with a detailed empirical study in Subsection 4.2.2. As an illustration, Fig. 3 plots the hedge parameter n_1 in our field theory model against the LIBOR futures maturity T_1 , and the forward rate maturity x_h being hedged. One advantage of the field theory model is that, in principle, a hedge strategy against the movements of infinitely many correlated forward rates is available. To illustrate the contrast between our field theory model and a single-factor HJM model, we plot the identical hedge portfolio as above when $D = 1$, which has been shown to be the HJM limit of field theory models.

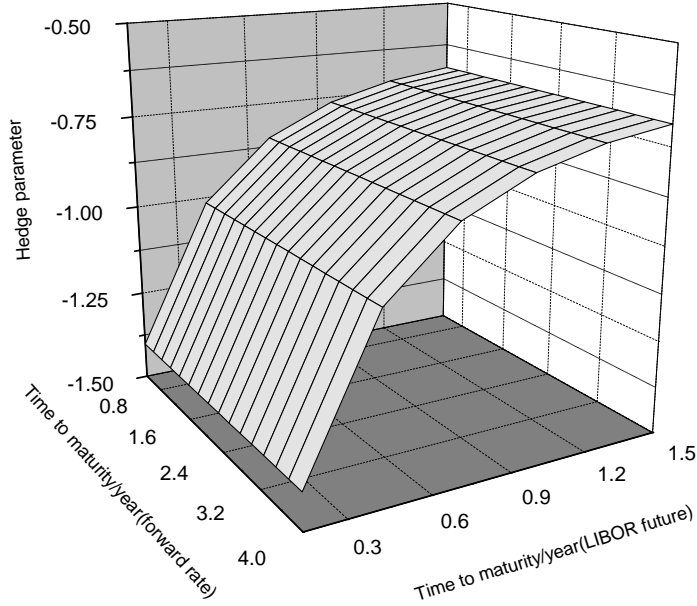


Figure 4: Hedge parameter n_1 for stochastic hedging of $Cap(t, 1, 4)$ using LIBOR futures maturity T_1 and forward rate maturity x_h in the HJM limit of $D = 1$ (forward rates perfectly correlated) involving $\Pi(t) = Cap(t, 1, 4) + n_1(t)\mathcal{F}(t, T_1)$.

From Fig. 4, for the HJM limit, the hedge parameter n_1 is invariant to the forward rate maturity x_h , which is expected since all forward rates $f(t, x_h)$ are perfectly correlated in a single-factor HJM model. Therefore, it makes no difference which of the forward rates is being hedged.

4.2.2 Hedging Against One Forward Rate with One LIBOR Futures

We first study a portfolio with one LIBOR futures and one Cap to hedge against a single term structure movement. The portfolio is given by

$$\Pi(t) = Cap(t, t_*, T) + n_1(t)\mathcal{F}(t, T_1)$$

where the hedging is done by stochastic Delta hedging $\frac{\partial}{\partial f_h} E[\Pi(t)|f_h] = 0$ on forward rate $f(t, x_h)$.

Hedge parameters n_1 for different LIBOR futures maturities T_1 , and the forward rate

maturity x_h , are shown in Fig. 3. This figure describes the selection of the LIBOR futures in the minimum portfolio that requires the fewest number of long and short positions.

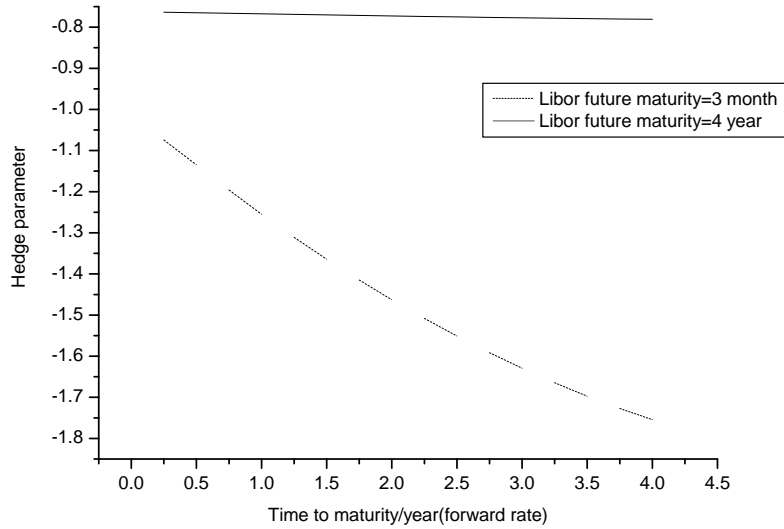


Figure 5: Hedge parameter n_1 for stochastic hedging of $Cap(t, 1, 4)$ for forward maturity x_h of forward rate $f(t, x_h)$, with fixed LIBOR futures contract maturity T_1 , involving $\Pi(t) = Cap(t, 1, 4) + n_1(t)\mathcal{F}(t, T_1)$.

Fig. 5 shows how the hedge parameters depend on x_h for a fixed T . Two limits $T_1 = \delta = \frac{1}{4}$ (3 months) and $T_1 = 16\delta$ are chosen. We find that $x_h = \delta$ is always the most important forward rate to hedge against. Another graph describing the parameter dependence on T_1 is given in Fig. 6 with $x_h = \delta$. The minimum of hedge parameter n_1 at $x_h \simeq 1.5$ years reflects the maximum of $\sigma(t, x)$ around the same future time. For greater generality, we also hedge $Cap(t, t_*, T)$ for different t_* and T values, and find that although the value of the parameter changes slightly, the shape of the parameter surface is almost identical.

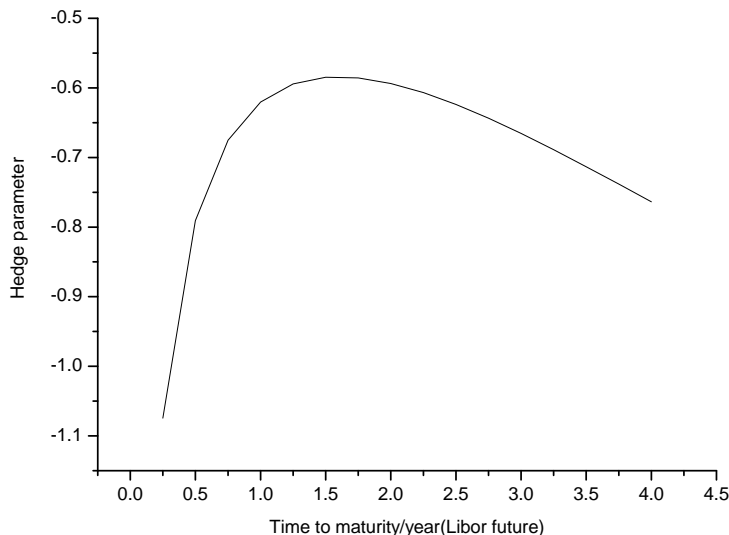


Figure 6: *Hedge parameter n_1 for stochastic hedging of $Cap(t, 1, 4)$ for LIBOR futures maturity T_1 when hedging against $f(t, t + \delta)$ with $\delta = 3/12$, involving $\Pi(t) = Cap(t, 1, 4) + n_1(t)\mathcal{F}(t, T_1)$.*

4.2.3 Hedging Against One Forward Rate with Two LIBOR Futures

In Fig. 7, we investigate hedging one forward rate with two LIBOR futures by employing both Delta and Gamma hedging. The portfolio is given by

$$\Pi(t) = Cap(t, t_*, T) + \sum_{i=1}^2 n_i(t)\mathcal{F}(t, T_i)$$

where stochastic Delta hedging $\frac{\partial}{\partial f_1} E[\Pi(t)|f_1] = 0$ and stochastic Gamma hedging $\frac{\partial^2}{\partial f_1^2} E[\Pi(t)|f_1] = 0$ are employed.

From the previous case, we can hedge against $f(t, \delta)$ in order to obtain a minimum portfolio involving the least amount of short and long positions. The diagonal reports that two LIBOR futures with the same maturity reduces to Delta hedging with one LIBOR futures. The data from which Fig. 7 is plotted illustrates that selling 38 contracts of $L(t, t + 6\delta)$ and buying 71 $L(t, t + \delta)$ contracts identifies the minimum portfolio. More

explicitly, the variables in the portfolio are given as

T_1	T_2	x_{h1}	n_1	n_2
1.5 year	0.25 year	0.25 year	-38	71

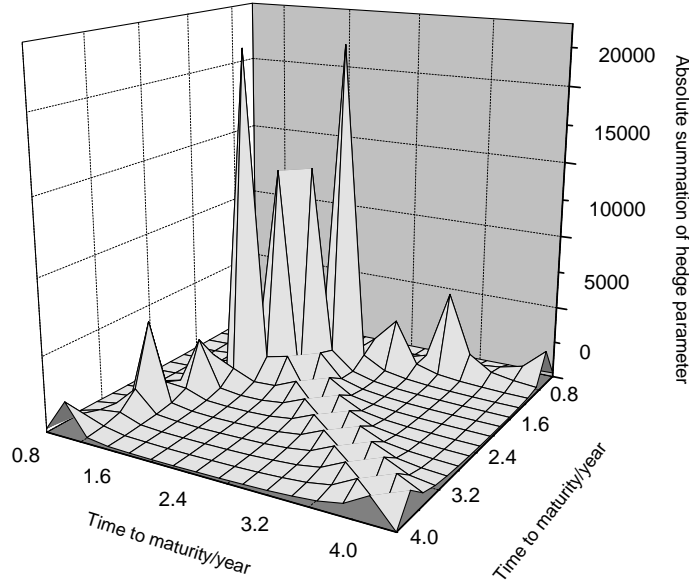


Figure 7: Summation of absolute hedge parameters $|n_1| + |n_2|$ for two LIBOR futures, T_1 and T_2 . The portfolio $\Pi(t) = Cap(t, 1, 4) + \sum_{i=1}^2 n_i(t)\mathcal{F}(t, T_i)$ involves a stochastic hedge against one forward rate with both Delta and Gamma hedging.

4.2.4 Hedging Against Two Forward Rates with Two LIBOR Futures

In addition, we consider hedging fluctuations in two forward rates. Specifically, we study a portfolio comprised of two LIBOR futures and one Caplet $\Pi(t) = Cap(t, t_*, T) + \sum_{i=1}^2 n_i(t)\mathcal{F}(t, T_i)$ where the parameters n_i are fixed by Delta hedging $\frac{\partial}{\partial f_1} E[\Pi(t)|f_1, f_2] = 0$ and and Cross Gamma hedging $\frac{\partial^2}{\partial f_1 \partial f_2} E[\Pi(t)|f_1, f_2] = 0$.

The result is displayed in Fig. 8 where we hedge against two short maturity forward rates, such as $f(t, \delta)$ and $f(t, 2\delta)$. Again the data from which Fig. 8 is plotted illustrates that buying 45 contracts of $L(t, t + 15\delta)$ and selling 25 $L(t, t + 3\delta)$ contracts forms the

minimum portfolio. More explicitly, the variables in the portfolio are given as

T_1	T_2	x_{h1}	x_{h2}	n_1	n_2
3.75 year	0.75 year	0.25 year	0.5 year	45	-25

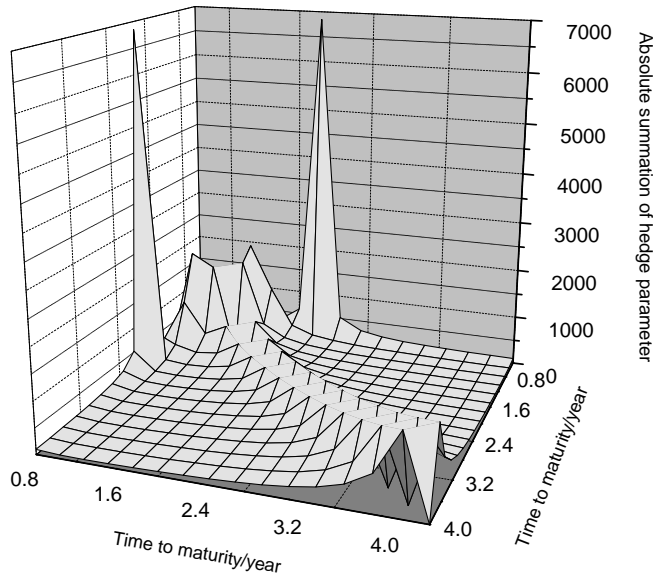


Figure 8: *Summation of absolute hedge parameters $|n_1| + |n_2|$ for two LIBOR futures maturities, T_1 and T_2 . The portfolio $\Pi(t) = Cap(t, 1, 4) + \sum_{i=1}^2 n_i(t)\mathcal{F}(t, T_i)$ involves stochastic hedging against two forward rates, with both Delta and Cross Gamma hedging.*

Fig. 7 and Fig. 8 result from summing the absolute values of the hedge parameters (as in equation (41)) which depend on the maturities of the LIBOR futures T_i . The corresponding empirical results are consistent with our earlier discussion.²

5 Conclusion

LIBOR-based Caps and Floors are important financial instruments for managing interest rate risk. However, the multiple payoffs underlying these contracts complicates their

²If we choose the hedge portfolio by minimizing $\sum_{i=1}^N n_i$, we find that the minimum portfolio requires 1500 contracts (long the short maturity and short their long maturity counterparts).

pricing as the LIBOR term structure dynamics are not perfectly correlated. A field theory model which allows for imperfect correlation between every LIBOR maturity overcomes this difficulty while maintaining model parsimony.

Furthermore, hedge parameters for the field theory model are provided for risk management applications. Although the field theory model implies an incomplete market since hedging cannot be conducted with an infinite number of interest rate dependent securities in practice, the correlation structure between LIBOR rates is exploited to minimize risk. An empirical illustration demonstrates the implementation of our model.

6 Acknowledgment

The data in our empirical tests was generously provided by Jean-Philippe Bouchaud of Science and Finance, and consists of daily closing prices for quarterly Eurodollar futures contracts as described in Bouchaud, Sagna, Cont, El-Karoui, and Potters [8] as well as Bouchaud and Matacz [9].

A Residual Variance

First, consider the variance of a Cap in the field theory model. Define the Delta of the

Cap, $\frac{\partial \text{Cap}(t,T)}{\partial \int_T^{T+\ell} f(t,x)dx}$, as χ

$$\begin{aligned} \chi \equiv & -VB(t,T) \int_{-\infty}^{+\infty} \frac{dG}{\sqrt{2\pi q^2}} \frac{1}{q^2} \left(G - \int_T^{T+\ell} dx f(t,x) - \frac{q^2}{2} \right) \\ & \times \left\{ e^{-\frac{1}{2q^2} \left(G - \int_T^{T+\ell} dx f(t,x) - \frac{q^2}{2} \right)^2} (X - e^{-G})_+ \right\}. \end{aligned} \quad (42)$$

The result in equation (18) for the Cap price implies that

$$\begin{aligned} \frac{dCap(t, T)}{dt} &= -VB(t, T) \int_{-\infty}^{+\infty} \frac{dG}{\sqrt{2\pi q^2}} \frac{1}{q^2} \left(G - \int_T^{T+\ell} dx f(t, x) - \frac{q^2}{2} \right) \int_T^{T+\ell} \frac{\partial f(t, x)}{\partial t} dx \\ &\quad \times \left\{ e^{-\frac{1}{2q^2} \left(G - \int_T^{T+\ell} dx f(t, x) - \frac{q^2}{2} \right)^2} (X - e^{-G})_+ \right\} \end{aligned} \quad (43)$$

$$= \chi \left(\int_T^{T+\ell} \frac{\partial f(t, x)}{\partial t} dx \right) \quad (44)$$

$$= \chi \left(\int_T^{T+\ell} dx \alpha(t, x) + \int_T^{T+\ell} dx \sigma(t, x) A(t, x) \right) \quad (45)$$

with $E \left[\frac{dCap(t, T)}{dt} \right] = \left(\int_T^{T+\ell} dx \alpha(t, x) \right) dt$ since $E[A(t, x)] = 0$. Therefore, the resulting variance equals

$$\frac{dCap(t, T)}{\epsilon} - E \left[\frac{dCap(t, T)}{\epsilon} \right] = \chi \int_T^{T+\ell} dx \sigma(t, x) A(t, x). \quad (46)$$

With $\delta(\cdot) = \frac{1}{\epsilon}$ representing a delta function, squaring this expression and invoking the property that $E[A(t, x)A(t, x')] = \delta(0)D(x, x'; t) = \frac{D(x, x'; t)}{dt}$ results in the instantaneous Cap price variance being

$$Var \left[\frac{dCap(t, T)}{\epsilon} \right] = \frac{1}{\epsilon} \chi^2 \int_T^{T+\ell} dx \int_T^{T+\ell} dx' \sigma(t, x) D(x, x'; t) \sigma(t, x'). \quad (47)$$

The quantity ϵ signifies a small step forward in time. The underlying intuition is that we are converting a portfolio of futures contracts to one involving another function of LIBOR rates. Then, the instantaneous variance of a LIBOR portfolio is considered. For a LIBOR portfolio, $\hat{\Pi}(t) = V \ell \sum_{i=1}^N \Delta_i L(t, T_i)$, the following result holds,

$$\frac{d\hat{\Pi}(t)}{dt} - E \left[\frac{d\hat{\Pi}(t)}{dt} \right] = \sum_{i=1}^N \Delta_i \hat{L}(t, T_i) \int_{T_i}^{T_i+\ell} dx \sigma(t, x) A(t, x) \quad (48)$$

where $\hat{L}(t, T_i) = V e^{\int_{T_i}^{T_i+\ell} f(t, x) dx} = \frac{V}{f(t, T_i, T_i+\ell)}$ and

$$Var \left[\frac{d\hat{\Pi}(t)}{dt} \right] = \frac{1}{\epsilon} \sum_{i=1}^N \sum_{j=1}^N \Delta_i \Delta_j \hat{L}(t, T_i) \hat{L}(t, T_j) \int_{T_i}^{T_i+\ell} dx \int_{T_j}^{T_j+\ell} dx' \sigma(t, x) D(x, x'; t) \sigma(t, x'). \quad (49)$$

The (residual) variance of the hedged portfolio

$$\Pi(t) = Cap(t, T) + \sum_{i=1}^N \Delta_i \mathcal{F}(t, T_i)$$

is then computed in a straightforward manner. Equation (49) implies the hedged portfolio's variance equals

$$\begin{aligned} & \chi^2 \int_T^{T+\ell} dx \int_T^{T+\ell} dx' \sigma(t, x) \sigma(t, x') D(x, x'; t) \\ & + 2\chi \sum_{i=1}^N \Delta_i \hat{L}(t, T_i) \int_T^{T+\ell} dx \int_{T_i}^{T_i+\ell} dx' \sigma(t, x) \sigma(t, x') D(x, x'; t) \\ & + \sum_{i=1}^N \sum_{j=1}^N \Delta_i \Delta_j \hat{L}(t, T_i) \hat{L}(t, T_j) \int_{T_i}^{T_i+\ell} dx \int_{T_j}^{T_j+\ell} dx' \sigma(t, x) \sigma(t, x') D(x, x'; t). \end{aligned} \quad (50)$$

B Conditional Probability of Hedging One Forward Rate

Using the results of the Gaussian models in Baaquie [1], after a straightforward but tedious calculation, the following is derived from equations (32) and (33)

$$\Psi(G|f_h) = \frac{\chi}{\sqrt{2\pi Q^2}} \exp \left[-\frac{1}{2Q^2} (G - G_0)^2 \right] \quad (51)$$

$$\Phi(G|f; t_h, T_{n1}) = \frac{1}{\sqrt{2\pi Q_1^2}} \exp \left[-\frac{1}{2Q_1^2} (G - G_1)^2 \right]. \quad (52)$$

The notations are shown as follow

$$\begin{aligned}
X &= \frac{1}{1 + \ell k} ; \quad \tilde{V} = (1 + \ell k)V \\
\chi &= \exp \left\{ - \int_{t_h}^{T_n} dx f(t_0, x) - \int_{M_1} \alpha(t, x) + \frac{1}{2}E + \frac{C}{A}(f(t_0, x_h) + \int_{t_0}^{t_h} dt \alpha(t, x_h) - f - \frac{C}{2}) \right\} \\
d_+ &= (\ln x + G_0)/Q \quad ; \quad d_- = (\ln x + G_0 - Q^2)/Q \\
G_0 &= \int_{T_n}^{T_n + \ell} dx f(t_0, x) - F - \frac{B}{A}(f(t_0, x_h) - C - f + \int_{t_0}^{t_h} dt \alpha(t, x_h)) + \frac{q^2}{2} \\
Q^2 &= q^2 - \frac{B^2}{A} \\
G_1 &= \int_{T_{n1}}^{T_{n1} + \ell} dx f(t_0, x) + \int_{M_3} \alpha(t, x) - \frac{B_1}{A}(f(t_0, x_h) - \int_{t_0}^{t_h} dt \alpha(t, x_h) - f) \\
Q_1^2 &= D - \frac{B_1^2}{A} \\
A &= \int_{t_0}^{t_h} dt \sigma(t, x_h)^2 D(t, x_h, x_h; T_{FR}) \\
B &= \int_{M_2} \sigma(t, x_h) D(t, x_h, x; T_{FR}) \sigma(t, x) \\
B_1 &= \int_{\tilde{M}_1} \sigma(t, x_h) D(t, x_h, x; T_{FR}) \sigma(t, x) \\
C &= \int_{M_1} \sigma(t, x_h) D(t, x_h, x; T_{FR}) \sigma(t, x) \\
D &= \int_{\tilde{Q}_1} \sigma(t, x) D(t, x, x'; T_{FR}) \sigma(t, x') \\
q^2 &= \int_{Q_2 + Q_4} \sigma(t, x) D(t, x, x'; T_{FR}) \sigma(t, x') \\
E &= \int_{Q_1} \sigma(t, x) D(t, x, x'; T_{FR}) \sigma(t, x') \\
F &= \int_{t_0}^{t_h} dt \int_{t_h}^{T_n} dx \int_{T_n}^{T_n + \ell} dx' \sigma(t, x) D(t, x, x'; T_{FR}) \sigma(t, x').
\end{aligned}$$

The domain of integration is given in Figs. 9 and 10. It can be seen that the unconditional probability distribution for the Cap and LIBOR futures yields volatilities q^2 and D respectively. Hence the conditional expectation reduces the volatility of Cap by $\frac{B^2}{A}$, and by $\frac{B_1^2}{A}$ for the LIBOR futures. This result is expected since the constraint imposed by the requirement of a conditional probability reduces the allowed fluctuations of the instruments.

It could be the case that there is a special maturity time x_h which causes the largest reduction in conditional variance. The answer is found by minimizing the conditional variance

$$\tilde{C}ap(t_h, t_*, T_n; f_h) = \chi \tilde{V}(xN(d_+) - e^{-G_0 + \frac{Q^2}{2}} N(d_-)) \quad (53)$$

$$\tilde{L}(t_h, T_{n1}; f_h) = e^{G_1 + \frac{Q_1^2}{2}}. \quad (54)$$

Recall the hedging parameter is given by equation (35). Using equation (54) and setting $t_0 = t$, $t_h = t + \epsilon$, we get an (instantaneous) stochastic Delta hedge parameter $\eta_1(t)$ equal to

$$\frac{C \cdot \tilde{C}ap(t, t_*, T_n; f_h) - B \cdot \chi \cdot \tilde{V} \cdot \left[xN'(d_+)/Q + e^{-G_0 + \frac{Q^2}{2}} N(d_-) - e^{-G_0 + \frac{Q^2}{2}} N'(d_-)/Q \right]}{e^{G_1 + \frac{Q_1^2}{2}} \cdot B_1} \quad (55)$$

C HJM Limit of Hedging Function

The HJM-limit of the hedging functions is analyzed for the specific exponential function considered by Jarrow and Turnbull [11]

$$\sigma_{hjm}(t, x) = \sigma_0 e^{\beta(x-t)}, \quad (56)$$

which sets the propagator $D(t, x, x'; T_{FR})$ equal to one. It can be shown that

$$\begin{aligned}
A &= \frac{\sigma_0^2}{2\beta} e^{-2\beta x_h} (e^{2\beta t_h} - e^{2\beta t_0}) \\
B &= \frac{\sigma_0^2}{2\beta^2} e^{-\beta x_h} (e^{-\beta T_n} - e^{-\beta T_n + \ell}) (e^{2\beta t_h} - e^{2\beta t_0}) \\
B_1 &= \frac{\sigma_0^2}{2\beta^2} e^{-\beta x_h} (e^{-\beta T_{n1}} - e^{-\beta T_{n1} + \ell}) (e^{2\beta t_h} - e^{2\beta t_0}) \\
C &= \frac{\sigma_0^2}{2\beta^2} e^{-\beta x_h} (e^{-\beta t_h} - e^{-\beta T_n}) (e^{2\beta t_h} - e^{2\beta t_0}) \\
D &= \frac{\sigma_0^2}{2\beta^3} (e^{-\beta T_{n1} + \ell} - e^{-\beta T_{n1}})^2 (e^{2\beta t_h} - e^{2\beta t_0}) \\
E &= \frac{\sigma_0^2}{2\beta^3} (e^{-\beta T_n} - e^{-\beta t_h})^2 (e^{2\beta t_h} - e^{2\beta t_0}) \\
F &= \frac{\sigma_0^2}{2\beta^3} (e^{-\beta T_n + \ell} - e^{-\beta T_n}) (e^{-\beta T_n} - e^{-\beta t_h}) (e^{2\beta t_h} - e^{2\beta t_0}).
\end{aligned}$$

The exponential volatility function given in equation (56) has the remarkable property, similar to the case found for the hedging of Treasury Bonds in Baaquie [1], that

$$Q_1^2(hjm) = D_{hjm} - \frac{B_{1hjm}^2}{A_{hjm}} \equiv 0. \quad (57)$$

Hence, the conditional probability for the LIBOR futures is deterministic. Indeed, once the forward rate f_h is fixed, the following identity is valid

$$\tilde{L}_{hjm}(t_h, T_{n1}; f_h) \equiv L(t_h, T_{n1}). \quad (58)$$

In other words, for the volatility function in equation (56), the LIBOR futures for the HJM model is exactly determined by one of the forward rates.

However, the conditional probability for the Cap is not deterministic since the volatility from t_h to t_* , before the Cap's expiration, is not compensated for by fixing the forward rate.

D Conditional Probability of Hedging Two Forward

Rates

When hedging against two forward rates, equations (32) and (33) imply we have the conditional probability of a Cap given by

$$\Psi(G|f_1, f_2) = \frac{\int_{-\infty}^{\infty} \frac{dp}{2\pi} e^{-\frac{q_h^2}{2} p^2} e^{ip(G - \frac{q_h^2}{2})} \int Df e^{-\int_{t_h}^{T_n} f(t_h, x)} e^{ip \int_{T_n}^{T_n+l} dx f(t_h, x)} \prod_{i=1}^2 \delta(f(t_h, x_i) - f_i) e^S}{\int Df \prod_{i=1}^2 \delta(f(t_h, x_i) - f_i) e^S}, \quad (59)$$

and the conditional probability of LIBOR being

$$\Phi(G|f_1, f_2, T_{nj}) = \frac{\int Df \delta(G - \int_{T_{nj}}^{T_{nj}+\ell} f(t_h, x) dx) \prod_{i=1}^2 \delta(f(t_h, x_i) - f_i) e^S}{\int Df \prod_{i=1}^2 \delta(f(t_h, x_i) - f_i) e^S} \quad j = 1, 2 \quad (60)$$

which yields

$$\Psi(G|f_1, f_2) = \frac{\chi}{\sqrt{2\pi Q^2}} \exp \left[-\frac{1}{2Q^2} (G - G_0)^2 \right] \quad (61)$$

$$\Phi(G|f_1, f_2, T_{nj}) = \frac{1}{\sqrt{2\pi \tilde{Q}_j^2}} \exp \left[-\frac{1}{2\tilde{Q}_j^2} (G - \tilde{G}_j)^2 \right] \quad j = 1, 2 \quad (62)$$

under the following notation

$$X = \frac{1}{1 + \ell k} ; \quad \tilde{V} = (1 + \ell k) V$$

$$\chi = \exp \left\{ -\int_{t_h}^{T_n} dx f(t_0, x) - \int_{M_1} \alpha(t, x) + \frac{1}{2} E + \frac{C_{12}}{\tilde{A}_{12}} (R_{12} - \frac{C_{12}}{2}) \right\}$$

$$\begin{aligned}
d_+ &= (\ln x + G_0)/Q \quad ; \quad d_- = (\ln x + G_0 - Q^2)/Q \\
G_0 &= \int_{T_n}^{T_n+\ell} dx f(t_0, x) - F - \frac{B_{12}}{\tilde{A}_{12}}(R_{12} - C_{12}) + \frac{q^2}{2} \\
Q^2 &= q^2 - \frac{B_{12}^2}{\tilde{A}_{12}} \\
\tilde{G}_j &= \int_{T_{n_j}}^{T_{n_j}+\ell} dx f(t_0, x) + \int_{\tilde{M}_j} \alpha(t, x) - \frac{\tilde{B}_{12j}}{\tilde{A}_{12}} R_{12} \quad j = 1, 2 \\
\tilde{Q}_j^2 &= D_j - \frac{\tilde{B}_{12j}^2}{\tilde{A}_{12}} \quad j = 1, 2 \\
R_i &= f(t_0, x_i) + \int_{t_0}^{t_h} dt \alpha(t, x_i) - f_i \quad i = 1, 2 \\
R_{12} &= R_1 - \frac{A_{12}}{A_2} R_2 \\
A_i &= \int_{t_0}^{t_h} dt \sigma(t, x_i)^2 D(t, x_i, x_i; T_{FR}) \quad i = 1, 2 \\
A_{12} &= \int_{t_0}^{t_h} dt \sigma(t, x_1) D(t, x_1, x_2; T_{FR}) \sigma(t, x_2) \\
\tilde{A}_{12} &= A_1 - \frac{A_{12}}{A_2} \\
B_i &= \int_{M_2} \sigma(t, x_i) D(t, x_i, x; T_{FR}) \sigma(t, x) \quad i = 1, 2 \\
B_{12} &= B_1 - \frac{A_{12}}{A_2} B_2 \\
\tilde{B}_{ij} &= \int_{\tilde{M}_j} \sigma(t, x_i) D(t, x_i, x; T_{FR}) \sigma(t, x) \quad i = 1, 2; \quad j = 1, 2 \\
\tilde{B}_{12j} &= \tilde{B}_{1j} - \frac{A_{12}}{A_2} \tilde{B}_{2j} \quad j = 1, 2, \dots, 5 \\
C_i &= \int_{M_1} \sigma(t, x_i) D(t, x_i, x; T_{FR}) \sigma(t, x) \quad i = 1, 2 \\
C_{12} &= C_1 - \frac{A_{12}}{A_2} C_2 \\
D_j &= \int_{\tilde{Q}_j} \sigma(t, x) D(t, x, x'; T_{FR}) \sigma(t, x') \quad j = 1, 2 \\
q^2 &= \int_{\mathcal{Q}_2+\mathcal{Q}_4} \sigma(t, x) D(t, x, x'; T_{FR}) \sigma(t, x') \\
E &= \int_{\mathcal{Q}_1} \sigma(t, x) D(t, x, x'; T_{FR}) \sigma(t, x') \\
F &= \int_{t_0}^{t_h} dt \int_{t_h}^{T_n} dx \int_{T_n}^{T_n+\ell} dx' \sigma(t, x) D(t, x, x'; T_{FR}) \sigma(t, x'). \tag{63}
\end{aligned}$$

The domain of integration is given in Figs 9 and 10.

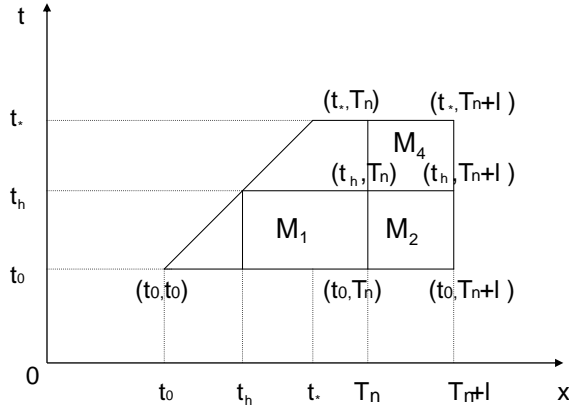


Figure 9: Domain of integration M_1 , M_2 and integration cube \mathcal{Q}_1 , \mathcal{Q}_2 , \mathcal{Q}_4 where the x' axis has the same limit as its corresponding x axis.

Furthermore, an N -fold constraint on the instruments would further reduce the variance of the instruments

$$\tilde{C}ap(t_h, t_*, T_n; f_1, f_2) = \chi \tilde{V}(xN(d_+) - e^{-G_0 + \frac{Q^2}{2}} N(d_-)) \quad (64)$$

$$\tilde{L}(t_h, T_{nj}; f_1, f_2) = e^{\tilde{G}_j + \frac{\tilde{Q}_j^2}{2}}. \quad (65)$$

References

- [1] B. E. Baaquie, Quantum Finance, *Cambridge University Press* (2004).
- [2] B. E. Baaquie, M. Srikant and M. Warachka, A Quantum Field Theory Term Structure Model Applied to Hedging, *International Journal of Theoretical and Applied Finance* **6** (2003) 443-468.

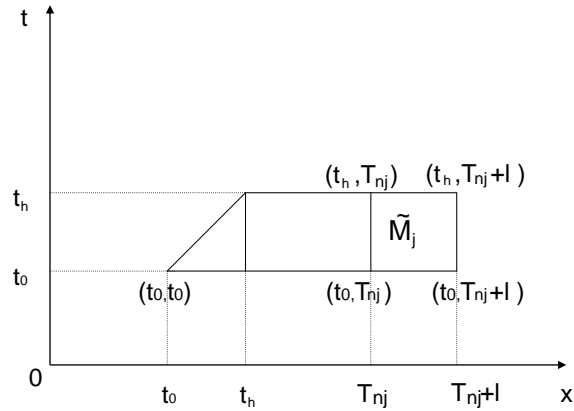


Figure 10: Domain of integration \tilde{M}_j and integration cube \tilde{Q}_j where the x' axis has the same limit as its corresponding x axis.

- [3] B. E. Baaquie and J. P. Bouchaud, Stiff Interest Rate Model and Psychological Future Time, *Wilmott Magazine* (April. 2004).
- [4] B. E. Baaquie, A Common Market Measure for LIBOR and Pricing Caps, Floors and Swaps in a Field Theory of Forward Interest Rates, *International Journal of Theoretical and Applied Finance* Vol 8. No. 8 (2005) 999-1018.
- [5] Paul Glasserman and Nicolas Merener, Cap and Swaption Approximation in LIBOR Market Models with Jumps, *Journal of Computational Finance* (2003)
- [6] Farshid Jamshidian, LIBOR and swap market models and measures, *Finance and Stochastics* **V1 4** (1997)

- [7] A. Brace., D. Gatarek and M. Musiela, The Market Model of Interest Rate Dynamics, *Mathematical Finance* **9** (1997) 127-155.
- [8] J. P. Bouchaud, N. Sagna, R. Cont, N. El-Karoui and M. Potters, Phenomenology of the Interest Rate Curve, *Applied Financial Mathematics* **6** (1999) 209-232.
- [9] J. P. Bouchaud and A. Matacz, An Empirical Investigation of the Forward Interest Rate Term Structure, *International Journal of Theoretical and Applied Finance* **3** (2000) 703-729.
- [10] D. Heath, R. Jarrow and A. Morton, Bond Pricing and the Term Structure of Interest Rates: A New Methodology for Pricing Contingent Claims, *Econometrica* **60** (1992) 77-105.
- [11] R. Jarrow and S. Turnbull, *Derivative Securities, Second Edition*, South-Western College Publishing (2000).
- [12] M. Musiela and M. Rutkowski, *Martingale Methods in Financial Modeling*, Springer - Verlag **36** (1997).