

Muonium

Klaus P. Jungmann

*Physikalisches Institut, Universität Heidelberg
Philosophenweg 12, D-69129 Heidelberg, Germany*

Abstract. The energy levels of the muonium (μ^+e^-) atom, which consists of two "point-like" leptonic particles, can be calculated to very high accuracy in the framework of bound state Quantum Electrodynamics (QED), since there are no complications due to internal nuclear structure and size which is the case for all atoms and ions of natural isotopes including atomic hydrogen. The ground state hyperfine splitting and the 1s-2s energy interval can provide both tests of QED theory and determinations of fundamental constants like the muon mass m_μ and the fine structure constant α . The excellent understanding of the electromagnetic binding in the muonium atom allows in particular testing fundamental physical laws like lepton number conservation in searches for muonium to antimuonium conversion and probing the nature of the muon as a heavy leptonic object.

I INTRODUCTION

Atomic hydrogen has played an important role in the history of modern physics. The successful description of the spectral lines of the hydrogen atom by the Schrödinger equation [1] and especially by the Dirac equation [2] had a large impact on the development of quantum mechanics. Precision measurements of the ground state hyperfine structure splitting by Nafe, Nelson and Rabi [3,4] in the late 1940's were important contributions to the identification of the magnetic anomaly of the electron. Together with the observation of the "classical" $2^2S_{1/2} - 2^2P_{1/2}$ Lamb shift by Lamb and Retherford [5] they pushed the development of the modern theory of Quantum Electrodynamics (QED).

Today the anomalous magnetic moment of the electron, which is defined as $a_e = (g_e - 2)/2$, where g_e is the electron g-factor, and the ground state hyperfine structure splitting $\Delta\nu_{HFS}^H$ of atomic hydrogen are among the most well known quantities in physics. Experiments in Penning traps with single electrons [6] have determined $a_e = 1\,159\,652\,188.4(4.3) \cdot 10^{-12}$ to 3.7 ppb. QED calculations have reached such a precision that the fine structure constant α can be extracted to 3.8 ppb [7]. Hydrogen hyperfine structure measurements yield $\Delta\nu_{HFS}^H = 1\,420.405\,751\,766\,7(9)$ MHz (0.006 ppb) [8,9] and hydrogen masers even have a large potential as frequency standards. However, the theoretical description

of the hyperfine splitting is limited to the ppm level by the fact that the proton's internal structure is not known well enough for calculations of nearly similar accuracy [10,11]. Neither can experiments supply the necessary data on the mean square charge radius and the polarizability, for example from electron scattering, nor is any theory, for example low energy quantum chromodynamics (QCD), in a position to yield the protons internal charge structure and the dynamical behavior of its charge carrying constituents. The situation is similar for the $2S_{1/2}$ - $2P_{1/2}$ Lamb shift in hydrogen, where atomic interferometer experiments find $\Delta\nu_{2S_{1/2}-2P_{1/2}}^H = 1\,057.851\,4(19)$ MHz [12] (1.8 ppm) and where the knowledge of the proton's mean square charge radius limits any calculations to the 10 ppm level of precision [10,11].

The 1s-2s level separation in atomic hydrogen has reached a fascinating accuracy for optical spectroscopy and one can expect even further significant improvements. The Rydberg constant has been extracted to $R_\infty = 10\,973\,731.568\,639(91)$ m⁻¹ [13,14] by comparing this transition with others in hydrogen and is now the best known fundamental constant. However, the knowledge of the mean square charge radius limits comparison between experiment and theory. Detailed reviews on this topic were given by [15,16] on this conference.

TABLE 1. *The ground state hyperfine structure splitting $\Delta\nu_{HFS}$ and the 1s-2s level separation $\Delta\nu_{1S-2S}$ of hydrogen and some exotic hydrogen-like systems offer narrow transitions for studying the interactions in Coulomb bound two-body systems. In the exotic systems the linewidth has a fundamental lower limit given by the finite lifetime of the systems, because of annihilation, as in the case of positronium, or because of weak muon or pion decay. The very high quality factors (transition frequency divided by the natural linewidth $\Delta\nu/\delta\nu$) in hydrogen and other systems with hadronic nuclei can hardly be utilized to test the theory because of the insufficiently known charge distribution and dynamics of the charge carrying constituents within the hadrons.*

	Positronium e^+e^-	Muonium μ^+e^-	Hydrogen pe^-	Muonic Helium4 $(\alpha\mu^-)e^-$	Pionium π^+e^-	Muonic Hydrogen $p\mu^-$
$\Delta\nu_{1S-2S}$ [THz]	1233.6 [†]	2455.6	2466.1	2468.5	2458.6	4.59×10^5
$\delta\nu_{1S-2S}$ [MHz]	1.28 [†]	.145	1.3×10^{-6}	.145	12.2	.176
$\frac{\Delta\nu_{HFS}}{\delta\nu_{HFS}}$	1.7×10^2	3.1×10^4	3.2×10^{24}	3.1×10^4	--	3.1×10^8

[†]Only the 1S-2S splitting in the triplet system of positronium is considered in this table.

In addition to the information obtainable from the natural isotopes hydrogen (pe^-), deuterium (de^-) and tritium (te^-) or hydrogen-like ions of natural elements

$(({}^Z_A X e^-)^{(Z-1)+})$, exotic hydrogen-like atoms can provide further information about the interactions between the bound particles and the nature of these objects themselves [17]. Such systems can be formed by replacing the electron in a natural atom by an exotic particle (e.g. μ^- , π^- , K^- , \bar{p}), or by electron capture of an exotic "nucleus" (e.g. e^+ , μ^+ , π^+). Even atoms consisting of two exotic particles have been produced occasionally, e.g. $\pi^+\mu^-$ and $\pi^-\mu^+$ were found in in-flight decays of neutral kaons K_L^0 [18]. Some of the systems are compared in Table 1 with respect to the possible spectroscopic resolution for the 1S-2S and the ground state hyperfine structure transition.

Muonic atoms $((\mu^-_Z X))$ and ions $((\mu^-_Z X)^{n+})$ are of particular interest for spectroscopy, since the Bohr radius a_μ is about 207 times smaller for muons than for electrons, $a_\mu = (m_e/m_\mu)a_0$, where m_e and m_μ are the masses of the electron and the muon and $a_0 = \hbar^2/(m_e e^2) = 0.529 \cdot 10^{-10}$ m, with the electric charge unit e and Planck's constant \hbar . Bound muonic states are therefore more sensitive to the properties of the nuclei. This has been widely applied for determinations of nuclear charge moments and for examining nuclear polarization [19,20]. The muon orbit for higher nuclear charges Z is significantly smaller than the electron Compton wavelength $\lambda_C = \hbar/(m_e c) = 3.86 \cdot 10^{-13}$ m, which is the typical dimension of vacuum fluctuations. In contrast to electronic systems, the vacuum polarization contributions in muonic atoms are substantially larger than the self energy, since the Uehling potential, which describes to lowest order the modification of the nuclear potential due to vacuum fluctuations, scales approximately with the cube of the particle mass and the self energy is inversely proportional to it. Higher order vacuum polarization contributions are needed for a satisfactory description.

There is special interest in muonic hydrogen ($p\mu^-$), since, in principle, one could obtain from a measurement of its ground state hyperfine splitting and the 2S-2P Lamb shift more detailed information on the proton's charge radius and polarizability [21,22].

The muonic helium atom $((\alpha\mu^-)^+ e^-)$ [23–25] consists of a pseudo-nucleus $(\alpha\mu^-)^+$, which is itself a hydrogen-like system, and an electron. It is the simplest atomic system involving both a negative muon and an electron. A precise value for the magnetic moment of the negative muon has been deduced from the Zeeman splitting of the ground state hyperfine structure as a test of the CPT theorem.

Already in the 1970's the muonic helium ion $(\alpha\mu^-)^+$ was the first exotic atomic system for which a successful laser experiment has been reported [26,27]. Allowed electric dipole transitions between the $n=2$ fine structure levels have been induced. A precise test of QED vacuum polarization could be established and the rms charge radius of the α -particle was extracted. The experiment needed as a prerequisite the metastability of the 2S state at high pressures (≈ 40 bar), which could not be confirmed in several independent approaches [28–30] and a second attempt of a laser experiment could not confirm the existence of a signal [31], which leaves us with an open puzzle.

In purely hadronic systems like pionic hydrogen ($p\pi^-$) and antiprotonic hydrogen [32], protonium ($p\bar{p}$) [33,34], the transition frequencies are dominantly due to Coulomb interaction. They bear additional line shifts and broadenings in the spectral lines due to strong interaction between the constituents. They offer the possibility to study the strong interaction between the particles at zero energy. From the transition frequencies in pionic atoms (or possibly from the pionium atom (π^+e^-) [35] one can derive a value for the pion mass [36]. At present the determination of the best upper limit for the muon neutrino mass from the muon momentum from pion decays at rest [37–39] is spoiled by the uncertainties of the pion mass.

For leptons no internal structure is known so far. Scattering experiments have established that electron (e), muon (μ) and tauon (τ) behave like point-like particles down to dimensions of less than 10^{-18}m [40,41] which is three orders of magnitude below the proton's rms charge radius [42–44]. Purely leptonic hydrogen-like systems like positronium (e^+e^-) [45,46] and muonium (μ^+e^-) [47–49] have interesting perspectives for testing bound state QED, for searching for deviations from present models and for testing fundamental symmetry laws.

Positronium is a particle anti-particle system and significantly differs from muonium and hydrogen-like systems with different constituent masses. The Furry picture, where the electronic states are in zeroth order solutions of the Dirac equation in an external electrostatic field and which is successfully applied for the heavier systems, is not appropriate. A theoretical description must start from the fully relativistic Bethe-Salpeter formalism or an approximation to it [50]. Depending on the C-parity of the state, the ground state of the positronium atom annihilates into two (1^1S_0) or three (1^3S_0) photons. Standard theory was confirmed in various searches for rare decay modes which have been carried out [46] in order to find unknown light particles, e.g. axions, or violations of fundamental laws, e.g. C-parity symmetry. For the 3S -states annihilation into a single virtual photon causes significant shifts at the fine structure level. Positronium was the second exotic system in which laser excitation could be achieved [51]. The 1S-2S transition frequency is known to $\Delta\nu_{1S-2S}^{PS} = 1\,233\,607\,216.4(3.2)$ MHz (2.6 ppb) corresponding to a test of the QED contributions to 35 ppm [52]. The theoretical uncertainty is estimated to be of the order of 10 MHz from uncalculated higher order ($\alpha^4 R_\infty$) terms [53]. Their evaluation will be cumbersome, because of the inflation of the number of Feynman diagrams due to virtual annihilation. From the result one can conclude that electron and positron masses are equal to 2 ppb, the best test of mass equality for particle and antiparticle next to the $K^0\bar{K}^0$ system [54], where the relative mass difference is $\leq 4 \cdot 10^{-18}$.

Precision experiments on muonium offer a unique opportunity to investigate bound state QED without complications arising from nuclear structure and to test the behavior of the muon as a heavy leptonic particle and hence the electron-muon(-tau) universality, which is fundamentally assumed in QED theory. Of particular interest is the ground state hyperfine structure splitting, where experiment [55] and theory [10,11] agree at 300 ppb which is at a higher level of precision than in the

case of atomic hydrogen. An accurate value for the fine structure constant α can be extracted to 140 ppb. The Zeeman effect of the ground state hyperfine sublevels yields the most precise value for muon the magnetic moment μ_μ with an accuracy of 360 ppb. Signals from the "classical" $2^2S_{1/2}$ - $2^2P_{1/2}$ Lamb shift in muonium have been observed [56,78]. However, with 1.4% precision they are not yet in a region where they can be confronted with theory. The sensitivity to QED corrections is highest for the 1S-2S interval in muonium due to the approximate $1/n^3$ scaling of the Lamb shift. Compared to hydrogen, the radiative recoil and the relativistic recoil effects are larger by a factor of $m_p/m_\mu \approx 8.9$, where m_p is the proton mass and m_μ the muon mass. A hydrogen-muonium isotope shift measurement in this transition as well as a technically only slightly more difficult measurement of the 1s-2s transition frequency in muonium can lead to a new and accurate figure for the muon mass m_μ . The transition has recently been excited successfully in two independent experiments [57–60].

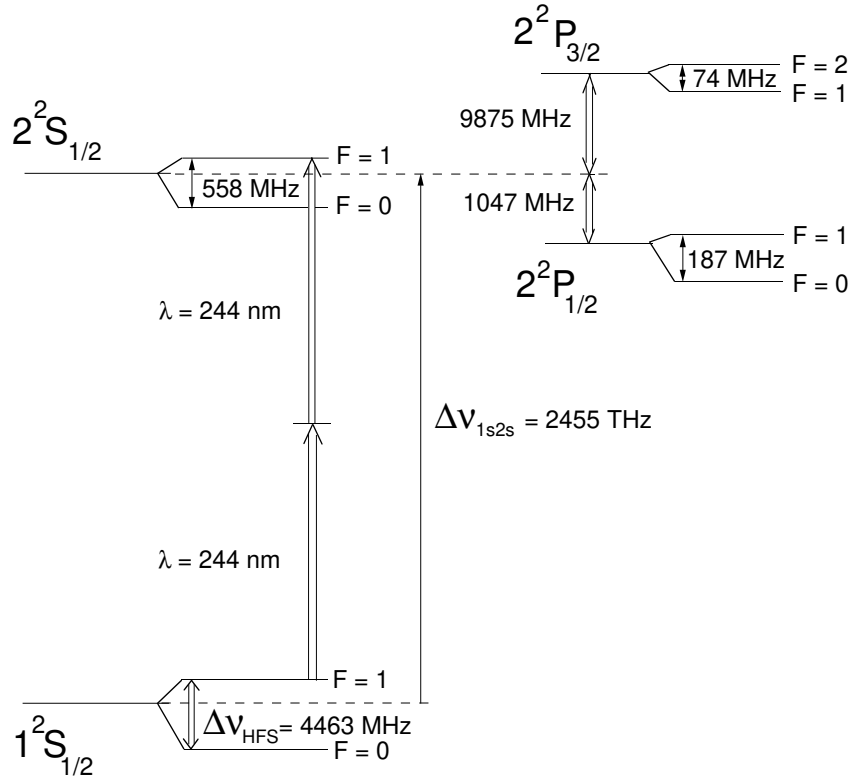


FIGURE 1. Energy levels of muonium for principal quantum numbers $n=1$ and $n=2$. The indicated gross, fine and hyperfine structure transitions were studied yet. The most accurate measurements are the ones involving the $n=1$ ground state in which the atoms can be produced efficiently.

The spectroscopic experiments in muonium are closely inter-related with the determination of the muon's magnetic anomaly a_μ through the relation $\mu_\mu = (1 + a_\mu) e\hbar/(2m_\mu c)$. The results from all experiments establish a self-consistent

tency requirement for QED and electroweak theory and the set of fundamental constants involved. The constants α, m_μ, μ_μ are the most stringently tested important parameters. The only necessary external input are the hadronic corrections to a_μ which can be obtained from a measurement of the ratio of cross sections $(e^+e^- \rightarrow \mu^+\mu^-)/(e^+e^- \rightarrow \text{hadrons})$. Although, in principle, the system could provide the relevant electroweak constants, the Fermi coupling constant G_F and $\sin^2 \theta_W$, the use of more accurate values from independent measurements may be chosen for higher sensitivity to new physics. As a matter of fact, an improvement upon the present knowledge of the muon mass at the 0.35 ppm level is very important for the success of a new measurement of the muon magnetic anomaly presently under way at the Brookhaven National Laboratory in Upton, New York. The relevance of the experiment, which aims for 0.35 ppm accuracy, arises from its sensitivity to contributions from physics beyond the standard model and the clean test it promises for the renormalizability of electroweak interaction [61,62].

II GROUND STATE HYPERFINE INTERVAL

The ground state hyperfine splitting allows the most sensitive tests of QED for the muon-electron interaction. An unambiguous and very precise atomic physics value for the fine structure constant α can be derived from $\Delta\nu_{HFS}$. The experimental precision for $\Delta\nu_{HFS}$ has reached the level of 0.036ppm or 160Hz which is just a factor of two above the estimated contribution of -65Hz (15 ppb) from the weak interaction arising from an axial vector – axial vector coupling via Z-boson exchange [63,64]. The sign of the weak effect in muonium is opposite to the one for hydrogen, because the positive muon is an antiparticle and the proton is a particle. (Therefore the muonium atom may be viewed as a system which is neither pure matter nor antimatter.)

With increased experimental accuracy muonium can be the first atom where a shift in atomic energy levels due to the weak interaction will be observed. A contribution of 250 Hz (56 ppb) due to strong interaction arises from hadronic vacuum polarization. The theoretical calculations for $\Delta\nu_{HFS}$ can be improved to the necessary precision [65]. The calculations themselves are at present accurate to about 50ppb. However, there is a 300ppb uncertainty arising from mass μ_μ of the positive muon.

All precision experiments to date have been carried out with muonium formed by charge exchange after stopping μ^+ in a suitable gas [48]. The experimental part of such an effort [73] has been completed at the Los Alamos Meson Physics Facility (LAMPF) and the recorded data are presently being analyzed. The experiment used a Kr gas target at typically atmospheric pressures and a homogeneous magnetic field of about 1.7 Tesla. Microwave transitions between Zeeman levels which involve a muon spin flip can be detected through a change in the spatial distribution of positrons from muon decays, since due to parity violation in the decay process the positive muons decay with the positrons preferentially emitted in

TABLE 2. Results extracted from the 1982 measurement of the muonium ground state hyperfine structure splitting in comparison with some recent theoretical values and relevant quantities from independent experiments.

$\Delta\nu_{HFS}(\text{theory})$	4463302.55 (1.33)(0.06)(0.18)kHz	(0.30ppm)	[66]
$\Delta\nu_{HFS}(\text{theory})$	4463303.27 (1.29)(0.06)(0.59)kHz	(0.35ppm)	[67]
$\Delta\nu_{HFS}(\text{theory})$	4463303.04 (1.34)(0.04)(0.16)(0.06)kHz	(0.30ppm)	[69]
$\Delta\nu_{HFS}(\text{theory})$	4463302.89 (1.33)(0.03)(0.00)kHz	(0.30ppm)	[70]
$\Delta\nu_{HFS}(\text{expt.})$	4463302.88(0.16)kHz	(0.036ppm)	[7]
$\alpha^{-1}(\Delta\nu_{HFS})$	137.035988(20)	(0.15ppm)	[7]
$\alpha^{-1}(\text{electron } g-2)$	137.035999 93(52)	(0.004ppm)	[7]
$\alpha^{-1}(\text{condensed matter})$	137.0359979(32)	(0.024ppm)	[71]
$\mu_{\mu}/\mu_p(\Delta\nu_{HFS})$	3.1833461(11)	(0.36ppm)	[7]
$\mu_{\mu}/\mu_p(\mu\text{SR in lq.bromine})$	3.1833441(17)	(0.54ppm)	[72]

muon spin direction. The experiment employed the technique of "old muonium" which allowed to reduce the linewidth of the signals can be reduced below half of the "natural" linewidth $\delta\nu_{nat} = (\pi \cdot \tau_{\mu})^{-1} = 145\text{kHz}$, where τ_{μ} is the muon lifetime of 2.2μ . For this purpose the basically continuous beam of the LAMPF stopped muon channel was chopped by an electrostatic kicker device into $4 \mu\text{s}$ long pulses with $14 \mu\text{s}$ separation. Only atoms which were interacting with the microwave field for periods longer than several muon lifetimes were detected [74]. The basically statistically limited results improve the knowledge of both zero field hyperfine splitting and muon magnetic moment by a factor of three [75,76]. The final results are discussed in detail in [75]. They yield for the zero field splitting

$$\Delta\nu_{HFS} = 4463302764(54)\text{Hz}(12\text{ppb}) \quad (1)$$

which agrees well with the most updated theoretical value [65]

$$\Delta\nu_{theory} = 4463302713(520)(34)(< 100)\text{Hz}(120\text{ppb}) \quad . \quad (2)$$

For the magnetic moment one finds

$$\mu_{\mu}/\mu_p = 3.18334526(39)(120\text{ppb}) \quad (3)$$

which translates into a muon-electron mass ratio of

$$m_{\mu}/m_e = 206.768270(24)(120\text{ppb}). \quad (4)$$

As the hyperfine splitting is proportional to the fourth power of the fine structure constant α , the improvement in α will be much better and the value is comparable in accuracy with the value of α determined using the Quantum Hall effect.

$$\alpha_{M-HFS}^{-1} = 137.0360108(52)(39\text{ppb}). \quad (5)$$

Here the value \hbar/m_e as determined with the help of measurements of the neutron de Broglie wavelength [81] has been beneficially employed to gain higher accuracy

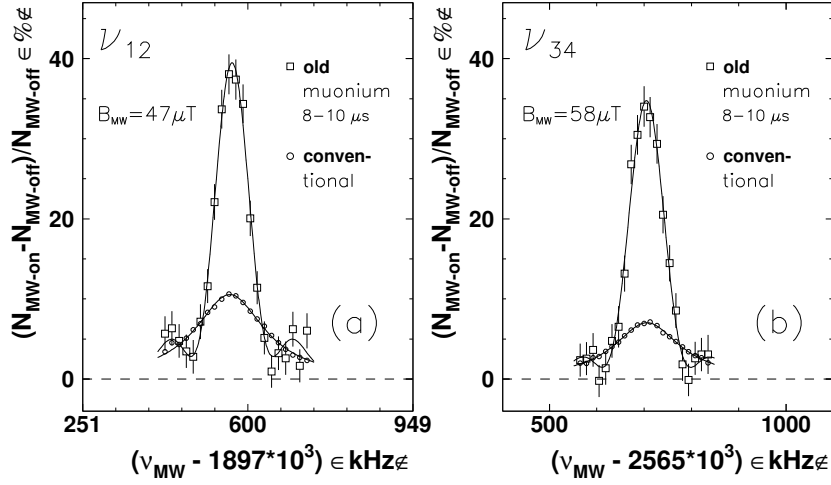


FIGURE 2. Conventional and 'old' muonium lines. The narrow 'old' lines are also higher. The frequencies ν_{12} and ν_{34} correspond to transitions between (a) the two energetically highest respectively (b) two lowest Zeeman sublevels of the $n=1$ ground state. As a consequence of the Breit-Rabi equation describing the behaviour of the levels in a magnetic field, the sum of these frequencies equals at any fixed field the zero field splitting $\Delta\nu$ and the difference yields for a known field the muon magnetic moment m_μ .

compared to a previously used determination based on the very well known Rydberg constant which yields $\alpha_{M-HFS}^{-1}(\text{traditional}) = 137.0359986(80)(59\text{ppb})$. We can expect a near future small improvement of the value in eq. (5) from ongoing determinations of \hbar/m_e through measurements of the photon recoil in Cs atom spectroscopy and a Cs atom mass measurement.

The limitation of α from muonium HFS, when using eq. (5), arises mainly from to the muon mass. Therefore any better determination of the muon mass, respectively its magnetic moment, e.g. through a precise measurement of the reduced mass shift in the muonium 1s-2s splitting, will result in an improvement of this value of α . It should be noted that already at present the good agreement within two standard deviations between the fine structure constant determined from muonium hyperfine structure and the one from the electron magnetic anomaly is considered the best test of internal consistency of QED, as one case involves bound state QED and the other case QED of free particles.

The precision measurements of the muonium hyperfine splitting performed so far, however, suffer from the interaction of the muonium atoms with the foreign gas atoms. With the discovery of polarized thermal muonium emerging from SiO_2 powder targets into vacuum [82] measurements of the $\Delta\nu_{HFS}$ are now feasible in vacuum in the absence of a perturbing foreign gas. Corrections for density effects are obsolete. In a preliminary experiment at the Paul Scherrer Institut (PSI) in Villigen, Switzerland, the transitions between the $1^2S_{1/2}, F = 1$ and the

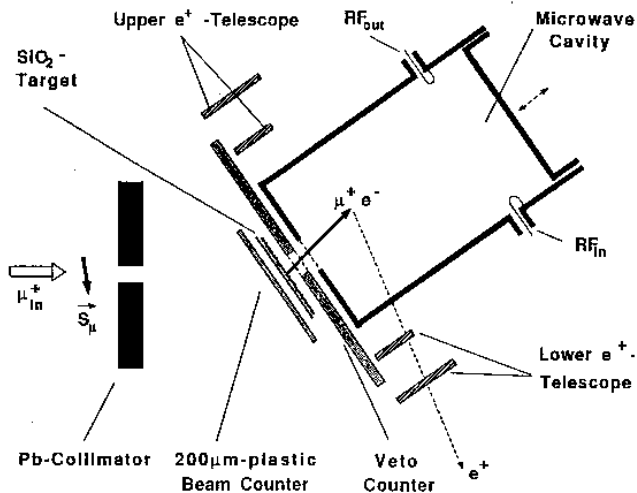


FIGURE 3. Principle of the setup for a measurement of $\Delta\nu_{HFS}$ in vacuum.

$1^2S_{1/2}, F = 0$ hyperfine levels could be induced in zero magnetic field (see Fig. 1). The atoms were formed by electron capture after stopping positive muons close to the surface of a SiO_2 powder target. A fraction of these diffused to the surface and left the powder at thermal velocities ($7.43(2) \text{ mm}/\mu\text{s}$) for the adjacent vacuum region. A rectangular rf resonator operated in TEM_{301} mode was placed directly above the muonium production target. The atoms entered the cavity with thermal velocities through a wall opening. The e^+ from the parity violating muon decay $\mu^+ \rightarrow e^+ + \nu_e + \bar{\nu}_\mu$ were registered in two scintillator telescopes which were mounted close to the side walls of the resonator. The telescope axes have been oriented parallel respectively antiparallel to the spin of the incoming muons which had been rotated transverse to the muon propagation direction by an \mathbf{ExB} separator (Wien filter) in the muon beam line. At the resonance frequency of $4.46329(3)\text{GHz}$ a reduction of the muon polarization of $16(2)\%$ has been observed as a signal from the hyperfine transitions [83].

Certainly the method needs a lot of development work in order to improve the signal strength. However, ultimately one expects higher precision from experiments on muonium in vacuum than from measurements in gases.

III LAMB SHIFT IN THE FIRST EXCITED STATE

The classical Lamb shift in the atomic hydrogen atom between the metastable $2^2S_{1/2}$ and the $2^2P_{1/2}$ states is totally QED in nature and seems to be ideal for testing radiative QED corrections. An important contribution arises from the internal proton structure. Its uncertainty limits any theoretical calculation. Today,

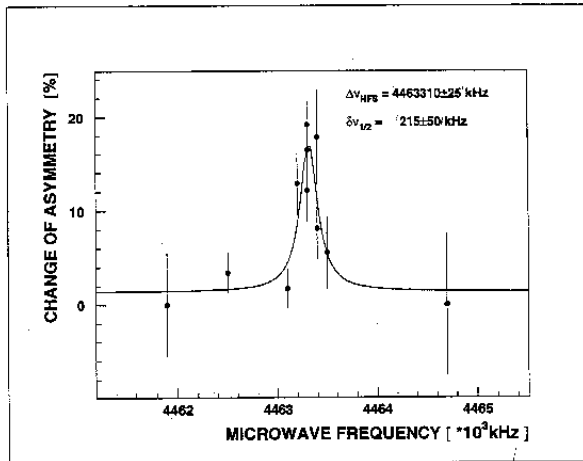


FIGURE 4. First observed muonium $\Delta\nu_{HFS}$ signal in vacuum.

experiment and theory agree on the 10 ppm level. The purely leptonic muonium atom is free from nuclear structure problems. In addition, the relativistic reduced mass and recoil contributions are about one order of magnitude larger compared to hydrogen. Lamb shift measurements at TRIUMF [77] and LAMPF [78,79] have reached the 10^{-2} level of precision.

TABLE 3. $n=2$ Lamb shift in muonium. Comparison between experiment and theory.

Experiment	$\Delta\nu_{2^2S_{1/2}-2^2P_{1/2}}$ [MHz]	experimental method	Ref.
TRIUMPF	1070(+12)(-15)	direct $2^2S_{1/2} - 2^2P_{1/2}$ trans.	[77]
LAMPF	1042(+21)(-23)	direct $2^2S_{1/2} - 2^2P_{1/2}$ trans.	[78]
LAMPF	1027(+30)(-35)	extracted from $2^2S_{1/2} - 2^2P_{3/2}$ trans.	[79]
Theory	1047.49(1)(9)		[11]

All these measurements were carried out using fast muonium produced by a beam foil method [80] which is the only method known to date that produces muonium in the metastable $2S$ state in usefull quantities.

IV 1S-2S TRANSITION

Doppler free excitation of the 1s-2s transition has been achieved in the past at KEK in Tsukuba, Japan, [57] and at the Rutherford Appleton Laboratory (RAL) in Chilton, Didcot, UK [59,60]. The accuracy of the last experiment was limited by ac Stark effect and a frequency chirp caused by rapid changes of the index of refraction in the dye solutions of the laser amplifier employed in the laser system. The experiment yielded $\Delta\nu_{1S-2S} = 2\,455\,529\,002\ (33)(46)$ MHz for the centroid 1S-2S transition frequency. This value is in agreement with theory within two standard deviations [11]. The Lamb shift contribution to the 1S-2S splitting has

been extracted to $\Delta\nu_{\text{LS}} = 6\,988\ (33)(46)$ MHz; this the most precise experimental Lamb shift value for muonium available today. From the isotope shifts between the muonium signal and the hydrogen and deuterium 1S-2S two-photon resonances we deduce the mass of the positive muon as $m_{\mu} = 105.658\,80\ (29)(43)$ MeV/ c^2 . An alternate interpretation of the result yields the best test of the equality of the absolute value of charge units in the first two generations of particles at the 10^{-8} level [60].

A new measurement of the 1S-2S energy splitting of muonium by Doppler-free two-photon spectroscopy has been performed at the worlds presently brightest pulsed surface muon source which exists at RAL. Increased accuracy is expected compared to a previously obtained value. The series of experiments aims for an improvement of the muon mass.

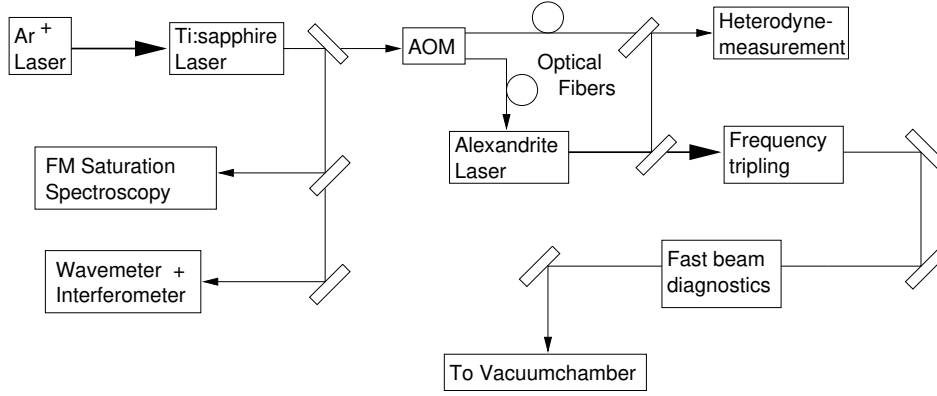


FIGURE 5. Laser system employed in the new muonium 1s-2s experiment.

The $1^2S_{1/2}(F=1) \rightarrow 2^2S_{1/2}(F=1)$ transition was induced by Doppler-free two-photon laser spectroscopy using two counter-propagating laser beams of wavelength $\lambda = 244$ nm. The necessary high power UV laser light was generated by frequency tripling the output of an alexandrite ring laser amplifier in crystals of LBO and BBO. Typically UV light pulses of energy 3 mJ and 80 nsec (FWHM) duration were used. The alexandrite laser was seeded with light from a continuous wave Ti:sapphire laser at 732 nm which was pumped by an Ar ion laser. Fluctuations of the optical phase during the laser pulse were compensated with an electro-optic device in the resonator of the ring amplifier to give a frequency chirping of the laser light of less than about 5 MHz. The laser frequency was calibrated by frequency modulation saturation spectroscopy of a hyperfine component of the 5-13 R(26) line in thermally excited iodine vapour. The frequency of the reference line is about 700 MHz lower than 1/6 of the muonium transition frequency. The cw light was frequency up-shifted by passing through two acousto-optic modulators (AOM's). The muonium reference line has been calibrated preliminarily to 3.4 MHz at the Institute of Laser Physics in Novosibirsk. An independent calibration at the

National Physics Laboratory (NPL) at Teddington, UK, was performed to 140 kHz (0.35 ppb).

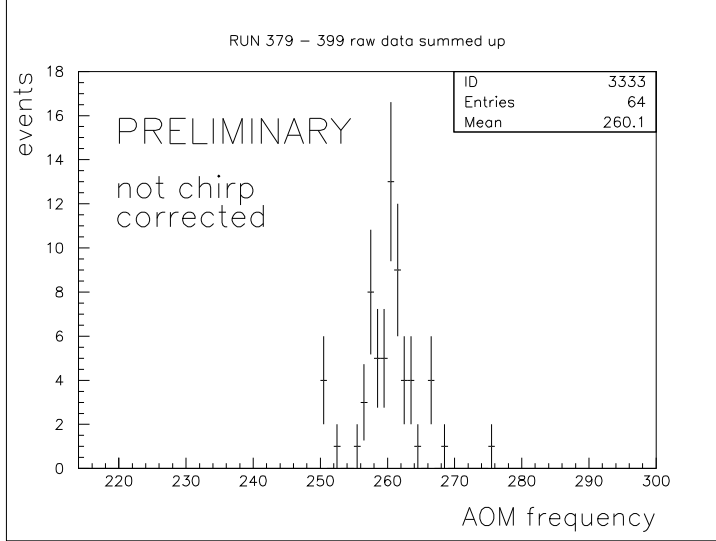


FIGURE 6. The $1^2S_{1/2}(F=1) \rightarrow 2^2S_{1/2}(F=1)$ transition signal in muonium, not corrected for systematic shifts due to frequency chirping and ac Stark effect.

The 1S-2S transition was detected by the photoionization of the 2S state by a third photon from the same laser field. The slow muon set free in the ionization process is accelerated to 2 keV and guided through a momentum and energy selective path onto a microchannel plate particle detector (MCP). Background due to scattered photons and other ionized particles can be reduced to less than 1 event in 5 hours by shielding and by requiring that the MCP count falls into a 100 nsec wide window centered at the expected time of flight for muons and by additionally requiring the observation of the energetic positrons from the muon decay. On resonance an event rate of 9 per hour was observed. The number of MCP events as a function of the laser frequency is displayed in Fig. 6.

The line shape distortions due to frequency chirping were investigated theoretically using density matrix formalism to find numerically the frequency dependence of the signal for the time dependent laser intensity and the time dependent phase of the laser field which were both measured for every individual laser shot using fast digitized amplitude and optical heterodyne signals [84,85]. The model was verified experimentally at the ppb level by observing resonances in deuterium and hydrogen. A careful analysis of the recorded muonium data is in progress and promises for the first successful run with the new all solid state laser system an accuracy of order 10 MHz which is significantly better than the previous result. The measurements are still limited by properties of the laser system, in particular by the chirp effect, rather than by statistics.

It can be expected that future experiments will reach well below 1 MHz in accu-

racy promising an improved muon mass value. The theoretical value at present is basically limited by the knowledge of recoil terms at the 0.6 MHz level. Here some improvement of calculations will become important for the next round of experiments.

1

V MUONIUM TO ANTIMUONIUM CONVERSION

A spontaneous conversion of muonium ($M=\mu^+e^-$) into antimuonium ($\overline{M}=\mu^-e^+$) would violate additive lepton family number conservation and is discussed in many speculative theories (see Fig. 7). It would be an analogy in the lepton sector to K^0 - \overline{K}^0 oscillations [86]. Since lepton number is a solely empirical law and no underlying symmetry could yet be revealed, it can be reliably applied only to the level at which it has been tested. The M - \overline{M} -conversion process would in case of its existence, for example, cause a level splitting of the muonium hyperfine states of order $519 \text{ Hz} \cdot G_{M\overline{M}}$, where $G_{M\overline{M}}$ is the coupling constant describing the process in an effective four fermion coupling. Therefore the verification of an upper limit for such an interaction is indispensable for a reliable extraction of fundamental constants from spectroscopic measurements in muonium.

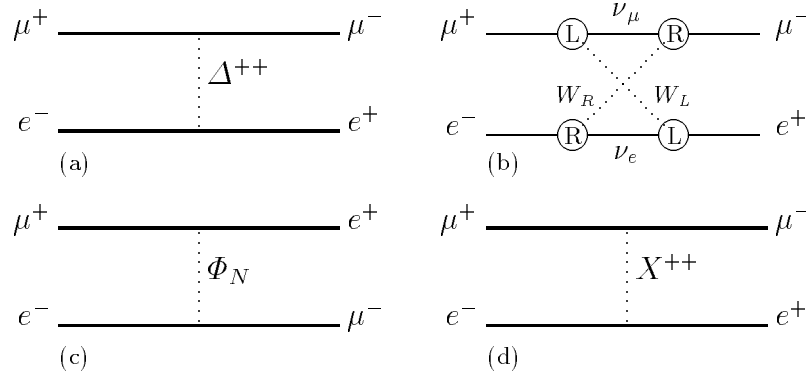
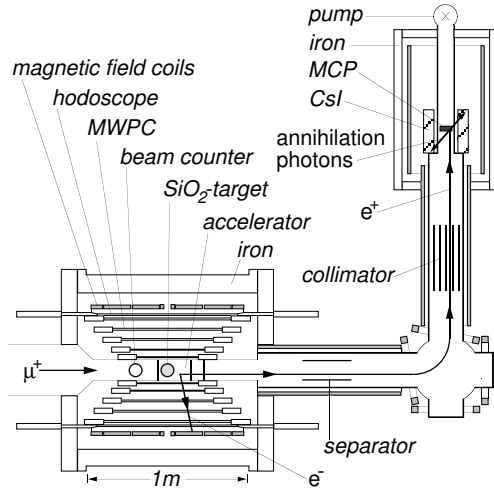


FIGURE 7. Muonium-antimuonium conversion in theories beyond the standard model. The interaction could be mediated by (a) a doubly charged Higgs boson Δ^{++} [100,101], (b) heavy Majorana neutrinos [100], (c) a neutral scalar Φ_N [102], e.g. a supersymmetric τ -sneutrino $\tilde{\nu}_\tau$ [95,103], or (d) a dileptonic gauge boson X^{++} [104].

An experiment set up at PSI (Fig. 8) [87,88] is designed to employ the signature developed in a predecessor experiment at LAMPF, which requires the coincident identification of both particles forming the antiatom in its decay [89,90]. Muonium atoms in vacuum with thermal velocities, which are produced from a SiO_2 powder target, are observed for antimuonium decays. Energetic electrons from the decay of the μ^- in the antiatom can be observed in a magnetic spectrometer at 0.1 T magnetic field consisting of five concentric multiwire proportional chambers and a 64 fold segmented hodoscope. The positron in the atomic shell of the antiatom is left behind after the decay with 13.5 eV average kinetic energy [91]. It can be

FIGURE 8. Top view of the MACS (Muonium - Antimuonium - Conversion - Spectrometer) apparatus at PSI to search for $M - \bar{M}$ - conversion [88].



accelerated to 7 keV in a two stage electrostatic device and guided in a magnetic transport system onto a position sensitive microchannel plate detector (MCP). Annihilation radiation can be observed in a 12 fold segmented pure CsI calorimeter around it.

The relevant measurements were performed during in total 6 month distributed over 4 years during which $5.7 \cdot 10^{10}$ muonium atoms were in the interaction region. One event fell within a 99% confidence interval of all relevant distributions (Fig. 9). The expected background due to accidental coincidences is 1.7(2) events. Thus an upper limit on the conversion probability of $P_{M\bar{M}} \leq 8.2 \cdot 10^{-11}/S_B$ (90% C.L.) was found, where S_B accounts for the interaction type dependent suppression of the conversion in the magnetic field of the detector due to the removal of degeneracy between corresponding levels in M and \bar{M} . The reduction is strongest for $(V\pm A)\times(V\pm A)$, where $S_B=0.35$ [105,106]. This yields for the traditionally quoted upper limit on the coupling constant in effective four fermion interaction $G_{M\bar{M}} \leq 3.0 \cdot 10^{-3}G_F$ (90% C.L.) with G_F the weak interaction Fermi constant.

This new result, which exceeds bounds from previous experiments [89,107] by a factor of 2500 and the one from an early stage of the experiment [88] by 35, has some impact on speculative models. A certain Z_8 model is ruled out with more than 4 generations of particles where masses could be generated radiatively with heavy lepton seeding [108].

A new lower limit of $m_{X^{\pm\pm}} \geq 2.6 \text{ TeV}/c^2 * g_{3l}$ (95% C.L.) on the masses of flavour diagonal bileptonic gauge bosons in GUT models is extracted which lies well beyond the value derived from direct searches, measurements of the muon magnetic anomaly or high energy Bhabha scattering [104,98]. Here g_{3l} is of order 1 and depends on the details of the underlying symmetry. For 331 models this translates into $m_{X^{\pm\pm}} \geq 850 \text{ GeV}/c^2$ which excludes their minimal Higgs version in which an upper bound of 600 GeV/c² has been extracted from an analysis of

electroweak parameters [109,110]. The 331 models may still be viable in some extended form involving a Higgs octet [111]. In the framework of R-parity violating supersymmetry [103,95] the bound on the coupling parameters could be lowered by a factor of 15 to $|\lambda_{132}\lambda_{231}^*| \leq 3 * 10^{-4}$ for assumed superpartner masses of 100 GeV/c². Further the achieved level of sensitivity allows to narrow slightly the interval of allowed heavy muon neutrino masses in minimal left-right symmetry [101] (where a lower bound on $G_{\overline{M}M}$ exists, if muon neutrinos are heavier than 35 keV) to ≈ 40 keV/c² up to the present experimental bound at 170 keV/c².

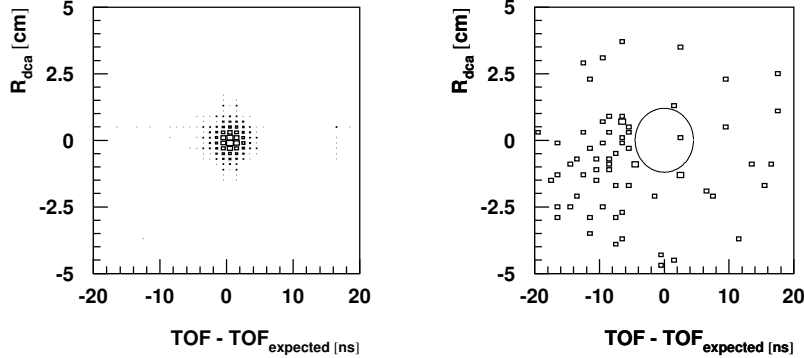


FIGURE 9. Time of flight (TOF) and vertex quality for a muonium measurement (left) and the same for all data of the final 4 month search for antimuonium (right). One event falls into the indicated 3 standard deviations area.

In minimal left right symmetric models, in which $\overline{M}M$ conversion is allowed, the process is intimately connected to the lepton family number violating muon decay $\mu^+ \rightarrow e^+ + \nu_\mu + \overline{\nu}_e$. With the limit achieved in this experiment this decay is not an option for explaining the excess neutrino counts in the LSND neutrino experiment at Los Alamos [112,113].

The consequences for atomic physics of muonium are such that the expected level splitting in the ground state due to $M - \overline{M}$ interaction is below 1.5 Hz/ $\sqrt{S_B}$ re-assuring the validity of fundamental constants determined in muonium spectroscopy.

A future $M - \overline{M}$ experiment could take particularly advantage of high intense pulsed beams. In contrast to other lepton flavour violating muon decays, the conversion through its nature as particle - antiparticle oscillation, has a time evolution in which the probability for finding \overline{M} in the ensemble remaining after muon decay increases quadratically in time, giving the signal an advantage growing in time over major exponentially decaying background [90].

VI LONG TERM FUTURE POSSIBILITIES

It appears that the availability of particles limits the ability to increase noticeably the accuracy of spectroscopy experiments on muonium. Therefore any measure to boost the particle fluxes would be a very important step forward. In principle, we need significantly more intense accelerators, such as they are presently discussed at

various places. In the intermediate future the Japanese Hadron Facility (JHF) or a possible European Spallation Source (ESS) are important options. Also the discussed Oak Ridge neutron spallation source could in principle accommodate intense muon beams. The most promising facility would be, however, a muon collider [114], the front end of which could provide muon rates 5-6 orders of magnitude higher than present beams (see Table 4).

TABLE 4. Muon fluxes of some existing and future facilities, Rutherford Appleton Laboratory (RAL), Japanese Hadron Facility (JHF), European Spallation Source (ESS), Muon collider (MC).

	RAL(μ^+)	PSI(μ^+)	PSI(μ^-)	JHF(μ^+) [†]	ESS(μ^+)	MC (μ^+ , μ^-)
Intensity (μ/s)	3×10^6	3×10^8	1×10^8	4.5×10^7	4.5×10^7	7.5×10^{13}
Momentum bite Δ pm/p[%]	10	10	10	10	10	5-10
Spot size (cm \times cm)	1.2 \times 2.0	3.3 \times 2.0	3.3 \times 2.0	1.5 \times 2.0	1.5 \times 2.0	few \times few
Pulse structure	82 ns 50 Hz	50 MHz continuous	50 MHz continuous	300 ns 50 Hz	300 ns 50 Hz	50 ps 15 Hz

[†] Recent studies indicate that the 10^{11} particles/s region might be reachable [115].

At short term, at PSI the muon beam of the π E3 area could be chopped to give pulses of typically 1 μ s duration and about 10 μ s separation with in total beam rates of up to $5 \cdot 10^6 \mu^+/s$, which would be 5 times higher rate than at LAMPF when the recently completed muonium hyperfine structure experiment was performed.

With such improvements in the particle fluxes one could expect increased accuracy for the muonium hyperfine splitting and the muon magnetic moment. For the 1s-2s splitting a cw laser experiment could just about become feasible as well as many other important laser experiments [116,117] With the large number of very interesting possibilities for measuring fundamental constants and testing of basic physical laws muonium spectroscopy appears to be as lively as is now for almost three decades.

ACKNOWLEDGMENTS

It is a pleasure to thank the organizers of the workshop for creating a wonderful and stimulating atmosphere and for their great hospitality. This work was in part supported by the German BMBF and a NATO research grant.

REFERENCES

1. E. Schrödinger, Ann.d.Phys.**79**, 361 (1926)
2. C.G. Darwin, Proc.Roy.Soc.London **A118** (1928)
3. J.E. Nafe, E.B. Nelson, and I.I. Rabi, Phys.Rev.**71**, 914 (1947)
4. J.E. Nafe and E.B. Nelson, Phys.Rev.**71**, 718 (1948)

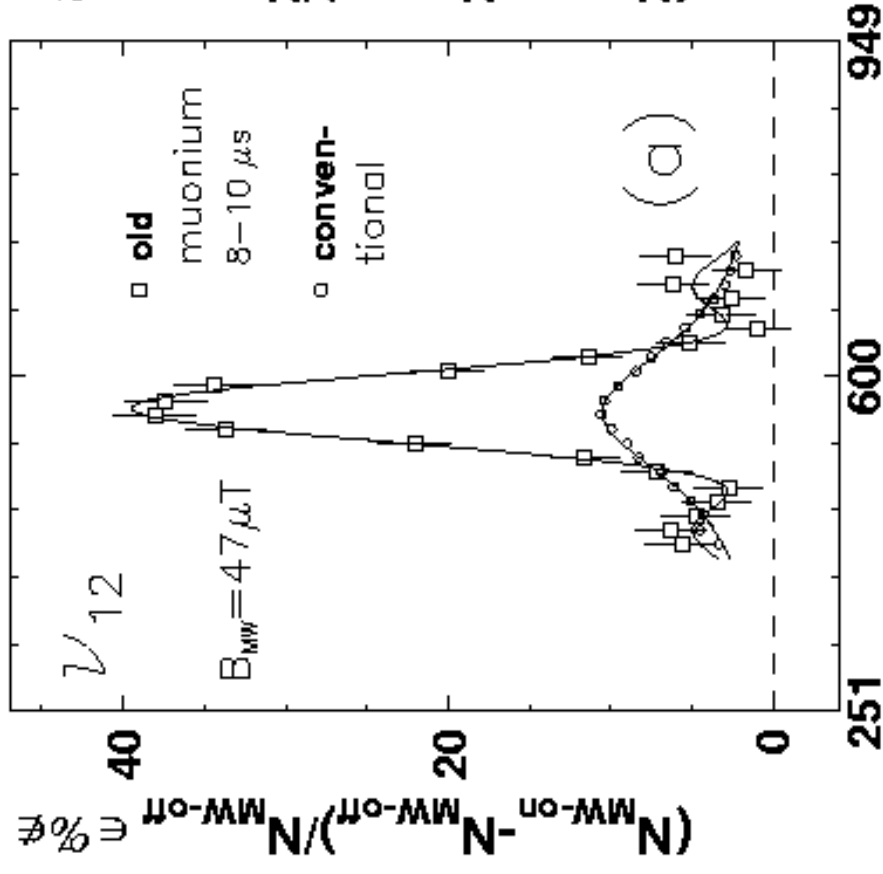
5. W.E. Lamb and R.C. Retherford, Phys.Rev.**79**, 549 (1950), and Phys.Rev.**71**, 241 (1947)
6. R.S. Van Dyck, Jr., in: Quantum Electrodynamics, T. Kinoshita (ed.), World Scientific, Singapore, p. 322 (1990)
7. T. Kinoshita, IEEE.Trans.Instr.Meas. **46**, 108 (1997)
8. L. Essen, R.W. Donaldson, M.J. Bangham, and E.G. Hope, Nature **229** 110(1971)
9. H. Hellwig, R.F.C. Vessot, M.W. Levine, P. Zitzewitz, D.W. Allen, and D.J. Glaze, IEEE Trans. Instrum.**IM-19**, 200(1970)
10. J. R. Sapirstein and D. R. Yennie, in: Quantum Electrodynamics, T. Kinoshita (ed.), World Scientific, Singapore, p. 560 (1990)
11. D.R. Yennie, Z.Phys.**C56**, S13 (1992)
12. V.G. Palchikov, Y.L. Sokolov, and V.P. Yakovlev, Metrologia **21**, 99 (1985)
13. B.de Beauvoir, F.Nez, L.Julien, B.Cagnac, F.Biraben, D.Touahri, L.Hilico, O.Acef, A.Clairon, and J.J.Zondy, Phys. Rev. Lett. 78, 440 (1997).
14. Th.Udem, A.Huber, B.Gross, J.Reichert, M.Prevedelli, M.Weitz, and T.W.Hansch, Phys. Rev. Lett. 79, 2646 (1997); see also: A.Huber, Th.Udem, B.Gross, J.Reichert, M.Kouroggi, K.Pachucki, M.Weitz, and T.W.Hansch, Phys. Rev. Lett. 80, 468 (1998).
15. T.W. Hänsch, this conference; see also: e.g. Th.Udem, A.Huber, B.Gross, J.Reichert, M.Prevedelli, M.Weitz, and T.W.Hansch, Phys. Rev. Lett., 79, 2646 (1997), B.de Beauvoir, F.Nez, L.Julien, B.Cagnac, F.Biraben, D.Touahri, L.Hilico, O.Acef, A.Clairon und J.J.Zondy, Phys. Rev. Lett. 78, 440 (1997),
16. K. Pachucki, this conference
17. K. Jungmann, in: *Atomic Physics 14* (New York: AIP Press), D. Wineland et al. (ed.), p. 102 (1994)
18. R. Coombes, R. Flexer, A. Hall, R. Kennelly, J. Kirkby, R. Piccioni, D. Porat, M. Schwartz, R. Spitzer, J. Toraskar, S. Wiesner, B. Budick, and J.W. Kast, in: Atomic Physics 5 (R. Marrus, M. Prior, and H. Shugart, eds.), Plenum, New York p.95 (1977)
19. L. Schaller, Z.Phys.**C56**, S48 (1992)
20. R. Rosenfelder, in: Muonic Atoms and Molecules, L. Schaller and C. Petitjean (eds.) Birkhäuser, Basel, p. 95 (1992)
21. K. Jungmann, Z.Phys.C **56**, S59 (1992)
22. D. Baklakov, E. Milotti, C. Rizzo, A. Vacchi, and E. Zavattini, Phys.Lett. **A 172** 277 (1993)
23. P.A. Souder, T.W. Crane, V.W. Hughes, D.C. Lu, H. Orth, H.W. Reist, M.H. Yam, G.zu Putlitz, Phys.Rev. **A22**, 33 (1980)
24. H. Orth, K.P. Arnold, P.O. Egan, M. Gladisch, W. Jacobs, J. Vetter, W. Wahl, M. Wiegand, G. zu Putlitz, V.W. Hughes, Phys.Rev.Lett. **45**, 1483 (1980)
25. C.J. Gardener, A. Badertscher, W. Beer, P.R. Bolton, P.O. Egan, M. Gladisch, M. Greene, V.W. Hughes, D.C. Lu, F.G. Mariam, P.A. Souder, H. Orth, J. Vetter, G.zu Putlitz, Phys.Rev.Lett**48**, 1168 (1982)
26. G. Carboni, U. Gastaldi, G. Neri, O. Pitzurra, E. Polacco, G. Torelli, A. Bertin, G. Gorini, A. Placci, E. Zavattini, A. Vitale, J. Duclos, and J. Picard, Nuov.Cim. **34A**, 493 (1976).
27. G. Carboni, G. Gorini, G. Torelli, L. Palffy, F. Palmonari, and E. Zavattini, Nucl.

- Phys. **A278**, 381 (1977).
28. H.P. von Arb, F. Dittus, H. Heeb, H. Hofer, F. Kottmann, S. Niggli, R. Schaeren, D. Taquq, J. Unternährer, and P. Egelhof, Phys.Lett. **136B**, 232 (1984)
 29. M. Eckhause, P. Guss, D. Joyce, J.R. Kane, R.T. Siegel, W. Vulcan, R.E. Welsh, R. Whyley, R. Dietlicher, and A. Zehnder, Phys.Rev. **A33** 1743 (1986)
 30. J. Rosenkranz, K.P. Arnold, M. Gladisch, J. Hofmann, H.J. Mundinger, H. Orth, G. zu Putlitz, M. Stickel, W. Schäfer, W. Schwarz, and V.W. Hughes, Ann.Phys. **47**, 667 (1990)
 31. P. Hauser, H.P. v.Arb, A. Bianchetti, H.Hofer, F. Kottmann, C. Lüchinger, R. Schaeren, F. Studer, and J. Unternährer Phys.Rev.**A46**, 2363(1992)
 32. W. Beer, M. Bogdan, P.F.A. Goudsmit, H.J. Leisi, A.J. Rusi El Hassani, D. Sigg, S. Thomann, W. Volken, D. Bovet, E. Bovet, D. Chatellard, J.P. Egger, G. Fiorucci, K. Gabathuler, and L.M. Simons, Phys.Lett. **B261**, 16 (1991)
 33. E.G. Auld, H. Averdung, J.M. Bailey, G.A. Beer, B. Dreher, H.Drumm, K. Erdmann, U. Gastaldi, E. Klempt, K. Merle, K. Neubecker, C.Sabev, H. Schwenk, V.H. Walter, R.D. Wendling, B.L. White, and W.R. Wodrich, Phys.Lett. **77B**, 454 (1978)
 34. E. Klempt, in: The Hydrogen Atom, G.F. Bassani, M. Inguscio, and T.W. Hänsch (eds.), Springer, Berlin, Heidelberg, New York, p.211 (1989)
 35. H.J. Mundinger, K.P. Arnold, M. Gladisch, J. Hofmann, W. Jacobs, H. Orth, G. zu Putlitz, J. Rosenkranz, W. Schäfer, W. Schwarz, K.A. Woodle, and V.W. Hughes, Euro.Phys.Lett. **8**, 339 (1989)
 36. B. Jeckelmann, W. Beer, G. de Chambrier, O. Elsenhans, K.L. Giovanetti, P.F.A. Goudsmit, H.J. Leisi, T. Nakada, O. Piller, A. Rüetschi, and W. Schwitz, Nucl.Phys. A **457**, 709 (1986)
 37. M. Daum, R. Frosch, D. Herter, M. Janousch, and P. Kettle, Phys.Lett. **B265**, 425 (1991)
 38. M. Daum, R. Frosch, D. Herter, M. Janousch, and P. Kettle, Z.Phys.C **56**, S.114 (1992)
 39. K. Assamagan et al., Phys.Lett.**B335**, 231 (1994), see also E. Gotta, this conference
 40. H.U. Martyn, in: Quantum Electrodynamics, T. Kinoshita (ed.), World Scientific, Singapore, p. 92 (1990)
 41. T. Kinoshita and W.J. Marciano, in: Quantum Electrodynamics, T. Kinoshita (ed.), World Scientific, Singapore, p. 419 (1990)
 42. I. Sick, Phys.Lett. **116B**, 212 (1982)
 43. G.G. Simon, Ch. Schmitt, F. Barkowski, and V.W. Walther, Nucl.Phys. **A333**, 381 (1980)
 44. L.M. Hand, D.G. Miller, and R. Wilson, Rev.Mod.Phys. **35**, 335 (1963)
 45. M. Deutsch, Phys.Rev. **82**,455 (1951)
 46. Allen P. Mills and Steven Chu, in: Quantum Electrodynamics, T. Kinoshita (ed.), World Scientific, Singapore, p. 774 (1990)
 47. V.W. Hughes, D.W. McColm, K. Ziock, and R. Prepost, Phys.Rev.Lett. **5**, 63 (1960)
 48. V.W. Hughes and G. zu Putlitz, in: Quantum Electrodynamics, T. Kinoshita (ed.), World Scientific, Singapore, p. 822. (1990)

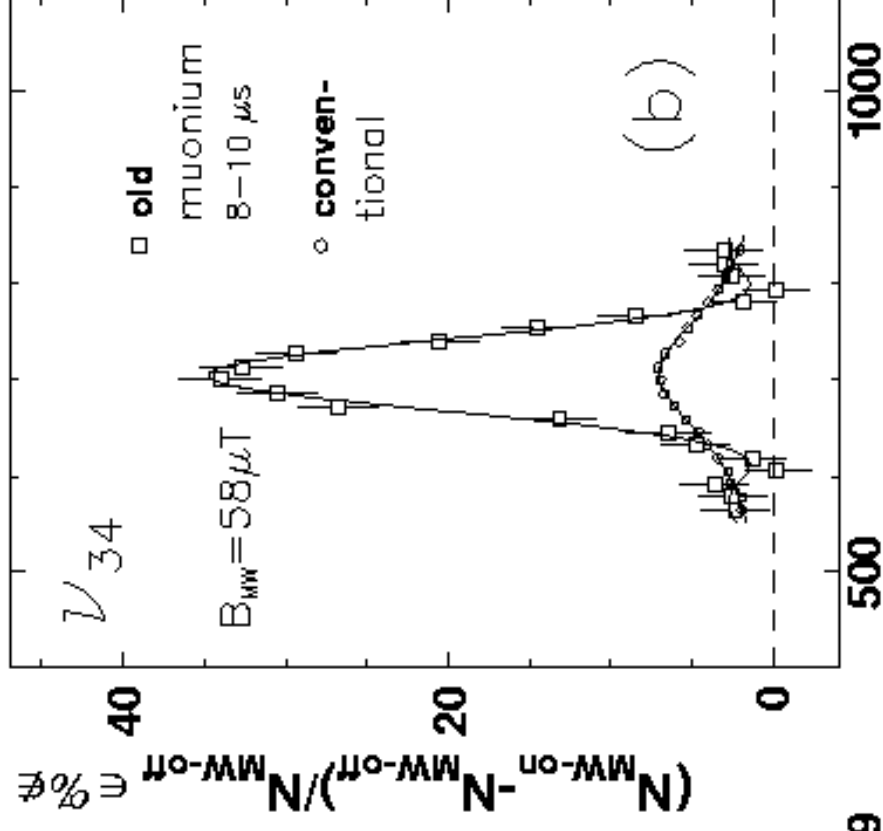
49. V.W. Hughes, in: Atomic Physics Methods in Modern Research, K. Jungmann, J. Kowalski, I. Reinhard, F. Träger (eds.), Springer, Heidelberg, P. 21 (1997)
50. P. Mohr, in: The Spectrum of Atomic Hydrogen Advances, G.W. Series (ed.), p. 111 (1998)
51. Steven Chu, Allen P. Mills, Jr., and John L. Hall, Phys. Rev. Lett. **52**, 1689 (1984)
52. M.S. Fee, A.P. Mills Jr., S. Chu, E.S. Shaw, K. Danzmann, R.J. Chichester, and D.M. Zuckermann, Phys.Rev.Lett. **70**, 1397 (1993)
53. R.N. Fell, Phys.Rev.Lett. **68**, 25 (1992)
54. Particle Data Group, Phys.Rev.D**45** S1 (1992)
55. F.G. Mariam, W. Beer, P.R. Bolton, P.O. Egan, C. J. Gardner, V.W. Hughes, D.C. Lu, P.A. Souder, H. Orth, J. Vetter, U. Moser, and G. zu Putlitz, Phys. Rev. Lett. **49**, 993 (1982).
56. C.J. Oram, J.M. Bailey, P.W. Schmor, C.A. Fry, R.F. Kiefl, J.B. Warren, G.M. Marshall, and A. Olin, Phys.Rev.Lett. **52**, 910 (1984)
57. Steven Chu, A. P. Mills, Jr., A. G. Yodh, K. Nagamine, Y. Miyake, and T. Kuga, Phys. Rev. Lett. **60**, 101 (1988)
58. K. Danzmann, M. S. Fee, and Steven Chu, Phys. Rev. **A39**, 6072 (1989)
59. Jungmann, P.E.G. Baird, J.R.M. Barr, C. Bressler, P.F. Curley, R. Dixon, G.H. Eaton, A.I. Ferguson, H. Geerds, V.W. Hughes, J. Kenntner, S.N. Lea, F. Maas, M.A. Persaud, G. zu Putlitz, P.G.H. Sandars, W. Schwarz, W.T. Toner, M. Towrie, G. Woodman, L. Zhang, and Z. Zhang, Z.Phys.D**21**, 241 (1991)
60. F. Maas, P.E.G. Baird, J.R.M. Barr, D. Berekeland, M.G. Boshier, B. Braun, G.H. Eaton, A.I. Ferguson, H. Geerds, V.W. Hughes, K. Jungmann, B.M. Matthias, P. Matousek, M.A. Persaud, G. zu Putlitz, I. Reinhard, E. Riis, P.G.H. Sandars, W. Schwarz, W.T. Toner, M. Towrie, L. Willmann, K.A. Woodle, G. Woodman and L. Zhang, Phys.Lett. **A187**, 247 (1994); see also: W. Schwarz, P.E.G. Baird, J.R.M. Barr, D. Berekeland, M.G. Boshier, B. Braun, G.H. Eaton, A.I. Ferguson, H. Geerds, V.W. Hughes, K. Jungmann, F. Maas, B.M. Matthias, P. Matousek, M.A. Persaud, G. zu Putlitz, I. Reinhard, E. Riis, P.G.H. Sandars, W.T. Toner, M. Towrie, L. Willmann, K.A. Woodle, G. Woodman and L. Zhang, IEEE Trans.Instr.Meas. **44**, 505 (1995)
61. V.W. Hughes, this conference ; see also: J.P Miller et al., Proceedings of "6th Conference on the Intersections of Particle and Nuclear Physics", T.W. Donnelly (ed.), AIP Conf. Proc. 412, p.429 (1997)
62. F.J.M. Farley and E. Picasso, in: Quantum Electrodynamics, T. Kinoshita (ed.), World Scientific, Singapore, p. 479. (1990)
63. M.A.B. Bég and G. Feinberg, Phys.Rev.Lett. **33**, 606 (1974), and Phys.Rev.Lett. **35**, 130 (1975)
64. M.I. Eides, Phys.Rev. A **53**, 2953 (1996)
65. T. Kinoshita, this conference; see also: T. Kinoshita, preprint hep-ph/9808351 (1998)
66. M. Eides and T. Shelyuto, Phys.Rev.A **52**, 954(1995); M.I. Eides, H. Grotch and V.A. Shelyuto, Phys.Rev. D **58**, 013008 (1998)
67. S. Karhenboim, Z.Phys.D **36**, 11 (1996)
68. K. Pachucki, Phys.Rev. A **54**, 1994 (1996)

69. T. Kinoshita and M. Nio, Phys.Rev. **D 55**, 7867(1997)
70. S. Blundell, K. Cheng, J. Sapirstein, Phys.Rev.Lett. **78**, 4914(1997)
71. M.E. Cage et al., IEEE Trans.Instr.Meas.**38**,284(1989), see also: E.R. Williams et al., IEEE Trans.Instr.Meas.**38**,233(1989)
72. E. Klempt et al.,Phys.Rev.D**25**,652(1982)
73. LAMPF proposal 1054: Ultrahigh Precision Measurements on Muonium Ground State: Hyperfine Structure and Muon Magnetic Moment, V.W. Hughes, G. zu Putlitz, P.A. Souder, spokesmen (1986)
74. M.G. Boshier et al., Phys. Rev. A **52**, 1948 (1995)
75. D. Kawall, this conference
76. W. Liu, M.G. Boshier, S. Dhawan, O. Van Dyck, P. Eagan, X. Fei, M. Groisse-Perdekamp, V.W. Hughes, M. Janousch, K. Jungmann, D. Kawall, F.G. Mariam, C. Pillai, R. Prigl, G. zu Putlitz, I. Reinhard, W. Schwarz, P.A. Thompson, and K.A. Woodle, submitted to Phys,Rev.Lett. (1998) ; W. Liu PhD thesis YAlE University (1997)
77. C.J. Oram et al., Phys.Rev.Lett.**52**,910(1984)
78. A. Badertscher et al., Phys.Rev.Lett.**52**,914(1984), *see also* K.A. Woodle et al., Phys.Rev.**41**,94(1990)
79. S.H. Kettell et al.,Bull.Am.Soc.Phys.**36**,1258(1991)
80. D.A. Bolton et al.,Phys.Rev.Lett.**4 7**,1441(1981)
81. E. Krüger, W. Nistler, W. Weirauch, IEEE Trans.Instr.Meas.**46**,101 (1997)
82. K.A. Woodle et al., Z.Phys.D**9**,59(1989), G.A. Beer et al.,Phys.Rev.Lett.**57**,671(1986)
83. K. Jungmann et al., Appl.Phys. B **60**, S159 (1995)
84. V. Yakhontov and K. Jungmann, Z.Phys. **D 38**, 141 (1996)
85. V. Yakhontov, R. Santra and K. Jungmann, submitted to J. Phys. B (1998)
86. B. Pontecorvo, Sov.Phys.JETP **6**, 429 (1958)
87. K. Jungmann, B.E. Matthias, H.J. Munding, J. Rosenkranz, W. Schäfer, W. Schwarz, G. zu Putlitz, D. Ciskowski, V.W. Hughes, R. Engfer, E.A. Hermes, C. Niebuhr, H.S. Pruys, R. Abela, A. Badertscher, W. Bertl, D. Renker, H.K. Walter, D. Kampmann, G. Otter, R. Seeliger, T. Kozłowski, and S. Korentschenko, PSI proposal R 89-06.1 (1989)
88. R. Abela et al., Phys.Rev.Lett. **77** 1951 (1996)
89. B.E. Matthias et al., Phys.Rev.Lett. **66**, 2716 (1991)
90. L. Willmann and K. Jungmann, Lecture Notes in Physics, Vol. 499, (1997)
91. L. Chatterjee et al., Phys. Rev. **D46**, 46 (1992)
92. A. Halprin,Phys.Rev.Lett. **48**, 1313 (1982)
93. P. Herczeg and R. Mohapatra, Phys.Rev.Lett. **69**, 2475 (1992), and P. Herczeg Z.Phys.C **56**, S129 (1992)
94. R. Mohapatra, Z.Phys.C **56**, S117 (1992)
95. A. Halprin and A. Masiero, Phys.Rev.D**48**, 2987 (1993)
96. R.N. Mohapatra, Prog.Part.Nucl.Phys. **31**, 39 (1993)
97. V. Meyer et al., Proc. Intersections between Particle and Nuclear Physics, 6th conf, T.W. Donnelly (ed.), AIP Press, New York, p. 429 (1997)
98. F. Cuypers and S. Davidson, Eur.Phys.J. **C2**, 503 (1998)

99. M. Raidal and A. Santamaria, hep-ph/9710389 (1997)
100. A. Halprin, Phys.Rev.Lett. **48**, 1313 (1982)
101. P. Herczeg and R.N. Mohapatra, Phys.Rev.Lett. **69**, 2475 (1992)
102. W.S. Hou and G.G. Wong, Phys.Rev. D**53** 1537 (1996)
103. R.N. Mohapatra, Z.Phys. C**56**, S117 (1992)
104. H. Fujii et al., Phys.Rev. D **49** 559 (1994)
105. K. Horikawa and K. Sasaki, Phys. Rev. D**53**, 560 (1996)
106. G.G. Wong and W.S. Hou, Phys.Lett.B**357**, 145 (1995)
107. V.A. Gordeev et al, JETP Lett. **59**, 589 (1994)
108. G.G. Wong and W.S. Hou, Phys.Rev.D**50**, R2962 (1994)
109. P. Frampton , Phys.Rev.Lett**69**, 1889 (1994); see also: hep-ph/97112821 (1997)
110. P. Frampton and S. Harada, hep-ph/9711448 (1997)
111. P. Frampton, priv. comm. (1998)
112. P. Herczeg, Conference "Beyond the Desert 97", Castle Ringberg (1997)
113. C. Athanassopoulos et al., Phys.Rev. C**54**, 2685 (1996); see also: nucl-ex/9709006
114. R.B. Palmer and J.C. Gallardo, physics/9802002 (1998); R.B. Palmer, physics/9802005 (1998)
115. Y. Kuno, priv. com. (1998)
116. M.G. Boshier, V.W. Hughes, K. Jungmann, and G. zu Putlitz, Comm. At. Mol. Phys. **33**, 17 (1996)
117. D. Kawall, M.G. Boshier, V.W. Hughes, K. Jungmann, W. Liu, G. zu Putlitz, eingereicht bei: Proceedings of the Workshop at the First Muon Collider and the Front End of a Muon Collider, Fermi National Accelerator Laboratory, Batavia, USA (1997)



$$(V_{MW} - 1897 \cdot 10^3) \in \text{kHz}$$



$$(V_{MW} - 2565 \cdot 10^3) \in \text{kHz}$$