

Version of September 11, 2018

# Practical Guide to Monte Carlo

**S. Jadach**

*Institute of Nuclear Physics, ul. Kawiorów 26a, Kraków, Poland*  
and  
*DESY, Theory Group, Notkestrasse 85, D-22603 Hamburg, Germany*

## Abstract

I show how to construct Monte Carlo algorithms (programs), prove that they are correct and document them. Complicated algorithms are built using a handful of elementary methods. This construction process is transparently illustrated using graphical representation in which complicated graphs consist of only several elementary building blocks. In particular I discuss the equivalent algorithms, that is different MC algorithms, with different arrangements of the elementary building blocks, which generate *the same* final probability distribution. I also show how to transform a given MC algorithm into another equivalent one and discuss advantages of the various “architectures”.

*To be submitted somewhere, sometime (or may be not)*

# 1 Introduction

The aim of this report is to provide:

- Elementary description of elementary Monte Carlo (MC) methods for a graduate student in physics, who is supposed to learn them in a couple of days,
- Methods of transparent documenting of the MC programs,
- Reference in publications where there is no space for description of the elementary MC methodology.

In my opinion there is certain gap in the published literature on the MC methods. The elementary MC methods like rejection according to weight, branching (multichannel method) or mapping of variables are so simple and intuitive that it seems to be not worth to write anything on them. On the other hand in the practical MC applications these methods are often combined in such a complicated and baroque way that sometimes one may wonder if the author is really controlling what he is doing, especially if the documentation is incomplete/sparse and we lack commonly accepted terminology graphical notation for describing MC algorithms. There are also many mathematically oriented articles and textbooks on the MC methods which in my opinion seem to have very little connection with the practical every day work of someone constructing MC program. The aim of this report is to fill at least partly this gap. This report is extension of a section in ref. [1]. I would like also to recommend the classical report [2] of James on the elementary MC methods.

Section 1 describes elementary MC methods of the single and multiple level rejection (reweighting), including detailed description of the weight book-keeping and recipes for keeping correct normalisation for the total integrand and the differential distributions (histograms). Section 2 introduces branching (multi-channel) method and section 3 demonstrates the simplest combinations of the rejection and branching. Section 4 and 5 reviews more advanced aspects of combining rejection and branching, in particular I show examples of “equivalent” algorithms, i.e. different algorithm which provide the same distributions, pointing out advantages of certain arrangements of the the rejection and branching. Another common method of the variable mapping is discussed in section 5, again in the context of various arrangement of the rejection and branching methods.

## 2 Rejection, compensating weights

We intend to generate randomly *events*, that is points  $x = (x_1, x_2, x_3, \dots, x_n)$ , according to a distribution

$$\rho(x_i) = \frac{d^n \sigma}{dx^n}(x_i) \quad (1)$$

within certain domain  $\Omega$  and, simultaneously, we want to calculate (estimate) the integral

$$\sigma = \int_{\Omega} \rho(x_i) dx^n. \quad (2)$$

as precisely as possible. In our notation, change of integration variables induces in  $\rho$ -density a *Jacobian* factor<sup>1</sup>

$$\rho(y_i) = \left| \frac{\partial x}{\partial y} \right| \rho(x_i). \quad (3)$$

The normalised to unity probability density is simply

$$d^n p = \frac{1}{\sigma} d^n \sigma, \quad \int_{\Omega} d^n p = \int_{\Omega} \frac{d^n p}{dx^n} dx^n = 1. \quad (4)$$

In fig. 1(a) I show the simple single-line algorithm with rejection according to a *weight*<sup>2</sup> defined as a ratio of an *exact* distribution  $\rho$  to *approximate*  $\rho^{(1)}$

$$w(x) = \frac{\rho(x_i)}{\rho^{(1)}(x_i)} = \frac{d^n \sigma}{d^n \sigma^{(1)}}. \quad (5)$$

We assume that we are able to generate randomly events according to  $\rho^{(1)}$  and we know the numerical value of the integral

$$\sigma^{(1)} = \int_{\Omega} \rho(x_i)^{(1)} dx^n. \quad (6)$$

---

<sup>1</sup> I assume that the reader is familiar only with the elementary calculus methods, and purposely avoid to call  $\rho$  a measure.

<sup>2</sup> I assume that the distribution  $\rho$  may be quite singular, in particular it may include Dirac  $\delta$  functions. The weight I expect to be analytical almost everywhere. It may, however, include discontinuities.

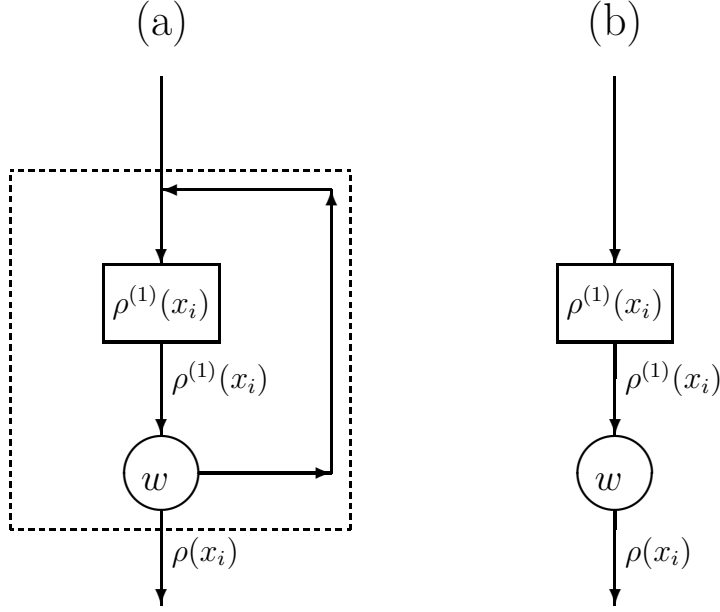


Figure 1: Single-line MC algorithm: versions (a) constant-weight events and (b) variable-weight events.

The box  $\boxed{\rho^{(1)}(x_i)}$  represents part of the algorithm (part of computer code) which provides us events according to  $\rho^{(1)}$  and the value of  $\sigma^{(1)}$ . The content of the box  $\boxed{\rho^{(1)}(x_i)}$  can be a complicated algorithm (computer code) and we treat it as a “black box”, i.e. we may know nothing about its content. In particular it can be taken from ready-to-use library of the programs generating standard distributions, or even a physical process providing “random events”. The circle with the return line depicts *rejection method*. For each event leaving  $\boxed{\rho^{(1)}(x_i)}$  we calculate weight  $w$  and we accept event (downward arrow) if

$$rW < w, \quad (7)$$

where  $W$  is a *maximum weight* and  $r$  is a *uniform random number*  $0 < r < 1$ . Otherwise event is rejected (return arrow in the graph). It is easy to see that events exiting our algorithm are generated according to density  $\rho$ . Probability density of accepted events at the point  $x_i$  is equal to product of probability  $d^n p^{(1)}$  of events produced in the box  $\rho^{(1)}$  times the probability  $p_{accept} = w(x)/W$

of accepting an event

$$d^n p(x) = \mathcal{N} d^n p^{(1)} p_{accept} = \mathcal{N} \frac{d^n \sigma^{(1)}(x)}{\sigma^{(1)}} \frac{w(x)}{W}, \quad (8)$$

where  $\mathcal{N}$  is normalisation factor. Substituting the definition of the weight  $w(x) = d^n \sigma / d^n \sigma^{(1)}$  and imposing normalisation condition  $\int d^n p(x) = 1$  we find

$$d^n p(x) = \frac{\mathcal{N}}{W} \frac{d^n \sigma(x)}{\sigma^{(1)}}, \quad \mathcal{N} = \frac{W \sigma^{(1)}}{\sigma} \quad (9)$$

and as a result we obtain

$$d^n p(x) = \frac{d^n \sigma(x)}{\sigma} \quad (10)$$

as desired. The dashed box  $\rho(x_i)$  can be used as part in a bigger algorithm (box in a bigger graph) because it provides events generated according to density  $\rho(x_i)$ . The question is whether within the dashed box we are able to estimate the integral  $\sigma$ . In fact we can, and there are even two ways to do it. In the first method we use the ratio on accepted events  $N$  to the total number  $N^{(1)}$  of the events generated in the box  $\boxed{\rho^{(1)}(x_i)}$ . The number of accepted events is, on the average, proportional to probability of generating an event event  $d^n \sigma^{(1)} / \sigma^{(1)}$  times probability of accepting an event

$$\bar{w} = \frac{w(x)}{W}, \quad (11)$$

averaged all over the points  $x_i$  in the entire integration (generation) domain  $\Omega$

$$N = N^{(1)} \int_{\Omega} \frac{d^n \sigma^{(1)}}{\sigma^{(1)}} \bar{w} = N^{(1)} \frac{\sigma}{\bar{\sigma}^{(1)}}, \quad \bar{\sigma}^{(1)} = W \sigma^{(1)}. \quad (12)$$

The above relation can be used to calculate the unknown integral  $\sigma$  as follows

$$\sigma = \bar{\sigma}^{(1)} \frac{N}{N^{(1)}}. \quad (13)$$

using known  $\sigma^{(1)}$  and counting accepted events  $N$ . Of course, the error of the above estimator of  $\sigma$  is given by the usual statistical error from the binomial

distribution. In the second method we calculate the average weight where the averaging is done over all accepted and rejected events

$$\langle w \rangle = \int_{\Omega} \frac{d^n \sigma^{(1)}}{\sigma^{(1)}} w(x) = \frac{\sigma}{\sigma^{(1)}}. \quad (14)$$

The above gives us second equivalent estimator of the unknown integral  $\sigma$  in terms of the known  $\sigma^{(1)}$  and the measured average weight

$$\sigma = \sigma^{(1)} \langle w \rangle = \bar{\sigma}^{(1)} \langle \bar{w} \rangle. \quad (15)$$

Another often asked question is: how to calculate the integral  $\Delta\sigma$  over a *subdomain*  $\Delta\Omega$ , which is for instance a single bin in a histogram? The following formula can be easily derived

$$\Delta\sigma = \sigma \frac{\Delta N}{N} = \bar{\sigma}^{(1)} \frac{\Delta N}{N^{(1)}} \quad (16)$$

where  $\Delta N$  is number of events falling into subdomain  $\Delta\Omega$ . A particular case is the proper normalisation of the histogram. Let us take the one dimensional distribution

$$\frac{d\sigma}{dz} = \int_{\Omega} d^n \sigma \delta(z - z(x_i)) \quad (17)$$

which we estimate/calculate by means of collecting generated events in a histogram with  $n_b$  equal bins within a  $(z_{\min}, z_{\max})$  range. The relevant formula reads

$$\frac{d\sigma}{dz} \simeq \frac{\sigma \Delta N}{\Delta z N} = \frac{n_b \sigma \Delta N}{(z_{\max} - z_{\min}) N} = \frac{n_b \bar{\sigma}^{(1)} \Delta N}{(z_{\max} - z_{\min}) N^{(1)}} \quad (18)$$

In fig. 1(b) I show the same algorithm for variable-weight events. In this case we do not reject events but we associate the weight  $w$  with each event. For the total integral over entire  $\Omega$  I may use the same formula of eq. (15) as for the constant-weight algorithm. In the case of the histogram we accumulate in each bin a sum of weights  $\sum_{z \in \text{bin}} w$ . The properly normalised distribution is obtained as follows<sup>3</sup>

$$\frac{d\sigma}{dz} = \frac{n_b \sigma^{(1)}}{(z_{\max} - z_{\min}) N^{(1)}} \sum_{z \in \text{bin}} w = \frac{n_b \bar{\sigma}^{(1)}}{(z_{\max} - z_{\min}) N^{(1)}} \sum_{z \in \text{bin}} \bar{w} \quad (19)$$

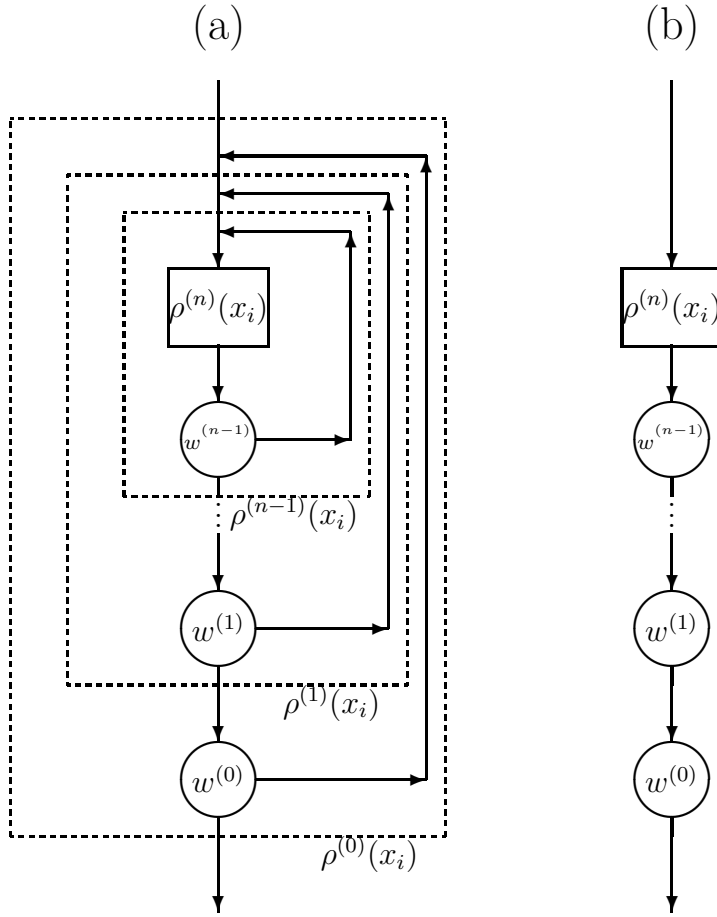


Figure 2: Single-line MC algorithm: versions (a) with constant-weight events, nested rejection loops, and (b) with variable-weight events.

In fig. 2(a) I show the simple single-line algorithm with several nested rejection loops. The meaning of the graph is rather obvious. The original distribution  $\rho_0$  goes through  $n$ -step simplification procedure

$$\rho^{(0)} \rightarrow \rho^{(1)} \rightarrow \rho^{(2)} \dots \rightarrow \rho^{(n)} \quad (20)$$

<sup>3</sup>Operationally this formula is identical for the case of variable-weight and constant-weight events and is therefore handy in practical calculations [3]. The values of  $\bar{\sigma}^{(1)}$  and  $N^{(1)}$  can be accumulated using a dedicated, one-bin-histogram. This arrangement facilitates dumping all MC results on the disk and restarting MC run at the later time.

and the compensation weights

$$w^{(k)} = \frac{\rho^{(k)}}{\rho^{(k-1)}} \quad (21)$$

are used for rejections “locally” in a standard way: each weight  $w^{(k)}$  is compared with  $rW^{(k)}$  where  $0 < r < 1$  is uniform random number, and if  $w^{(k)} < rW^{(k)}$  the event is accepted (down-ward arrow), otherwise rejected (return loop). The average weights  $\langle w^{(k)} \rangle$  are calculated for each rejection loop. The most inward box  $\boxed{\rho^{(n)}(x_i)}$  represents generation algorithm of the points  $x_i$  according to maximally simplified (crude) distribution  $\rho^{(n)}$  for which we know the integral  $\sigma^{(n)} = \int \rho^{(n)}$  analytically. The integral of the original distribution  $\rho$  is obtained from the crude integral and the average weights

$$\sigma^{(0)} = \int \rho(x_i) dx^n = \sigma^{(n)} \prod_{i=1}^n \langle w^{(i-1)} \rangle = \bar{\sigma}^{(n)} \prod_{i=1}^n \langle \bar{w}^{(i-1)} \rangle \quad (22)$$

The above is completely standard and can be found in ref. [1]. Note also that all  $n$  rejection loops may be combined into single rejection loop with the weight being product of all weights along the line

$$w = \prod_{i=1}^n w^{(i-1)}. \quad (23)$$

Usually, the version with nested loops is more efficient and the corresponding program is more modular. The weights for the internal loops are related to more technical aspects of the MC algorithm (Jacobians) and do not evolve quickly (during the development of the program) while external weights correspond to physics model and may change more frequently. It is therefore profitable to keep in practice several levels of the weights.

Finally, we may decide to perform calculation for weighted events. In fig. 2(b) I show the version of the simple single-line MC algorithm with variable-weight events. The event at the exit of the graph gets associated weight  $w$  which is the product of all weights along the line.

### 3 Branching

In fig. 3 I show the general MC algorithm with branching into  $n$  branches. This kind of algorithm is used when the distribution to be generated  $\rho$  can be



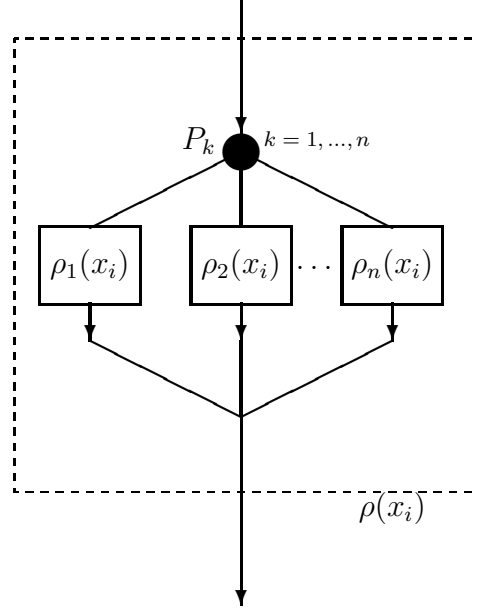


Figure 3: Pure branching.

split into sum of several distinct (positive) subdistributions

$$\rho(x_i) = \sum_{i=1}^n \rho_i \quad (24)$$

and we are able, one way or another, to generate each  $\rho_i$  separately. Usually each  $\rho_i$  contains single peak or one class of peaks in the distribution  $\rho$ . In the beginning of the algorithm (black disc) we pick randomly one branch (subdistribution) according to probability

$$P_k = \frac{\int \rho_k}{\sum_i \int \rho_i} = \frac{\sigma_k}{\sigma}, \quad (25)$$

i.e. we have to know *in advance* the integrals  $\sigma_i = \int \rho_i$  analytically or numerically. Typically, in each branch one uses different integration variables  $x_i$  to parameterise the integral. The particular choice of variables will be adjusted to leading “singularities” in the branch distribution.

Let us give a formal proof of the correctness of the branching method.

$$d^n p(x) = \sum_k P_k d^n p_k(x) = \sum_k \frac{\sigma_k}{\sigma} \frac{d^n \sigma_k(x)}{\sigma_k} = \frac{1}{\sigma} \sum_k d^n \sigma_k(x) = \frac{d^n \sigma(x)}{\sigma} \quad (26)$$

Finally, note that at the exit of the branched MC algorithm (exit of the graph in fig. 3), we may be forced for various reason (saving computer memory), trash all information on the origin of an event, consequently, we may be not able to use any information specific to the branch from which the event has came. This is rather important practical aspect to be kept in mind.

## 4 Branching and internal rejection

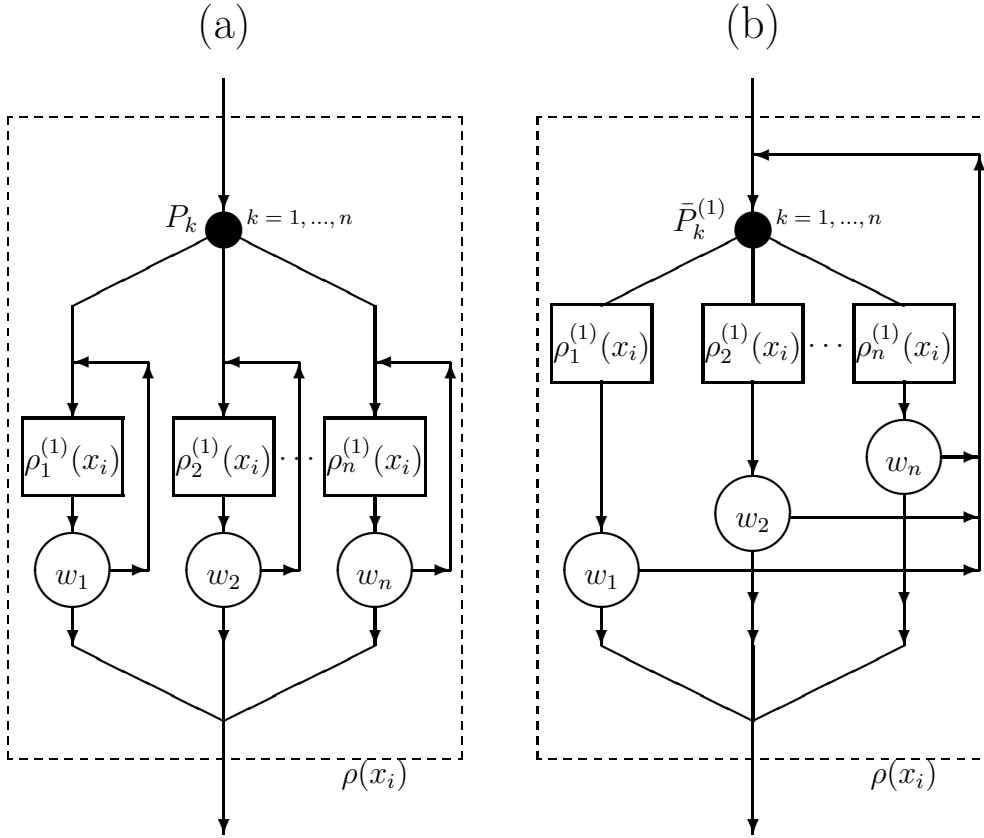


Figure 4: Branching and weights. Two equivalent generation methods with individual compensation weight for each branch. The case (a) with local return loop for each branch, (b) with common return point before branching. See text for more explanations how to transform algorithm (a) into (b).

In fig. 4(a) I show the simplest combination of the branching algorithm with the standard rejection method. This type of the algorithm is potentially very efficient but is used not so often in the MC event generators because it requires

that we know in advance branching probabilities  $P_k$ . In most of situations we do not know them analytically. In principle, they can be calculated numerically using  $\sigma_k = \bar{\sigma}_k^{(1)} \langle \bar{w}_k \rangle$  but this is not very handy because it requires two MC runs – first run which determines average weights  $\langle \bar{w}_k \rangle$  an second run with  $P_k$  calculated from  $\langle \bar{w}_k \rangle$  from the first run.

The solution to the above problem is the variant of the algorithm presented in fig. 4(b) where

$$\bar{P}_k = \frac{\bar{\sigma}_k^{(1)}}{\bar{\sigma}^{(1)}} = \frac{\int \rho_k^{(1)}}{\sum_l \int \rho_l^{(1)}} \quad (27)$$

and all rejection returns are done to a point before the branching point. Let us check correctness of the algorithm in fig. 4(b). The probability density  $d^n p(x_i)$  at the point  $x_i$  at the exit of the algorithm (graph) is proportional to product of probability of getting event in the box  $\boxed{\rho_k^{(1)}(x_i)}$  equal  $d^n p_k^{(1)}(x) = d^n \sigma_k^{(1)}(x) / \sigma_k^{(1)}$  times probability of accepting event being  $\bar{w}_k(x) = d^n \sigma_k(x) / d^n \bar{\sigma}_k^{(1)}(x)$ , all that averaged over branches with probabilities  $\bar{P}_k$ . The same statement is expressed mathematically as follows:

$$\begin{aligned} d^n p(x_i) &= \mathcal{N} \sum_k \bar{P}_k d^n p_k^{(1)}(x) \bar{w}_k(x) \\ &= \mathcal{N} \sum_k \frac{\bar{\sigma}_k^{(1)}}{\bar{\sigma}^{(1)}} \frac{d^n \sigma_k^{(1)}(x)}{\sigma_k^{(1)}} \frac{d^n \sigma_k(x)}{d^n \bar{\sigma}_k^{(1)}(x)} = \mathcal{N} \frac{d^n \sigma(x)}{\bar{\sigma}^{(1)}}. \end{aligned} \quad (28)$$

Normalisation  $\mathcal{N} = \bar{\sigma}^{(1)} / \sigma$  is determined from the condition  $\int_{\Omega} d^n p(x_i) = 1$ . Finally we obtain  $d^n p(x_i) = d^n \sigma(x_i) / \sigma$ , as expected.

The total integral is a sum over integrals from all branches  $\sigma = \sum_k \sigma_k$  where for each branch we may use the formula  $\sigma_k = \sigma_k^{(1)} \langle w_k \rangle$  (see eq. (15)). Slightly rearranged formula

$$\sigma = \sum_k \sigma_k^{(1)} \langle w_k \rangle = \bar{\sigma}^{(1)} \sum_k \bar{P}_k \langle \bar{w}_k \rangle = \bar{\sigma}^{(1)} \langle \bar{w} \rangle, \quad (29)$$

where in  $\langle \bar{w} \rangle$  we average also over branches, is a straightforward generalisation of eq. (15). We can also generalised formula of eq. (13) for the total integral based on the number of accepted events

$$\sigma = \bar{\sigma}^{(1)} \frac{N}{N^{(1)}} = \bar{\sigma}^{(1)} \frac{\sum_k N_k}{\sum_k N_k^{(1)}} \quad (30)$$

*Proof:* number  $N$  of events accepted in all branches is

$$N = \sum_k N_k = \sum_k N_k^{(1)} \frac{\sigma_k}{\bar{\sigma}_k^{(1)}} \quad (31)$$

where  $N_k^{(1)}$  is total number of events in a given branch (that is before rejection), see also eq. (12). Inserting  $N_k^{(1)} = N^{(1)} \bar{P}_k$  we get  $N = \sigma/\bar{\sigma}^{(1)}$  and therefore eq. (30).

Summarising, we see that the two algorithms in fig. 4 are equivalent, ie. they provide the same distribution of events and the same total integral. The algorithm (a) is probably slightly more efficient but also more difficult to realize because it requires precise knowledge of the branching probabilities  $P_k$ . The algorithm (b) is usually less efficient but the branching probabilities  $\bar{P}_k^{(1)}$  are easier to evaluate because they correspond to *simplified* distributions  $\rho_k^{(1)}$ .

Let us now consider the case of variable-weight events for which all return loops in fig. 4 are removed and the two cases (a) and (b) are identical. The event at the exit of the algorithm carries the weight from one of the branches! For the calculation of the total integral we may use the same formulas of eqs. (30) and (15) as for the constant-weight method. Let us check whether we may proceed as usual for the calculation of the integrals in the subdomain  $\Delta\Omega$  being single bin in any kind of the differential (or multi-differential) distribution. Let us generate long series of  $N$  weighted events and accumulate sum of the weights which fall into  $\Delta\Omega$ . Of course, in the sum of accumulated weights we have contributions from all branches

$$\sum_{x_i \in \Delta\Omega} \bar{w}(x_i) = \sum_k \int_{\Delta\Omega} d^n N_k \bar{w}_k = \sum_k N \bar{P}_k^{(1)} \int_{\Delta\Omega} d^n p_k^{(1)} \bar{w}_k \quad (32)$$

Substituting definitions for  $\bar{P}_k^{(1)}$  and of  $d^n p_k^{(1)}$  we get

$$\begin{aligned} \sum_{x_i \in \Delta\Omega} \bar{w}(x_i) &= N \sum_k \frac{\bar{\sigma}_k^{(1)}}{\bar{\sigma}^{(1)}} \int_{\Delta\Omega} \frac{d^n \bar{\sigma}_k^{(1)}(x)}{\bar{\sigma}_k^{(1)}} \frac{d^n \sigma_k(x)}{d^n \bar{\sigma}_k^{(1)}(x)} \\ &= \frac{N}{\bar{\sigma}^{(1)}} \sum_k \int_{\Delta\Omega} d^n \sigma_k(x) = \frac{N}{\bar{\sigma}^{(1)}} \Delta\sigma \end{aligned} \quad (33)$$

Reverting the above formula we get an estimate of the integrated or (multi-) differential distribution in terms of sum of the weights

$$\Delta\sigma \equiv \int_{\Delta\Omega} d^n \sigma_k = \frac{\bar{\sigma}^{(1)}}{N} \sum_{x_i \in \Delta\Omega} \bar{w}(x_i) = \frac{\sigma^{(1)}}{N} \sum_{x_i \in \Delta\Omega} w(x_i) \quad (34)$$

Let us finally discuss the role of the maximum weight  $W_k$  and the apparently unnecessary complication of keeping two kinds of crude distributions  $\sigma^{(1)}$  and  $\bar{\sigma}^{(1)}$ . For variable-weight events without branching,  $W$  is merely a scale factor which cancels out completely among  $\langle \bar{w} \rangle$  and  $\bar{\sigma}^{(1)}$  in the overall normalisation. Its only role is to keep weights in certain preferred range, for example it is often preferred to have weights of order 1. In the case of the variable-weights with branching the relative values of  $W_k$  start to play certain role. Although, for infinite number of events, final results (distributions and integrals) do not depend on  $W_k$  the efficiency (convergence) of the calculation depends on the relative ratios of  $W_k$  [4]. The maximum weights  $W_k$  are more important/useful for constant-weight algorithm. They are chosen in such a way that  $\bar{w} < 1$ . The rejection method does not work if this condition is not fulfilled. In most cases we do not know analytically the maximum weight for a given approximate  $\rho^{(1)}$  and the maximum weight  $W$  is adjusted empirically. Of course, the same adjustments can be done by scaling (multiplying by a constant) the entire  $\rho^{(1)}$  but the long-standing tradition tells us to keep  $\rho^{(1)}$  unchanged and rather introduce an explicit adjustment factor  $W$ . In the case of the constant-weight algorithm the values of  $W_k$  determine the efficiency (rejection rate) in each branch. Let us stress again that it is always possible to enforce  $W_k = 1$  and the presence of  $W_k$  is in fact pure conventional.

## 5 Branching and external rejection

In fig. 5 we transform our algorithm one step further. In fig. 5(a) we repeat essentially the algorithm of fig. 4(b) while in fig. 5(b) we have single rejection outside branched part. The weights  $w_k$  and  $w$  are related such that two algorithms are equivalent, that is both algorithms provide the same distributions and calculate the same integral. The relations is very simple

$$w = \sum_k \bar{p}_k^{(1)}(x) w_k(x) = \sum_k \frac{\bar{\rho}_k^{(1)}(x)}{\bar{\rho}^{(1)}(x)} w_k(x) = \frac{\rho(x)}{\rho^{(1)}(x)} = \frac{\sum_k \rho_k(x)}{\sum_k \rho_k^{(1)}(x)}. \quad (35)$$

The algorithm of fig. 5(b) can be also obtained independently by combining in a straightforward way the rejection and branching methods. We proceed as follows: first we simplify

$$\rho(x) \rightarrow \rho^{(1)}(x) \quad (36)$$

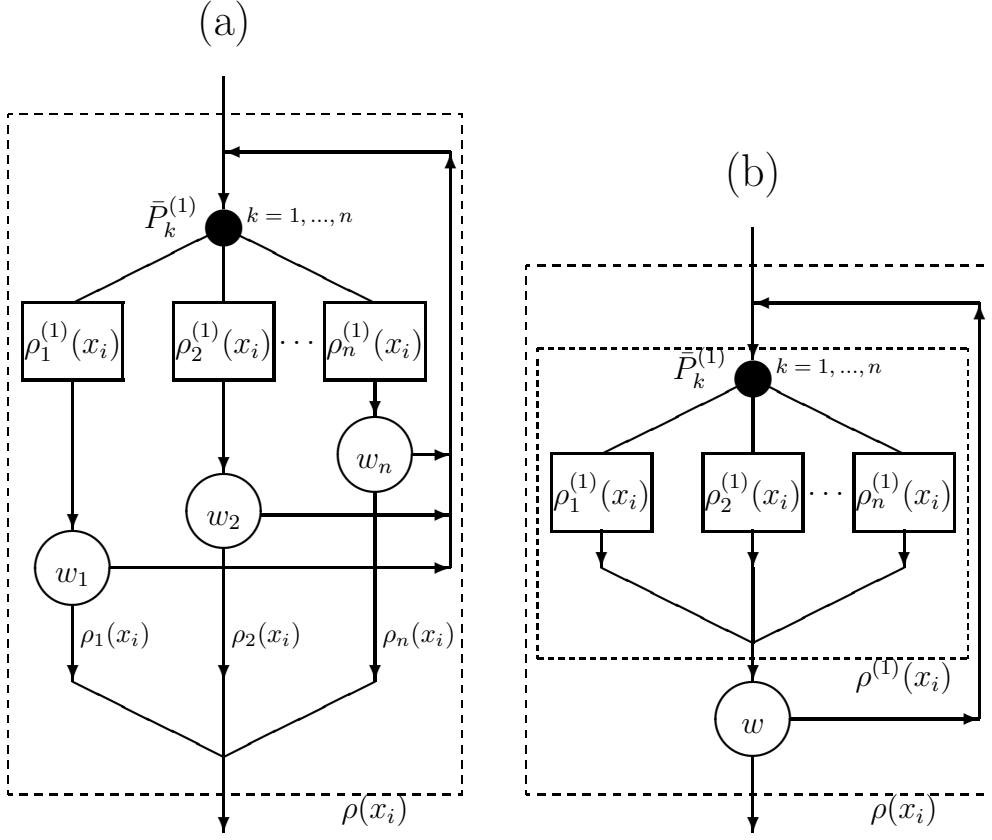


Figure 5: Branching and weights. Two equivalent generation methods: (a) with compensation weight for each branch. (b) with common compensation weight for all branches, See text for more explanations how to transform algorithm (a) into (b).

and this simplification is compensated by the weight

$$w = \frac{\rho(x)}{\rho^{(1)}(x)} \quad (37)$$

and for the internal part  $\boxed{\rho^{(1)}(x)}$  we apply the branching method as described in section 3. Consequently, we may apply all standard formulas for the calculation of the total integral, for instance  $\sigma = \sigma^{(1)} < w >$ , and we do not need to worry about additional proofs of the correctness of the algorithm of fig. 5(b); we already know that it generates properly the distribution  $\rho(x_i)$ .

Note that the algorithm of fig. 5(b) looks more general than that of fig. 5(a) in the following sense: the simplified distribution  $\rho^{(1)}$  can be written a sum from contributions from all branches  $\rho^{(1)} = \sum_k \rho_k^{(1)}$  and the same is true for  $\rho$

in the case (a) while, in general, it needs not be true in the case (b). In other words algorithm (a) can be transformed into (b) but the transformation in the opposite direction is less obvious. There is always a trivial transformation of (b) into (a) in which we set  $w_k \equiv w$ . In other words, if in the graph (a) all weights  $w_k$  are the same then we are allowed to contract all rejection loop into a single one as in graph (b), and vice versa. This sounds trivial but may be useful in the case of the several levels of the compensation/rejection weights.

In the case of the variable-weight we simply omit the rejection return-loops and sum up weights of the events. Again, since fig. 5(b) is a direct superposition of the standard weighting and branching methods all standard rules apply. It is amusing to observe that in spite of the fact that the the weights in the two algorithm of figs. 5 are different, the two algorithm provide exactly the same distributions and integrals – only efficiency may differ. Which one is more convenient or efficient depends on the details of a particular problem. In the next section we shall elaborate on advantages and disadvantages of the two.

## 6 Branching, compensating weights and mapping

Branching is a very powerful tool in the case of the distribution with many peaks. Usually, we are able to split

$$\rho(x) = \sum_k \rho_k(x) \quad (38)$$

in such a way that each  $\rho_k(x)$  contains one kind of a spike in the distribution. In each branch we generate different spike with help of the dedicated change of the variables  $x_i \rightarrow y_i^{(k)}$  such that in

$$\rho_k(x_i) = \rho_k(y_i^{(k)}) \left| \frac{\partial x}{\partial y^{(k)}} \right| \quad (39)$$

new distribution  $\rho_k(y_i^{(k)})$  is completely flat and the whole spike is located in the Jacobian function  $|\partial y^{(k)}/\partial x|$ . In the following approximation

$$\rho_k(x_i) \rightarrow \rho_k^{(1)}(x_i) = r_k^{(1)} \left| \frac{\partial x}{\partial y^{(k)}} \right| \quad (40)$$

the  $\rho_k(y_i^{(k)})$  is simply replaced by the constant residue  $r_k^{(1)}$ . The relevant compensating weight reads as follows

$$w_k = \frac{\rho_k(x_i)}{\rho_k^{(1)}(x_i)} = \frac{\rho_k(x_i)}{r_k^{(1)}} \left| \frac{\partial y^{(k)}}{\partial x} \right| \quad (41)$$

The approximate cross sections needed for branching probabilities are

$$\sigma_k^{(1)} = \int_{\Omega} d^n x \rho_k^{(1)} = r_k^{(1)} \int_{\Omega_k} d^n y^{(k)} = r_k^{(1)} V(\Omega_k) \quad (42)$$

where  $\Omega_k$  is the integration domain expressed in the variables  $y^{(k)}$  and  $V(\Omega_k)$  is simply the Cartesian volume of the domain  $\Omega_k$  in the  $y$ -space.

Now comes the interesting question: Which of the two algorithms of fig. 5 is more convenient and/or efficient. Finally, the answer will always depend on the individual properties of a given distribution  $\rho$ . Nevertheless, let us point out some general advantages of the case (a). In the algorithm of fig. 5(a) we need a single weight  $w_k$ , for the  $k$ -th branch from which an event originates. The distribution  $\rho_k^{(1)}$  might be a simple function directly expressed in terms of  $x_i$  but it may happen that the Jacobian  $|\partial y^{(k)}/\partial x|$  is a more complicated function which requires the knowledge of  $y_i^{(k)}$  and the whole transformation  $y_i^{(k)} \rightarrow x_i$ . Of course, it is not the problem for the single branch, as in the case (a), since in the process of generating an event we calculate primarily (generate randomly) the point  $y_i^{(k)}$  and we transform it into  $x_i$ ; the calculation of this Jacobian is usually a byproduct of the generation process. The situation in the algorithm of fig. 5(b) might be worse because in this case the global weight

$$w = \frac{\rho(x)}{\rho^{(1)}(x)} = \frac{\sum_k \rho_k(x)}{\sum_k \rho_k^{(1)}(x)} = \frac{\sum_k \rho_k(x)}{\sum_k r_k^{(1)} \left| \frac{\partial y^{(k)}}{\partial x} \right|} \quad (43)$$

contains in the denominator  $\rho_k^{(1)}(x)$  (or Jacobians) for all branches. Consequently, in some cases we may be forced to perform *for each event*, (often quite complicated) transformations  $x_i \rightarrow y_i^{(k)}$  and calculate Jacobians *for all branches*. This is cumbersome, especially if we have large number of branches. It may also consume a lot of computer time. Just imagine that due to permutation symmetry we have  $N!$  branches – even if  $N$  is some moderately high number the summation over all branches might consume almost infinite amount of computer time. The procedure of summation over branches might



be also numerically instable in the case of very strong spikes in  $\rho_k^{(1)}(x)$  because computer arithmetic is usually optimised for a given single spike in a given branch and it might break down for other branch, unless special labour-hungry methods are employed.

We conclude that the algorithm in fig. 5(a) seems to have certain advantages over the algorithm in fig. 5(b) although in many cases the difference might be unimportant and one might find algorithm (b) more simple (it is perhaps easier to explain and document).

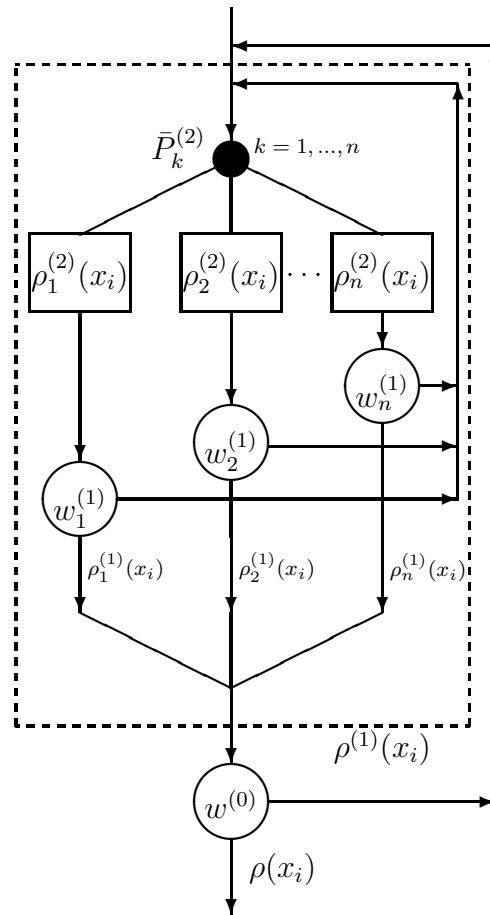


Figure 6: Branching and weights. Practical example.

In the two examples of fig. 5 we have required that  $\rho(x)$  can be split *immediately* into a sum of singular terms, each of them generated in a separate branch. In the real life it is often not true and fig. 6 illustrates more realistic

scenario. Here, before branching can be applied, we make simplification

$$\rho(x_i) \rightarrow \rho^{(1)}(x_i) \quad (44)$$

compensated by the weight

$$w^{(0)} = \frac{\rho(x_i)}{\rho^{(1)}(x_i)} = \frac{\rho(x_i)}{\sum_k \rho_k^{(1)}(x_i)}. \quad (45)$$

This simplification removes fine details from  $\rho(x)$  (for example quantum mechanical interferences) which are numerically unimportant and prevent us from writing  $\rho(x)$  as a sum of several positive and relatively simple singular terms. (Note that in  $w^{(0)}$  we still do not have any Jacobians and we know nothing about transformation to variables  $y_i^{(k)}$ !) The branching is done in the next step for  $\rho^{(1)}(x_i)$  and the weights

$$w_k^{(1)} = \frac{\rho_k^{(1)}(x_i)}{\rho_k^{(2)}(x_i)}. \quad (46)$$

compensate for the fact that the Jacobian  $|\partial y^{(k)}/\partial x|$  do not match exactly the  $\rho_k^{(1)}(x_i)$ , see discussion above. As in the example of fig. 5,  $w_k^{(1)}$  involves elements of the calculation for a single branch only (Jacobian!). The branching probabilities  $\bar{P}_k^{(2)}$  are easily calculated using known integrals  $\bar{\sigma}_k^{(2)}$ .

The total weight

$$w = w^{(0)}w_k^{(1)} = \frac{\rho(x_i)}{\sum_k \rho_k^{(1)}(x_i)} \frac{\rho_k^{(1)}(x_i)}{\rho_k^{(2)}(x_i)} = \frac{\rho(x_i)}{\sum_k \rho_k^{(1)}(x_i)} \frac{\rho_k^{(1)}(x_i)}{r_k^{(1)} \left| \frac{\partial y^{(k)}}{\partial x} \right|} \quad (47)$$

consists of global component  $w^{(0)}$  which knows nothing about technicalities of generation in the individual branch  $k$  and the local component  $w_k^{(1)}$  which bears responsibility for technicalities of generation in the individual branch  $k$  (in particular it may encapsulate cumbersome Jacobian functions). The lack of sum over  $k$  in eq. (47) is not a mistake – the local part of the weight is calculated only for a SINGLE  $k$ -th branch!!! This is a great practical advantage and such an arrangement of the weights is generally much more convenient contrary to the algorithm being the straightforward extension of the algorithm in fig 5(b) for which the weight

$$w = w^{(0)}w^{(1)} = \frac{\rho(x_i)}{\sum_k \rho_k^{(1)}(x_i)} \frac{\sum_k \rho_k^{(1)}(x_i)}{\sum_k \rho_k^{(2)}(x_i)} = \frac{\rho(x_i)}{\sum_k \rho_k^{(1)}(x_i)} \frac{\sum_k \rho_k^{(1)}(x_i)}{\sum_k r_k^{(1)} \left| \frac{\partial y^{(k)}}{\partial x} \right|} \quad (48)$$

does include sum all over branches for the local part  $w^{(1)}$  of the weight. The efficiency of the two algorithms depends on the details of the distribution and in order to see which of the above of two algorithms is more efficient has to be checked case by case.

Another important advantage of the algorithm of eq. (47) is that the part of the algorithm generating  $\rho_k^{(1)}(x_i)$  can be encapsulated into single subprogram which generated  $x_i$  according to  $k$ -th crude distribution  $\rho_k^{(1)}(x_i)$  and provides to the outside world the weight  $w_k^{(1)}$ . The main program does not need to know more about any details of the algorithm encapsulated in the subprogram. The rather annoying feature of the algorithm of eq. (48) is that for the construction of the total weight in the main program we need to know all nuts and bolts of the sub-generator for  $\rho_k^{(1)}(x_i)$ , thus encapsulation cannot be realized, leading to cumbersome non-modular program.

Finally let us note that the total integral is calculated with the usual formula

$$\sigma = \bar{\sigma}^{(2)} \langle w^{(1)} w^{(0)} \rangle, \quad \bar{\sigma}^{(2)} = \sum_k \bar{\sigma}_k^{(2)} \quad (49)$$

where we understand that for  $\langle w^{(1)} \rangle$  in eq. (47) the average is taken over all branches. For variable-weight events the the weight is  $w = w^{(1)}w^{(0)}$  where  $w^{(1)} = w_k^{(1)}$  for the *actual*  $k$ -th branch.

## 7 Conclusions

I have described how to combine three elementary Monte Carlo methods rejection, branching and change of variables in the difficult task of generating multi-dimensional distributions. I have spend some time giving formal mathematical proofs of these methods, thus providing useful reference for papers describing MC event generators, where usually authors lack space/time to discuss such proofs. I have also discussed in quite some detail advantages and disadvantages various combinations of branching and rejection methods. Again, although these aspects may be known to authors of various MC programs they are practically never discussed. The most important for practical applications is probably the discussion on the advantages and disadvantages of the two arrangements of rejection and branching in fig. 5.

## References

- [1] S. Jadach, Acta. Phys. Polon. **B16**, 1007 (1985).
- [2] F. James, Rep. Prog. Phys. **43**, 1145 (1980).
- [3] S. Jadach, E. Richter-Wąs, B. F. L. Ward, and Z. Wąs, Comput. Phys. Commun. **70**, 305 (1992).
- [4] R. Kleiss and R. Pittau, Comput. Phys. Commun. **83**, 141 (1994).