

# Recombination dramatically speeds up evolution of finite populations

Elisheva Cohen and David A. Kessler

*Dept. of Physics, Bar-Ilan University, Ramat-Gan, IL52900 Israel*

Herbert Levine

*Center for Theoretical Biological Physics, University of California,  
San Diego, 9500 Gilman Drive, La Jolla, CA 92093-0319*

(Dated: October 28, 2018)

We study the role of recombination, as practiced by genetically-competent bacteria, in speeding up Darwinian evolution. This is done by adding a new process to a previously-studied Markov model of evolution on a smooth fitness landscape; this new process allows alleles to be exchanged with those in the surrounding medium. Our results, both numerical and analytic, indicate that for a wide range of intermediate population sizes, recombination dramatically speeds up the evolutionary advance.

Recombination of genetic information is a common evolutionary strategy, both in natural systems [1] as well as in-vitro molecular breeding [2]. This idea is also employed in genetic programming [3], a branch of computer science which aims to evolve efficient algorithms. Given all this, it is surprising that we still do not have a good understanding of the conditions under which the benefits of recombination outweigh the inevitable costs.

Of course, there is a large literature on recombination, dating back to the ideas of Muller [4] and Kondrashov [5]. One line of recent work focuses on two loci genomes and considers whether or not recombination would be favored; possible mechanisms include (weak) negative epistasis (the fact that the reproduction rate is not just the sum of the individual rates) or negative linkage disequilibrium (the lack of independence of the allele distribution in a finite population) or some combination thereof [6]. Others look at how the (static) genetic background in which a mutation arises will affect fixation probabilities (“clonal interference”), comparing these with or without recombination [7]. In both of these methods, only one or two mutations at a time are “dynamic”, a situation unlikely to be true for rapidly evolving microorganisms. In contrast, our analysis considers a large number of contributing loci.

In this paper, we study recombination in the context of a simple fitness landscape model [8, 9, 10] which has proven useful in the analysis of laboratory scale evolution of viruses and bacteria [11]. The specific type of recombination we consider is based on the phenomenon of bacterial competence [12]. Here, bacteria can import snippets of DNA from the surrounding medium; presumably these are then homologously recombined so as to replace the corresponding segment in the genome. This behavior is controlled by of a cellular signaling system that ensures that recombination only occurs under stress. The details of the DNA importation and the aforementioned control has convinced most biologists [13, 14] that competence is an important survival strategy for many bacterial species.

Our model consists of a population of  $N$  individuals each of which has a genome of  $L$  binary genes. An individual fitness depends additively on the genome  $x = \sum_{i=1}^L S_i$  with  $S = 0, 1$ . Evolution is implemented as a continuous time Markov process in which individuals give birth at rate  $x$  and die at random so as to maintain the fixed population size. Every birth allows for the daughter individual to mutate each of its alleles with probability  $\mu_0$  giving an overall genomic probability of  $\mu = \mu_0 L$ .

The last part of our Markov process concerns the aforementioned recombination. At rate  $f_s L$ , an individual has one of its genes deleted and instead substitutes in a new allele from the surrounding medium; the probability of getting a specific  $S$  is just its proportional representation in the population. This mimics the competence mechanism as long as the distribution of recently deceased (and lysed) cells is close to that of the current population; this should be the case whenever the random killing due to a finite carrying capacity is the most common reason for death. In Fig. 1a, we show simulation results for the “velocity”, i.e., the rate of fitness increase, (at one representative point on the landscape) for different  $O(1)$  values of  $f_s$  (the recombination probability per time per site), as a function of  $N$ . At very small population sizes, recombination has little effect, since there is no population diversity upon which to act. Each of the curves rises sigmoidally to a saturation value at very large  $N$  which is again roughly independent of the recombination rate (see Fig 1b and later). Because the population scale for this rise is a strongly decreasing function of  $f_s$ , recombination at intermediate  $N$  can give a dramatic speedup of the evolution. It is worth mentioning that this basic result is qualitatively consistent with recent experiments [15] in microorganism evolution which demonstrate an increase in the efficacy of recombination as the population size is increased (starting from small); we should note however that the details of recombination in the experimental systems are different than those underlying bacterial competence.

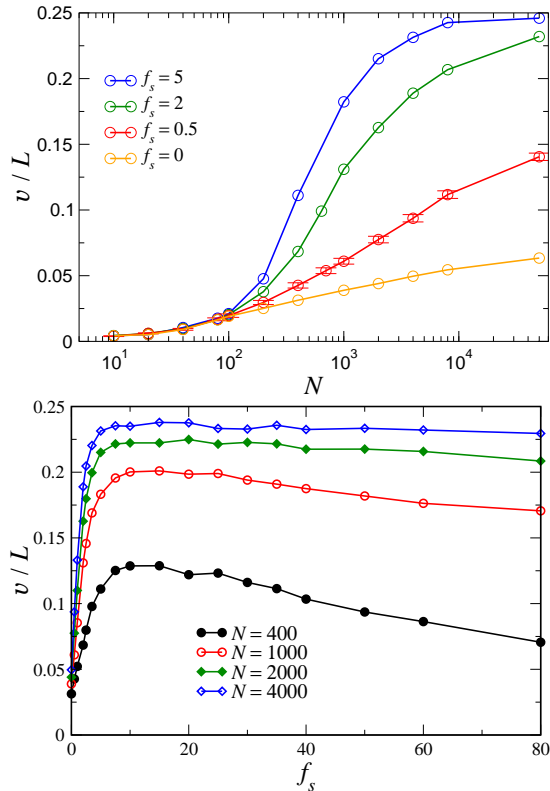


FIG. 1: Velocity (averaged over 200 samples) measured between  $x = 95$  and  $x = 105$  starting with an average fitness of 50.  $L = 200$ ,  $\mu = 0.1$ . a)  $v$  measured as a function of  $N$ , for various  $f_s$ . Error bars are shown for one value of  $f_s$ , and are typical of all the data. b)  $v$  measured as a function of  $f_s$  for various  $N$ . As  $N$  increases, the velocity saturates at an  $f_s$ -independent value

Can one understand these simulation results? At small  $N$ , we can appeal to previous results for this model [9] that show that the population variance scales as  $\mu N$ . One would therefore expect the small  $N$  breakpoint where the curves diverge to be roughly at  $N = 1/\mu$ ; this is consistent with the data in Fig. 1a and we have checked this simple scaling with mutation rate (data not shown). Another small  $N$  effect becomes evident if the simulations are extended to much larger  $f_s$  values, as shown in Fig. 1b. Now, the velocity begins a slow decline at too large  $f_s$ , due to the recombination causing a loss of diversity as various sites get locked into specific alleles.

The behavior at larger  $N$ , past the inflection point of the velocity curves in Fig 1a and in the rising segments of the curves in Fig 1b, is much less trivial. To make progress, we start by assuming that the subpopulation at some particular fitness  $x$  has equal distributions at each site of the genome. This assumption means, of course, that selecting at random an allele at any site gives a chance  $x/L$  of getting  $S = 1$  and  $1 - x/L$  of getting  $S = 0$ . Then, one can write down an equation for the

infinite population size limit which directly determines the fitness distribution function,

$$\begin{aligned} \frac{dP_x(t)}{dt} = & (x - \bar{x})P_x(t) + \mu \left[ \frac{(x+1)^2}{L}P_{x+1}(t) + \right. \\ & \left. (x-1) \left( 1 - \frac{x-1}{L} \right) P_{x-1}(t) - xP_x(t) \right] \\ & - f_s \left[ \left( 1 - \frac{\bar{x}}{L} \right) \frac{x}{L} P_x(t) + \frac{\bar{x}}{L} \left( 1 - \frac{x}{L} \right) P_x(t) - \right. \\ & \left. \left( 1 - \frac{\bar{x}}{L} \right) \frac{x+1}{L} P_{x+1}(t) + \frac{\bar{x}}{L} \left( 1 - \frac{x-1}{L} \right) P_{x-1}(t) \right] \quad (1) \end{aligned}$$

The first two terms are standard and reflect the birth-death process and the genomic mutation respectively; the explicit form of the mutation term arises from considering the probability of an individual with fitness  $x$  giving birth (rate  $\sim x$ ), mutating ( $\sim \mu$ ), and hence going either up ( $\sim (1 - x/L)$ , the number of currently bad alleles) or down ( $\sim x/L$ , the number of good alleles). The last term is new and reflects the role of recombination. With the aforementioned assumption, the probability that an individual of fitness  $x$  will have its fitness altered is proportional to the recombination rate,  $f_s$  times the probability of either: a) deleting a bad allele ( $1 - x/L$ ) and picking up a good one ( $\bar{x}/L$ ); or b) deleting a good allele ( $x/L$ ) and picking up a bad one ( $1 - \bar{x}/L$ ).

Before using this equation (and its modification for finite  $N$  effects; see below) to analyze the numerical results, we need to test the underlying equi-distribution assumption. To do this, we generated a population of  $N = 1000$  at  $f_s = 2$ , and let it evolve until reaching  $\bar{x} = 75$ , for  $L = 100$ . We then measured the respective probabilities for a recombination event to increase or decrease the fitness, based on the fitness  $x$  of the chosen individual. As shown in Fig. 2, our theoretical expression has the correct functional dependence, although it overestimates these actual probabilities by roughly a fixed amount. This overestimate is due to the fact that individual sites have less diversity than is predicted, a remnant of the aforementioned loss-of-diversity effect. Notwithstanding the error (which we find decreases as  $N$  increases), this comparison gives us confidence that the above equation can account semi-quantitatively for the recombination process.

In Fig. 3a, we show the results of solving Eq. (1) numerically for a variety of  $f_s$  values. At non-zero  $f_s$ , the fitness rapidly approaches a universal trajectory which is  $f_s$  independent; only the rate of approach varies. Hence, the amount of recombination is of minor importance if  $N$  is large enough for this mean-field theory to apply. We can explain this by noting that the recombination term on its own tends to make the population relax to a distribution that satisfies the equation

$$0 = \left( 1 - \frac{\bar{x}}{L} \right) \frac{x+1}{L} P_{x+1}(t) + \frac{\bar{x}}{L} \left( 1 - \frac{x-1}{L} \right) P_{x-1}(t)$$

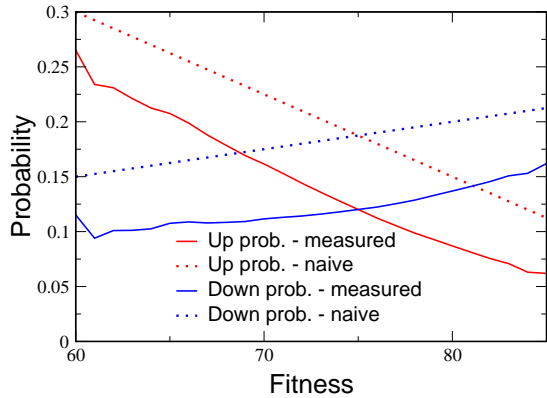


FIG. 2: The probability of making an up and down move due to recombination as a function of individual fitness, when the average fitness of the population was 75. For this run,  $N = 1000$ ,  $L = 100$ ,  $f_s = 1$ ,  $\mu = 0.1$ . The “naive” probabilities are those derived assuming equal distribution of alleles at every locus.

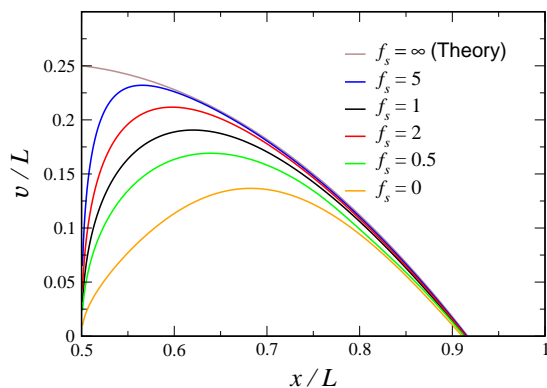


FIG. 3: Velocity vs. average fitness for simulations of the non-cutoff MFE (Eq. (1)) for various  $f_s$ . Parameters are  $\mu = 0.1$ ,  $L = 1000$ , initial fitness  $x_0 = 500$ . The curve for  $f_s = \infty$  is taken from Eq. (3).

$$- \left(1 - \frac{\bar{x}}{L}\right) \frac{x}{L} P_x(t) + \frac{\bar{x}}{L} \left(1 - \frac{x}{L}\right) P_x(t) \quad (2)$$

It is easy to verify that choosing  $P$  to be binomial,  $B(L, \bar{x}/L)$ , satisfies this requirement. The evolutionary dynamics can then be determined by multiplying both sides of the MFE, Eq. (1), by  $x$  and then summing over  $x$ , thereby computing the time derivative of  $\bar{x} \equiv pL$ . This yields

$$\dot{p} = p(1-p) + \mu \left(p - \frac{2}{L}(p(1-p) + Lp^2)\right) \quad (3)$$

Solving, we obtain for the case of initial  $p(0) = 1/2$

$$p(t) = \frac{1 + \mu(1 - 2/L)}{1 + 2\mu - 2\frac{\mu}{L} + (1 - 2\frac{\mu}{L}) \exp((-1 + \mu - 2\frac{\mu}{L})t)}$$

The final state is reached in an  $O(1)$  time and this indeed is quite rapid evolution; this analytic curve is included in Fig. 3. Now, the fact that recombination attempts to enforce a binomial distribution but otherwise does not directly change the rate of evolutionary advance explains why it has little consequence in the  $N \rightarrow \infty$  mean-field limit. Essentially, the pure mutation-selection problem will, up to small corrections if  $L$  is large, also give rise to a binomial distribution which therefore self-consistently solves the entire equation. To see this, we replace the birth rate factors in the mutational part of the MFE by the constant rate  $\bar{x}$ ; this introduces an error of  $O(\frac{x-\bar{x}}{L})$ , which becomes  $O(L^{-1/2})$  were we to have a binomial distribution. Then, we can directly check that the same binomial ansatz solves the  $f_s = 0$  time-dependent MFE, giving rise to  $\dot{p} = p(1-p) + \mu p(1-2p)$ ; this agrees with the above equation for large  $L$ . Hence, the only role for recombination is to cause the system to dynamically *select* this particular solution of the mean-field theory; the value of  $f_s$  makes no difference, once we are past the transient period.

We have now explained why the large  $N$  saturation value in Fig. 1a is roughly  $f_s$  independent. The remaining issue concerns the critical value of  $f_s^*(N)$  at which the system reaches the plateau (see Fig 1b); the previous argument suggests that as  $N \rightarrow \infty$ ,  $f_s^* \rightarrow 0^+$ . This value is of crucial importance, as it represents the amount of recombination needed for a *finite* population to achieve the maximal rate of evolution. Studying this requires inclusion of finite population effects in the evolution equation, for which we employ a heuristic cutoff approach which has been shown to be accurate in a variety of previous investigations [16, 17]. In detail, we replace the first part of the mean-field equation (MFE) with the alternate form

$$\frac{dP_x(t)}{dt} = (x\theta(P_x - P_c) - \lambda)P_x(t) \quad (4)$$

where  $\lambda$  is chosen to satisfy population conservation

$$\lambda = \int dx x P_x \theta(P_x - P_c)$$

and  $P_c$  is a cutoff of order  $1/N$ . Fig. 4a compares the time evolution of the stochastic system with that predicted by the cutoff MFE, showing reasonable agreement. Finally, Fig 4b shows the desired effect, namely the fact that the transition point to rapid evolution is a decreasing function of  $\ln N$ .

Why does finite  $N$  matter in this manner? It is easy to check that the cutoff term has no consequential effect as long as the distribution remains binomial. The real breakdown in the previous analysis occurs when  $N$  becomes small enough that the variance (and hence the rate of fitness advance) saturates at  $\ln N$  instead of  $L$ . This transition means that the mutation-selection balance is not consistent with the binomial. The simplest

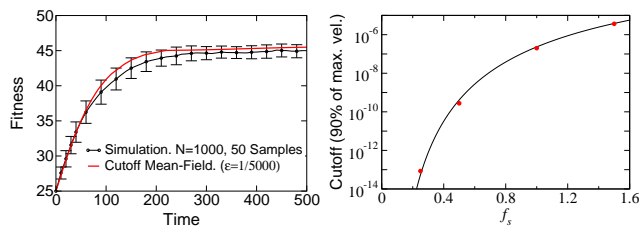


FIG. 4: a) Fitness as a function of time from an average over 50 runs,  $N = 1000$ , compared to a numerical solution of the cutoff MFE with cutoff  $P_c = 1/5000$ .  $\mu = 0.1$ ,  $f_s = 2$ ,  $L = 50$ ,  $x_0 = 25$ . b) Cutoff for which  $v$  is 90% of its maximal (cutoff=0) value as a function of  $f_s$ .  $L = 200$ ,  $\mu = 0.1$ , Velocity measured between  $x = 95$  and  $x = 105$ , with initial  $x = 50$ . Solid curve is the theoretical prediction, Eq. 5.

way to make an estimate of the critical  $N$  is to compare the calculated rate of mean fitness advance  $L\dot{p}$  based on the binomial distribution, with that to be expected when finite  $N$  effects are dominant. To estimate the latter, we notice that the recombination term can be thought of as containing both a drift piece and a diffusion piece

$$+ [VP]' + [DP]''$$

where  $'$  refers to the finite difference operator and  $V_x = \frac{x-\bar{x}}{2L}$ ,  $D_x = \frac{x+\bar{x}}{L} - \frac{2x\bar{x}}{L^2}$ . The drift term is small, because  $x - \bar{x}$  is a power of  $\ln N$  which is assumed much less than  $L$ ; hence, the most important effect is that of increased diffusion. This in fact appears to be the secret behind the efficacy of recombination in this model, namely that it acts to increase variation just like an increased mutation rate but without a mean drift term, aka the "mutational load". The diffusion coefficient is finite as long as we are not near  $\bar{x} = L$ . Assuming recombination dominates, we can use the results of previous analyses of the mutation-selection problem with  $f_s L$  substituted for the genomic mutation rate  $\mu\bar{x}$ . From ref. [8], the velocity under this assumption scales as

$$v \sim (f_s L)^{2/3} \ln^{1/3} N$$

Equating this to the previous velocity result, the predicted critical value of  $f_s$  at which the system crosses over to rapid evolution is predicted to scale as

$$f_s^* \sim \frac{L^{1/2}}{\ln^2 N} \quad (5)$$

This is consistent with the data shown in the figure and indeed with the limited direct simulation data in Fig. 1b.

At this stage of our understanding, it is impossible to make any *quantitative* contact with experimental data. Nonetheless, conceptual insights that emerge from our study seem to offer solutions for some of the mysteries underlying bacterial competence. Our results show that in the population range of interest for many microorganism colonies, there is a huge potential benefit to be gained

from recombination; nevertheless too much recombination can hurt, as the specific genes are too rapidly driven to the most common allele even if it is not the beneficial one. This perhaps explains why recombination is so heavily regulated via intercellular signaling. The mechanism behind this benefit seems to be the increased rate of effective diffusion on the landscape, similar to what would happen with an increased mutation rate except that there is no significant extra load. Finally, we have already mentioned that our results are consistent with recent experiments; these could be extended to check the basic prediction of our approach regarding the scaling of the needed rate versus population size (eq. 5). Even more exciting would be the determination that the signaling system is used for imposition of this result, measuring the effective population by quorum sensing and feeding the information into the competence pathway.

The work of HL has been supported in part by the NSF-sponsored Center for Theoretical Biological Physics (grant numbers PHY-0216576 and PHY-0225630), and that of DAK and EC by the Israel Science Foundation.

- 
- [1] For a review, see S. P. Otto and T. Lenormand, *Nature Reviews Genetics* **3**, 252(2002).
  - [2] W. P. C. Stemmer, *Nature* **370**, 389 (1994).
  - [3] Hans-Georg Beyer, *The Theory of Evolution Strategies*, (Springer-VerlagHarper, Berlin, 2001); for a discussion of the role of recombination, see E. Baum, D. Boneh and C. Garrett, *Evol. Comp.* **9**, 93 (2001).
  - [4] H. J. Muller, *Mut. Res.* **1, 2** (1964); J. Felsenstein, *Genetics* **78**, 737 (1974).
  - [5] A. S. Kondrashov, *J. Hered.* **84**, 372 (1993).
  - [6] N. H. Barton, *Genet. Res.* **65**, 123 (1995); S. P. Otto and N. H. Barton, *Evol.* **55**, 1921 (2001).
  - [7] B. Charlesworth, *Genet. Res.* **63**, 213 (1994); W. R. Rice, *Nat. Rev. Genet.* **3**, 241 (2002).
  - [8] L. S. Tsimring, H. Levine, and D. A. Kessler, *Phys. Rev. Lett.* **76**, 4440 (1996).
  - [9] D. A. Kessler, D. Ridgway, H. Levine, and L. Tsimring, *J. Stat. Phys.* **87**, 519 (1997).
  - [10] I. M. Rouzine, J. Wakeley, and J. M. Coffin, *Proc. Nat'l. Acad. Sci.* **100**, 587 (2003).
  - [11] I. S. Novella et al., *Proc. Nat. Acad. Sci.* **92**, 5841 (1995); R. Miralles, A. Moya and S. F. Elena, *J. Virol* **74**, 3566 (2000); R. E. Lenski, M. R. Rose, S C. Simpson and S. C. Tadler, *Am. Nat* **138**, 1315 (1991).
  - [12] D. Dubnau, *Ann. Rev. Microbiol.* **53**, 217 (1999).
  - [13] B. R. Levin and C. T. Bergstrom, *Proc. Nat. Acad. Sci.* **97**, 6981 (2000).
  - [14] For a somewhat more skeptical view, see R. Redfield, *Nat. Rev. Genet.* **2**, 634 (2001).
  - [15] N. Colegrave, *Nature* **420**, 664 (2002).
  - [16] E. Brener, H. Levine, and Y. Tu, *Phys. Rev. Lett.* **66**, 1978 (1991); E. Brunet and B. Derrida, *Phys. Rev. E* **56**, 2597 (1997); L. Pechenik and H. Levine, *Phys. Rev. E* **59**, 3893 (1999).
  - [17] E. Cohen, D. Kessler and H. Levine, "Fluctuation-

regularized Front Propagation Dynamics",  
cond-mat/0406336