

The Euclidean resonance and quantum tunneling

B.I. Ivlev

Department of Physics and Astronomy

University of South Carolina, Columbia, SC 29208

and

Instituto de Física, Universidad Autónoma de San Luis Potosí

San Luis Potosí, S. L. P. 78000 Mexico

Abstract

The extremely small probability of tunneling through an almost classical potential barrier may become not small under the action of the specially adapted non-stationary signal which selects the certain particle energy E_R . For particle energies close to this value, the tunneling rate is not small during a finite interval of time and has a very sharp peak at the energy E_R . After entering inside the barrier, the particle emits electromagnetic quanta and exits the barrier with a lower energy. The signal amplitude can be much less compared to the field of the static barrier. This phenomenon can be called the Euclidean resonance since the under-barrier motion occurs in imaginary time. The resonance may stimulate chemical and biochemical reactions in a selective way by adapting the signal to a certain particular chemical bond. The resonance may be used in search of the soft alpha-decay for which a conventional observation is impossible due to an extremely small decay rate.

PACS numbers: 03.65.Sq, 42.50.Hz

I. INTRODUCTION

Quantum tunneling under a potential barrier is a part of a variety of physical processes. The computation of the probability for a classically forbidden region has a certain peculiarity from the mathematical standpoint: there necessarily arises here the concept of motion in imaginary time or along a complex trajectory [1–3]. The famous semiclassical approach of Wentzel, Kramers, and Brillouin (WKB) [1] for tunneling probability can be easily reformulated in terms of classical trajectories in the complex time. The method of complex trajectories is also applicable to a non-stationary case [4,5]. This method has been further developed in papers [6–10], where singularities of the trajectories in the complex plane were accounted for an arbitrary potential barrier (see also [11]). Recent achievements in the semiclassical theory are presented in Refs. [12–16].

A control of tunneling processes by external signal is a part of the field called quantum control which is actively developed now, see for example Ref. [17] and references therein. Excitations of molecules, when one should excite only particular chemical bonds [18,20], a control of acoustic waves in solids [19], formation of programmable atomic wave packets [21], a control of electron states in heterostructures [22], and a control of photo current in semiconductors [23], are typical examples of control by laser pulses.

Let us focus on main aspects of tunneling under nonstationary conditions. When the electric field $\mathcal{E} \cos \Omega t$ acts on a tunneling particle of the initial energy E , it can absorb the quantum Ω (with the probability proportional to the small parameter \mathcal{E}^2) and tunnel after that in the more transparent part of the barrier with the higher energy $E + \Omega$. The pay in the absorption probability may be compensated by the probability gain in tunneling. In this case the system tends to absorb further quanta to low the total probability of barrier penetration. If Ω is not big, the process of tunneling, with a simultaneous multi-quanta absorption, can be described in a semiclassical way by the method of classical trajectories in the complex time [6–10]. When a tunneling particle of the energy E is acted by a short-time signal, the particle energy after escape is $E + \delta E$, where the energy gain $\delta E = N\omega$, should be extremized with respect to the number of absorbed quanta N and the energy ω of each quantum. This extreme corresponds to the method of classical trajectories [24].

According to the perturbation theory, the both probabilities, of absorption and emission of a quantum, are small being proportional to \mathcal{E}^2 . After absorption, δE is positive which enhances the total probability due to the increase of the tunneling rate. After emission, δE is negative and the particle should tunnel with a smaller energy in a less transparent part of the barrier; in this case there is no gain in the probability due to tunneling as for absorption. At first sight, tunneling in a nonstationary field cannot be assisted by an emission of quanta of this field since one should pay in probability twice. This conclusion is correct as soon as the nonstationary field is small and the perturbation theory is applicable. For tunneling the perturbation theory with respect to a non-stationary field stops to be valid already for very small fields [6–10,24]. What happens to emission-assisted tunneling when the nonstationary field is not very small?

For a not very small nonstationary field the perturbation approach should be substituted by the semiclassical one. In this approach a multi-quanta absorption is accounted by classical trajectories in the complex time and the transition probability $W \sim \exp(-A)$ is expressed through the classical action A calculated by means of those trajectories. This differs from

the stationary case described by the WKB formula $W \sim \exp[-A_0(E)]$. The particle with the initial energy E emits quanta, “dives” on the level $E - |\delta E|$, and proceeds the penetration with this energy during the certain time interval $i\theta$. The “diving” process does not contribute much to the action A (in contrast to the perturbation theory) but the further motion adds $A_0(E - |\delta E|)$ and the term $2\theta\delta E < 0$. The last term is analogous to the occupation one, $\delta E/T$, when the temperature T is substituted by $1/2\theta$ [25]. As shown in the paper, under some conditions of the nonstationary signal the “diving” process is instant in the complex time and weakly contributes to the total action. The condition of the instant “diving” is not necessary for the strong reduction of A .

The emission-assisted tunneling exhibits a surprising feature: under action of the certain signal the tunneling rate can be not exponentially small since the action can tend to zero ($A(E_R) = 0$) at some energy E_R which depends on the signal parameters. The negative term $2\theta\delta E$ in the action plays an important role in the dramatic reduction of the action A under certain conditions. According to this, the tunneling rate $W \sim \exp(-A)$ reaches a sharp maximum at the energy E_R . The method used implies formally a small probability $\exp(-A) \ll 1$ but it can be of the order of 10^{-1} instead of an extremely small value. In an anharmonic potential well a classical or quantum particle of the energy E , acted by the signal $\mathcal{E} \cos \Omega t$, can exhibit a resonance if to adapt the frequency Ω to the energy E [26,1]. Analogously, to get a maximum tunnel penetration at some given initial energy E of the particle, the external signal should be adapted to this energy. In the first case a motion occurs in real time but in the second case one should use imaginary (complex) time to describe the process. Traditionally, an action in imaginary time is called the Euclidean action which comes from relativity where the geometry is Euclidean in imaginary time. Extending this analogy, one can call the above tunnel phenomenon the Euclidean resonance.

A scenario of the Euclidean resonance is the following: the particle with the energy E , before the barrier, leaves it having the exit energy $E + \delta E$ which is less than E ; the position of the exit wave packet in time is close to the peak of the signal and the duration of the exit wave packet is roughly the under-barrier time θ ; during this time interval the tunneling rate is not exponentially small for energies $(E_R - E)/E_R \sim A_0^{-1}(E_R)$. This means that under action of a specially adapted signals a particle can penetrate through very non-transparent barriers (big A_0). One should emphasize, this process corresponds to a motion deep under a barrier but not a transition over its top. As shown in the paper, the signal amplitude, required for the Euclidean resonance, can be very small comparing to an electric field of the static barrier.

In Secs. II-IV the problem of the Euclidean resonance for a decay of the metastable state in the δ -potential well is solved exactly in the semiclassical sense. This means that for the wave function $\psi(x, t) = \exp[iS(x, t)/\hbar + i\sigma_1(x, t) + i\hbar\sigma_2(x, t) + \dots]$ (we use \hbar in this relation) the action S , the first, and the second non-semiclassical correction σ_1 and σ_2 have been found exactly in the analytical forms. The developed method enables to write down the exact expression for any σ_n . In Sec. V the semiclassical condition ($\sigma_1 \gg \sigma_2 \gg \dots$) is obtained. In Sec. VI the method of complex trajectories is shown to be valid for the problem. In Secs. VIII-IX the method of complex trajectories is applied to the Euclidean resonance in a smooth potential. In Sec. XI some particular manifestations of the resonance are considered. It can be used for a selective stimulation of chemical reactions. For alpha-decay of nuclei the experimentally registered energies of alpha-particles range in the approximate

interval of 2-10 MeV. For lower energies the tunneling probability is very low which makes observations to be impossible. However, there is no principal ban for the soft alpha-decay, for example, with the energies of alpha-particles of the order of 1 KeV. The energy, counted from the bottom of the nuclear potential well, remains of the order of MeV. Adapting an external signal, with the duration of one or ten femtoseconds, to a possible energy level of an alpha-particle, one can try to search the soft alpha-decay. In principle, one can stimulate the conventional alpha-decay but this requires a very short signals of the order of 10^{-19} s.

II. TRIANGULAR BARRIER

As in Ref. [24], we consider decay of the metastable state in the potential

$$V(x) = V - \mathcal{E}_0 |x| - \sqrt{\frac{2(V-E)}{m}} \delta(x) \quad (1)$$

under action of a nonstationary electric field $\mathcal{E}(t)$. In the limit $\mathcal{E}_0 \rightarrow 0$, the energy E corresponds to the bound state in the δ -function potential well. The symmetric wave function $\psi(x, t) = \exp[iS(x, t) + i\sigma(x, t)]$ depends on the classical action S and the quantum correction σ . The action S has the form [24]

$$S(x, t) = \frac{\mathcal{E}_0^2}{2m} \int_t^{t_0} dt_1 \left[i\tau_{00} - (t_0 - t_1) - \int_{t_1}^{t_0} dt_2 h(t_2) \right]^2 + \mathcal{E}_0 x \left[i\tau_{00} - (t_0 - t) - \int_t^{t_0} dt_1 h(t_1) \right] + (V - E)t - Vt \quad (2)$$

where

$$\tau_{00} = \frac{\sqrt{2m(V-E)}}{\mathcal{E}_0}; \quad h(t) = \frac{\mathcal{E}(t)}{\mathcal{E}_0} \quad (3)$$

and the function $t(x, t)$ is defined by the equation

$$\frac{mx}{\mathcal{E}_0} = i(t - t_0)\tau_{00} + \frac{(t_0 - t)^2}{2} + \int_t^{t_0} dt_1 (t_1 - t)h(t_1) \quad (4)$$

For a symmetric pulse $\mathcal{E}(-t) = \mathcal{E}(t)$ the moment $t = 0$ plays an important role and it is convenient to introduce $\tau_0(x) = -it_0(x, 0)$. According to Eq. (4), the function $\tau_0(x)$ is determined by the relation

$$x = \frac{\mathcal{E}_0}{2m} \left[2\tau_0\tau_{00} - \tau_0^2 - 2\tau_{00} \int_0^{\tau_0} d\xi h(\xi) \right] \quad (5)$$

By means of Eqs. (2) and (5) one can write down the first derivative of the action

$$i \frac{\partial S(x, 0)}{\partial x} = \mathcal{E}_0 [\varphi(\tau_0) - \tau_{00}] \quad (6)$$

and the second derivative

$$i \frac{\partial^2 S(x, 0)}{\partial x^2} = m \frac{1 + h(\tau_0)}{\tau_{00} - \tau_0 - \tau_0 h(\tau_0)} \quad (7)$$

Here τ_0 is expressed through x by Eq. (5) and

$$\varphi(\tau) = \tau + \int_0^\tau d\xi h(\xi) \quad (8)$$

In the static case, $\mathcal{E}(t) = 0$, the action has the WKB form [1]

$$iS = \frac{2\tau_{00}}{3}(V - E) \left[\left(1 - \frac{x\mathcal{E}_0}{V - E} \right)^{3/2} - 1 \right] \quad (9)$$

The point $x = x_1$, where $i\partial S/\partial x = 0$, is remarkable since at this point the particle comes out of the barrier. The exit point x_1 is given by Eq. (5) with $\tau_0 = \tau_1$ where τ_1 is determined by the equation

$$\varphi(\tau_0) = \tau_{00} \quad (10)$$

There is another remarkable point $x_2 = x(\tau_2)$, where τ_2 can be found from the equation

$$\tau_{00} - \tau_0 - \tau_0 h(\tau_0) = 0 \quad (11)$$

The first derivative (6) is finite at this point but $i\partial^2 S/\partial x^2 \sim (x_2 - x)^{-1/2}$.

III. THE PROBABILITY OF DECAY

One can show, using Eq. (2), that

$$iS(x_1, t) = iS(x_1, 0) + \frac{t^4 \mathcal{E}_0^2}{8m^2} \left[i \frac{\partial^2 S(x, 0)}{\partial x^2} \right]_{x_1} \quad (12)$$

Eq. (12) determines the duration of the exit wave packet

$$\delta t = \left(\frac{\mathcal{E}_0^2}{8m^2} \left[i \frac{\partial^2 S(x, 0)}{\partial x^2} \right]_{x_1} \right)^{-1/4} \quad (13)$$

Only those exit points x_1 are physical for which the second derivative of the action is negative. The classical trajectory is given by the Newton equation

$$m \frac{\partial^2 x(t)}{\partial t^2} = \mathcal{E}_0 + \mathcal{E}(t) \quad (14)$$

One can show from the Hamilton-Jacoby equation [26], that

$$\text{Im} \frac{dS(x(t), t)}{dt} = \frac{m}{2} \text{Im} \left(\frac{\partial x}{\partial t} \right)^2 + [\mathcal{E}_0 + \mathcal{E}(t)] \text{Im} x(t) \quad (15)$$

The qualitative plot of $\text{Im}S$ is shown in Fig. 1. We see that the imaginary part of the action is a constant at a real classical trajectory. One can find the probability $\int dx |\psi|^2$ to find the particle outside the barrier, after an action of the pulse, by putting $\psi = \exp(iS + i\sigma)$, where σ is a non-semiclassical part in the exact expression of the wave function [24]. At every moment of time the x -integration is determined by the saddle point in the vicinity of the classical trajectory in Fig. 1 and does not depend on time, according to conservation of flux. For this reason, one can calculate the probability at $t = 0$ when

$$\psi = \exp \left[iS(x_1, 0) + \frac{(x - x_1)^2}{2} \left(i \frac{\partial^2 S}{\partial x^2} \right)_{x_1} + i\sigma_1(x_1, 0) \right] \quad (16)$$

According to Eq. (23) of Ref. [24], the first non-semiclassical correction has the form

$$i\sigma_1(x_1, 0) = -\ln \sqrt{1 - \frac{\tau_1}{\tau_{00}} [1 + h(\tau_1)]} - \frac{1}{2} \quad (17)$$

Ignoring the finite duration δt (13) of the exit wave packet and using Eq. (7) for the second derivative, one can obtain for the total probability to find the particle outside the barrier the following expression

$$W(E, t) = t(V - E) \exp(-A_0) + \frac{4}{e}(V - E) \frac{\sqrt{2\pi m}}{\mathcal{E}_0} \frac{\exp[-A(E)]}{\sqrt{(\tau_1 h(\tau_1) + \tau_1 - \tau_{00})(1 + h(\tau_1))}} \Theta \left[t - \sqrt{\frac{2m}{\mathcal{E}_0}}(x_{det} - x_1) \right] \quad (18)$$

where $\Theta(t)$ is the step function and

$$A(E) = 2 \text{Im}S(x_1, 0) \quad (19)$$

The first term corresponds to the conventional decay process ($\mathcal{E}(t) = 0$) [1], when

$$A_0 = \frac{4}{3}(V - E)\tau_{00}, \quad (20)$$

It comes from the continuity equation

$$\frac{\partial W}{\partial t} = -\frac{2}{m} \text{Im} \psi^* \frac{\partial \psi}{\partial x}; \quad \psi = \frac{\sqrt{m(V - E)}}{p(x)} \exp \left(i \int p dx \right) \quad (21)$$

where the momentum has its classical form $p(x) = \sqrt{2m(E - V + \mathcal{E}_0 x)}$. In Eq. (18) x_{det} is the point of detection of the exit particle. Outside the barrier a correction of the trajectory (14) by the non-stationary part $\mathcal{E}(t)$ is small. The first term in Eq. (17) is a short-time expansion of the full expression $1 - \exp[-t(V - E) \exp(-A_0)]$ corresponding to the multi-instanton approach.

IV. THE NONSTATIONARY PULSE

Now let us specify a particular shape of the pulse of the electric field

$$\mathcal{E}(t) = -\mathcal{E} \exp(-\Omega^4 t^4 - 2\Omega^4 \theta^2 t^2) \quad (22)$$

We consider further the limit $\Omega^4\theta^4 \gg 1$ and, omitting the small width $(\Omega^2\theta)^{-1} \ll \theta$, one can write

$$\varphi(\tau) = \tau - \lambda\theta\Theta(\tau - \theta); \quad \lambda = \frac{\sqrt{\pi}}{2\Omega^2\theta^2} \frac{\mathcal{E}}{\mathcal{E}_0} \exp(\Omega^4\theta^4) \quad (23)$$

For the pulse (22) the function $\varphi^2(\tau)$ is plotted in Fig. 2. One can see that at some values of τ_{00}^2 three solutions of the equation $\varphi^2(\tau) = \tau_{00}^2$ are possible. According to this, there are different types of x -dependence of $iS(x, 0)$ which are shown in Fig. 3. The thick solid curves in Fig. 2 represents the physical regime when the second derivative (7) is negative. The regimes, corresponding to the thin solid curves in Fig. 2, are not realized. This refers only to the vicinity of the moment $t = 0$; when a moment of time is not close to zero, the pulse is small and there is only one physical branch $\varphi^2(\tau) = \tau^2$. We do not study here how the two regimes merge with time and consider only a time interval bigger than δt when the equation (17) for the probability holds.

V. THE SEMICLASSICAL CONDITION

The semiclassical condition means a big action S comparing to the non-semiclassical part σ [1]. As follows from the expression for σ [24], it becomes big at the point x_2 where the second derivative of the action (7) is infinity. The first derivative (6) remains finite at this point which makes an essential difference with the static case ($\mathcal{E}(t) = 0$) when the relations $i\partial S/\partial x = 0$ and $i\partial^2 S/\partial x^2 = \infty$ are fulfilled at the same point giving rise to the Stokes lines [27]. In the present case there is no Stokes lines which makes the procedure of going around x_2 in the complex plane to be easy. This procedure enables to avoid the point x_2 , where the semiclassical condition breaks down, and to go over from one branch in Fig. 3 to another remaining within the semiclassical approach. For the pulse (22), the semiclassical condition does not break down at the point x_1 .

For the pulse (22), Eqs. (10) and (21) result in the estimates

$$\tau_1 - \theta \sim \frac{1}{\Omega^2\theta}; \quad \tau_2 - \theta \simeq \frac{\sqrt{\ln \Omega^2\theta^2}}{2\Omega^2\theta} \quad (24)$$

Going around the point x_2 , one can put $\tau_0 = \tau_2 + \delta\tau$, where $\delta\tau = |\delta\tau| \exp(i\phi)$ and the phase ϕ varies between 0 and π . We have

$$\tau_{00} - \tau_0 - \tau_0 h(\tau_0) \simeq (\tau_{00} - \theta) \left[1 - \exp\left(-4\Omega^2\theta\sqrt{\ln \Omega^2\theta^2} \delta\tau\right) \right] \quad (25)$$

One can choose $|\delta\tau| \sim (\Omega^2\theta)^{-1}$. In the semiclassical expansion $\sigma = \sigma_1 + \sigma_2 + \dots$ it should be $A \gg \sigma_1 \gg \sigma_2 \gg \dots$. The estimations at the semi circle around τ_2 , easily followed from [24], are

$$i\sigma(\tau_2 + \delta\tau, 0) \sim \frac{1}{2} \ln \frac{\tau_{00}}{\tau_{00} - \theta} - \frac{\theta}{2\tau_{00}} (1 - \lambda) \quad (26)$$

and

$$i\sigma(\tau_2 + \delta\tau) \sim \frac{\tau_{00}}{(V - E)\theta} \frac{\Omega^4\theta^4 \ln \Omega^2\theta^2}{\tau_{00} - \theta} \quad (27)$$

Now the semiclassical condition $\sigma_1 \gg \sigma_2$ reads

$$\frac{\tau_{00}}{\theta - \tau_{00}} \Omega^4 \theta^4 \ln \Omega^2 \theta^2 \ll (V - E)\theta \quad (28)$$

The method used implies that $\exp(-A) \ll 1$ but this parameter can be of the order of 10^{-1} instead of an extremely small value.

VI. THE METHOD OF COMPLEX TRAJECTORIES

The action A in Eq. (17) can be written in the form

$$A = -2i \int_0^{\tau_1} d\tau_0 \frac{\partial S(x(\tau_0), 0)}{\partial \tau_0} \quad (29)$$

where $x(\tau_0)$ is given by Eq. (5). The relation (29) can be transformed into the following one

$$A = \frac{\mathcal{E}_0^2}{m} \left[\tau_1 \varphi(\tau_1)^2 - \int_0^{\tau_1} d\tau_0 \varphi(\tau_0)^2 \right] \quad (30)$$

where τ_1 is determined by Eq. (10).

The result (30) can be obtained by the method of trajectories in the imaginary (corresponding to the Euclidean norm) time $t = i\tau$

$$A = 2 \int_0^{\tau_1} d\tau \left[\frac{m}{2} \left(\frac{\partial x}{\partial \tau} \right)^2 + V(x) - \mathcal{E}(t)x - E \right] \quad (31)$$

where

$$V(x) = V - \mathcal{E}_0 x \quad (32)$$

The trajectory satisfies the classical equation in the imaginary (Euclidean) time

$$m \frac{\partial^2 x(\tau)}{\partial \tau^2} = -\mathcal{E}_0 - \mathcal{E}(\tau) \quad (33)$$

with the boundary conditions

$$\left(\frac{\partial x(\tau)}{\partial \tau} \right)_{\tau_1} = -\sqrt{\frac{2(V - E)}{m}}; \quad x(\tau_1) = 0; \quad \left(\frac{\partial x(\tau)}{\partial \tau} \right)_0 = 0 \quad (34)$$

It follows from Eqs. (33) and (34) that

$$m \frac{\partial x}{\partial \tau} = -\mathcal{E}_0 - \int_0^\tau d\xi \mathcal{E}(\xi) \quad (35)$$

The trajectory has the form

$$x(\tau) = \frac{\mathcal{E}_0}{2m} \left[\tau_1^2 - \tau^2 + 2 \int_0^{\tau_1} d\xi \int_0^\xi d\eta h(\eta) \right] \quad (36)$$

The trajectory starts at the exit point $x(0) = x_1$, with the energy $E + \delta E$, and terminates at the enter point $x(\tau_1) = 0$ with the energy E . The action (31), in the method of classical trajectories, produces the same action (30) followed from the Hamilton-Jacobi equation. The method of classical trajectories should be supplemented by the rule of selection of stable extrema

$$i \left(\frac{\partial^2 S(x, 0)}{\partial x^2} \right)_{x_1} < 0 \quad (37)$$

The energy of the exit particle $E + \delta E$ can be found from the condition

$$E + \delta E = V - \mathcal{E}_0 x_1 \quad (38)$$

and the energy gain is

$$\delta E = \frac{(V - E)}{\tau_{00}} \left[\tau_{00}^2 - \tau_1^2 - 2 \int_0^{\tau_1} d\tau_0 \int_0^{\tau_0} d\xi h(\xi) \right] \quad (39)$$

VII. THE EUCLIDEAN RESONANCE

The action (30) has the geometric interpretation

$$A = \frac{\mathcal{E}_0^2}{m} (Q_+ - Q_-) \quad (40)$$

where Q_+ and Q_- are the areas shown in Fig. 2 for the pulse (22). The plot of the action (40) is shown in Fig. 4 where the thick curves correspond to the physical regimes under the condition (37). The action satisfies the relation $\partial A / \partial E = \partial A_0 / \partial E$, at $\tau_{00} = \theta$, where A_0 is given by Eq. (20). The action A has to be inserted in Eq. (18) and at a given τ_{00} one should take the lower curve. In this sense the regions (b) and (c) in Fig. 4 are most important where

$$A = 2(E_R - E)\theta; \quad E < E_{ext} \quad (41)$$

Here the definitions are used

$$E_{ext} = E_R - \frac{\theta^2 \mathcal{E}_0^2}{6m} \left(1 + \frac{1}{\sqrt{3}} - \lambda \right) (\lambda_T - \lambda) \Theta(\lambda_T - \lambda) \quad (42)$$

where the resonance energy and the threshold pulse amplitude are introduced

$$E_R = V - \frac{\theta^2 \mathcal{E}_0^2}{6m}; \quad \lambda_T = 1 - \frac{1}{\sqrt{3}} \quad (43)$$

Within the exponential accuracy the probability (18) to find the particle outside the barrier is

$$W \sim \exp[-2(E_R - E)\theta] \Theta(E_{ext} - E) \quad (44)$$

As shown in Fig. 4, the expression (44) has the jump behavior as a function of E . At $E_{ext} < E$ the exit point x_1 becomes complex resulting in the complex trajectory, defined by Eq. (14) in the real time, after exit the barrier. As follows from Eq. (15), the amplitude of the exit wave packet exponentially decays in time as for a particle with a complex energy. Hence the particle with $E > E_{ext}$ does not leave the barrier.

The energy of the exit particle (for the lower curve in Fig. 4)

$$E + \delta E = V - 3(V - E_R) \quad (45)$$

turns to E at the upper end of the lower curve in Fig. 4. The duration of the exit wave packet (13) in the case of the pulse (22) is

$$\delta t = \theta \left[\frac{4}{3(V - E_R)\theta} \right]^{1/4} \quad (46)$$

Within the exponential accuracy the tunneling probability $W \sim \exp(-\min\{A_0; A\})$ (18) is plotted as a function of energy in Fig. 5. At each amplitude of the pulse λ there is a peak of W at the energy E_{ext} (42). When $\lambda \rightarrow \lambda_T$ the peak grows, reaches the value $W \sim 1$, and remains of the order of unity under further increase of the amplitude $\lambda \geq \lambda_T$ as follows from Eq. (44). The function $W(E)$ has a very sharp peak at $E = E_R$ which jumps down to $W \sim \exp(-A_0)$ at $E > E_R$. Formally, the action A becomes of the order of unity at $E = E_R$ and the semiclassical condition violates. This means that the energy $E_R - E$ should not be less than θ^{-1} . To get a classic resonance at some fixed energy in a non-harmonic potential one should adapt the frequency of the periodic signal to this energy and the oscillation amplitude depends on the strength of the signal. Analogously, to get a maximum tunnel penetration at some energy E_R the external signal should be also adapted to this energy (by means of Eq. (43)) and the intensity of the exit particles depends on the signal amplitude. In the first case a motion occurs in the real time but in the second case one should use the imaginary (complex) time to describe the process. Traditionally, an action in the imaginary time is called the Euclidean action which comes from the relativity where the geometry is Euclidean in the imaginary time. Extending this analogy, one can call the above tunnel phenomenon the Euclidean resonance.

The non-stationary field (22) at $\Omega^4 \theta^4 \gg 1$ can be called the instant signal since in the imaginary time it is well localized near the ‘‘moment’’ $i\theta$. The Euclidean resonance can occur not only for instant signals, nevertheless, they have an advantage of enhancement of the effective amplitude $\mathcal{E} \exp(\Omega^4 \theta^4) \gg \mathcal{E}$. For an instant signal, if the initial energy level E is fixed, the Euclidean resonance occurs at some resonance value θ_R defined by the condition (43)

$$\theta_R = \frac{6m(V - E)}{\mathcal{E}_0} \quad (47)$$

The effective amplitude of the signal λ (23) should satisfy not a resonance but the threshold condition $\lambda > \lambda_T$. The probability of tunneling (44) can be rewritten in the form

$$W \sim \exp \left[-3\sqrt{3}A_0(E) \frac{\theta_R - \theta}{\theta_R} \right] \Theta(\theta_R - \theta) \quad (48)$$

where $A_0(E)$ is the conventional action (20).

The way of the particle under the barrier is shown in Fig. 6 in terms of its total energy. In the limit of big $\Omega^4\theta^4$ the right-hand side of Eq. (33) has the form $-\mathcal{E}_0 + \lambda\mathcal{E}_0\delta(\tau - \theta)$. According to this, the particle moves in the following way: (1) it starts at the point $x = x_1$ ($\tau = 0$) and moves free, (2) it reaches the point $x \simeq 0$ approximately at the moment $i\theta$, (3) it gets the instant energy gain at the point $x \simeq 0$ at the moment $i\theta$, and (4) it arrives in the true point $x = 0$ having the energy E . Since the non-stationary pulse is instant, the action (31) does not change during the pulse and can be written as a sum of two parts

$$A = A_0(E + \delta E) + 2\theta\delta E \quad (49)$$

where the conventional action A_0 is given by Eq. (20) under the condition $\tau_{00} = \theta$. Since $\delta E < 0$, the action increases $A_0(E + \delta E) > A_0(E)$, but the term $-2\theta |\delta E|$ provides a reduction of the total action which results in $A = 0$ at $E = E_R$.

VIII. THE EUCLIDEAN RESONANCE FOR A SMOOTH POTENTIAL

Suppose the static potential to have no singularities, like the potential (1). Such a potential is shown in Fig. 7(a). In this case the action A has the form

$$A = -2 \operatorname{Im} \int_C dt \left[\frac{m}{2} \left(\frac{\partial x}{\partial t} \right)^2 - V(x) + x\mathcal{E}(t) + E \right] \quad (50)$$

The contour of integration is shown in Fig. 7(b) where it starts at the point $t = 0$. The horizontal dashed line corresponds to the conventional case $\mathcal{E}(t) = 0$. The classical trajectory satisfies the equation in the complex time

$$m \frac{\partial^2 x}{\partial t^2} + V'(x) = \mathcal{E}(t) \quad (51)$$

For a smooth potential let us choose the signal in the form

$$\mathcal{E}(t) = -\mathcal{E} \frac{t\theta}{t^2 + \theta^2} \exp(-\Omega^2 t^2) \quad (52)$$

We consider the case of the instant signal when $\Omega^2\theta^2 \gg 1$ and $\mathcal{E}(t)$ is localized at the small part (2) of the order of $(\Omega^2\theta)^{-1}$ in Fig. 7(b). For the instant signal (52) the motion along the part (1) in Fig. 7(b) (the horizontal path in Fig. 7(a)) is free and $x(t) = \tilde{x}(t)$, where the free trajectory $\tilde{x}(t)$ satisfies the equation

$$\frac{m}{2} \left(\frac{\partial \tilde{x}}{\partial t} \right)^2 + V(\tilde{x}) = E + \delta E \quad (\text{region 1}) \quad (53)$$

A deviation of $m\partial x/\partial t$ from $m\partial \tilde{x}/\partial t$ starts at the region (2) in Fig. 7(b). If t belongs to the regions (2) (the vertical path in Fig. 7(a)) or (3) (the left horizontal path in Fig. 7(a)), one can write

$$m \frac{\partial x}{\partial t} \simeq \int_0^t dt_1 \mathcal{E}(t_1) + m \left(\frac{\partial \tilde{x}}{\partial t} \right)_{i\theta} \quad (\text{region 2}) \quad (54)$$

The classical momentum $m\partial x/\partial t$ gets the jump $\int_C dt\mathcal{E}(t)$ after passing the part (2), but the coordinate x does not have a jump on the time scale $(\Omega^2\theta)^{-1}$ in the vicinity of the part (2). At the region (3) the motion again is free, $x(t) = \tilde{x}(t)$, where the trajectory $\tilde{x}(t)$ obeys the equation

$$\frac{m}{2} \left(\frac{\partial \tilde{x}}{\partial t} \right)^2 + V(\tilde{x}) = E \quad (\text{region 3}) \quad (55)$$

and has the form $\tilde{x}(t - i\tau_0)$ (we omit a real time shift). Since, in the limit of an instant signal $\Omega^2\theta^2 \gg 1$, the function $x(t)$ is almost continuous it follows that $\tau_0 \simeq \theta$. Otherwise, the real $x(t)$ would jump going from (1) to (3).

The classical energy gain

$$\delta E = - \int_C dt \mathcal{E}(t) \frac{\partial x}{\partial t} \quad (56)$$

can be calculated by inserting Eq. (54) into Eq. (56). The result is

$$\delta E = - \left(\frac{\partial \tilde{x}}{\partial t} \right)_{i\theta} \int_C dt \mathcal{E}(t) - \frac{1}{2m} \left[\int_C dt \mathcal{E}(t) \right]^2 \quad (57)$$

Since, close to the point $i\theta$, $\exp(-\Omega^2 t^2) \simeq \exp[\Omega^2 \theta^2 - 2i\Omega^2 \theta(t - i\theta)]$ one can circle the contour C around the point $t = i\theta$, which produces

$$\delta E = \left(\pi \theta \mathcal{E} e^{\Omega^2 \theta^2} \right) \left(\frac{\partial \tilde{x}}{\partial \tau} \right)_{\theta} + \frac{1}{2m} \left(\pi \theta \mathcal{E} e^{\Omega^2 \theta^2} \right)^2 \quad (58)$$

The velocity $\partial \tilde{x}/\partial \tau$ at $\tau = \theta$ is real and negative.

The duration (in the imaginary time) θ of the part (1) in Fig. 7(b) can be expressed through δE according to the classical formula

$$\theta = \sqrt{\frac{m}{2}} \int_{x_0}^{x_1} \frac{dx}{\sqrt{V(x) - E - \delta E}} \quad (59)$$

Eq. (59), together with the boundary conditions $V(x_1) = E + \delta E$ and $V(x_0) = E$, determines the function $\delta E(E, \theta)$. At $t = i\theta$ the coordinate $x \simeq x_0$ and Eq. (53) results in

$$\delta E(E, \theta) = -\frac{m}{2} \left(\frac{\partial \tilde{x}}{\partial \tau} \right)_{\theta}^2 \quad (60)$$

It is remarkable that the value (60) coincides with the extreme of δE in Eq. (58) reached at $\mathcal{E} = \mathcal{E}_c(E, \theta)$, where

$$\pi \theta \mathcal{E}_{ext}(E, \theta) \exp(\Omega^2 \theta^2) = \sqrt{-2m\delta E(E, \theta)} \quad (61)$$

The action has the form

$$A = 2\sqrt{2} \int_{x_0}^{x_1} dx \sqrt{V(x) - E - \delta E(E, \theta)} + 2\theta \delta E(E, \theta); \quad (\mathcal{E} = \mathcal{E}_{ext}(E, \theta)) \quad (62)$$

where the function $\delta E(E, \theta)$ is determined by Eq. (59). The condition $A = 0$ defines the resonance energy $E_R(\theta)$ and Eq. (61) gives the threshold amplitude $\mathcal{E}_T(\theta) = \mathcal{E}_{ext}(E_R(\theta), \theta)$

$$\mathcal{E}_T(\theta) = \frac{\exp(\Omega^2 \theta^2)}{\pi \theta} \sqrt{-2m \delta E(E_R(\theta), \theta)} \quad (63)$$

If the signal amplitude is fixed, the expression (62) is valid only for one value of energy $E = E_{ext}$ which is determined by the equation $\mathcal{E} = \mathcal{E}_{ext}(E, \theta)$. If $E \neq E_{ext}$ the method of trajectories cannot be used and one should solve the Hamilton-Jacobi equation. \mathcal{E}_{ext} is analogous to the same parameter (42) and corresponds to the peak in the escape probability W as in Fig. 5. One should note that whereas for a smooth potential the method of trajectories enables to obtain the result solely for one extreme energy, in the degenerated case of the singular potential (1) this method is applicable in an interval of energies. This is due to that for the singular potential (1) the maximum of $W(E)$ is sharp and the analog of the dashed curve of Fig. 8 coincides with the solid curve in Fig. 5. This does not mean the method of trajectories to be useless for a smooth potential since the energy E_{ext} corresponds to a maximum of the escape rate and Eq. (62) determines the dashed line in Fig. 8. In the case of a smooth potential it is impossible to obtain an analytical solution of the Hamilton-Jacobi equation to get the preexponential factor in the expression for the decay rate W as in the formula (18).

IX. SMOOTH POTENTIAL WELL IN AN ELECTRIC FIELD

Eqs. (59) and (62) allow to solve the problem of tunneling under action of an instant signal for a general semiclassical potential $V(x)$. Let us consider a particular case of a smooth potential well in a weak electric field \mathcal{E}_0 . This means that in Fig. 7(a) $x_0 \ll x_1$. In this situation one can use the approximation of triangular potential in Eq. (59) and (62)

$$A = \frac{4\theta}{3} [V - E - \delta E(E, \theta)] + 2\theta \delta E(E, \theta); \quad \theta = \frac{\sqrt{2m(V - E - \delta E)}}{\mathcal{E}_0} \quad (64)$$

The extreme electric field (61) is given by the formula

$$\frac{\pi}{\mathcal{E}_0} \mathcal{E}_{ext}(E, \theta) \exp(\Omega^2 \theta^2) = \sqrt{1 - \frac{2m(V - E)}{\theta^2 \mathcal{E}_0^2}} \quad (65)$$

and the action (62) has the form (41) with the definition of E_R (43)

$$A = 2\theta \left[(V - E) - \frac{\theta^2 \mathcal{E}_0^2}{6m} \right]; \quad (\mathcal{E} = \mathcal{E}_{ext}(E, \theta)) \quad (66)$$

The extreme value E_{ext} in Fig. 8 is

$$E_{ext} = E_R - \frac{\theta^2 \mathcal{E}_0^2}{2m} \left[\frac{2}{3} - \left(\frac{\pi \mathcal{E}}{\mathcal{E}_0} e^{\Omega^2 \theta^2} \right)^2 \right] \Theta(\mathcal{E}_T - \mathcal{E}) \quad (67)$$

where E_R is given by Eq. (43) and the threshold value of the signal amplitude is

$$\frac{\pi \mathcal{E}_T}{\mathcal{E}_0} \exp(\Omega^2 \theta^2) = \sqrt{\frac{2}{3}} \quad (68)$$

If the energy level E in the well is fixed, the decay rate W is determined by Eq. (48) with the resonance value of the signal parameter θ_R given by Eq. (47).

The condition of applicability of the semiclassical approximation cannot be derived for a smooth potential with the all details, as the condition (28), since for this purpose one should know the solution of the Hamilton-Jacobi equation. Nevertheless, the typical feature of that condition $(V - E)t \gg 1$, where t is a characteristic time of the problem, can be used as an approximation. Since the typical time is $(\Omega^2 \theta)^{-1}$, the semiclassical condition reads

$$\Omega^2 \theta^2 \ll (V - E)\theta \quad (69)$$

The condition (69) does not contradict to a big value of $\Omega^2 \theta^2$ since in the semiclassical case $(V - E)\theta$ is a big parameter.

X. OVER-BARRIER ESCAPE

A metastable state in a well can decay also by the over-barrier transition picking up a number of quanta necessary to reach the top of the barrier (in our case there is no a thermal activation). This process is competitive with tunneling under the barrier. Let us estimate the probability of the over-barrier escape. The Fourier component of the signal (52)

$$\mathcal{E}_\omega = -\theta \mathcal{E} \exp\left(-\frac{\omega^2}{4\Omega^2}\right) \int_{-\infty}^{\infty} \frac{t dt}{t^2 + \theta^2} \exp\left[-\Omega^2 \left(t - \frac{i\omega}{2\Omega^2}\right)^2\right] \quad (70)$$

is determined by the saddle contribution (the horizontal path $\text{Im}t = \omega/2\Omega^2$) and by the pole integration at $t = i\theta$, if $\theta < \omega/2\Omega^2$

$$\mathcal{E}_\omega = -i\pi\theta \mathcal{E} \exp(\Omega^2 \theta^2 - \omega\theta) \Theta\left(\frac{\omega}{2\Omega^2} - \theta\right) + 2i\sqrt{\pi} \frac{\mathcal{E}\omega\theta\Omega}{\omega^2 - (2\Omega^2\theta)^2} \exp\left(-\frac{\omega^2}{4\Omega^2}\right) \quad (71)$$

The probability of the over-barrier escape W_{o-b} is proportional to the absorption of N quanta which can be estimated as $(\mathcal{E}_\omega)^{2N}$ and can be written schematically in the form

$$W_{o-b} \sim \mathcal{E}^{2N} \left\{ \exp[2N(\Omega^2 \theta^2 - \omega\theta)] + \exp\left(-2N \frac{\omega^2}{4\Omega^2}\right) \right\} \quad (72)$$

where $N = (V - E)/\omega$ and we ignore an interference of the two contributions. Since the typical signal amplitude is $\mathcal{E} \sim \exp(-\Omega^2 \theta^2)$, the probability (72) reads

$$W_{o-b} \sim \exp[-2\theta(V - E)] + \exp\left[-2(V - E) \left(\frac{\omega^2}{4\Omega^2} + \frac{\Omega^2 \theta^2}{\omega}\right)\right] \quad (73)$$

The optimum frequency $\omega = 2\Omega^2\theta$ in the second term produces the same exponent as the first one. Therefore, the probability of the over-barrier escape, stimulated by the signal (52), can be estimated as

$$W_{o-b} \sim \exp[-2\theta(V - E)] \quad (74)$$

The exponent in the expression (74) is of the same magnitude as the action A far away from the resonance. For this reason, an escape mechanism under the action of the signal (52) is the tunneling process but not an over-barrier escape. From the mathematical point of view, it is understandable since the extreme of the action A is provided by the negative energy gain δE but not by $\delta E = (V - E)$.

XI. MANIFESTATIONS OF THE EUCLIDEAN RESONANCE

In this section we point out some particular physical situations when specially adapted signals result or may result in a dramatically enhanced tunneling rate due to the Euclidean resonance.

A. Selective ionization of atoms

As a simplest example of the Euclidean resonance let us consider the ionization of the hydrogen atom by the signal (52). In this case one can use Fig. 7(a), considering the well to be extended in energy down to $-\infty$. Suppose the constant electric field $\mathcal{E}_0 = 2 \times 10^7 \text{eV/cm}$. In this field the conventional tunneling rate is proportional to $\exp(-A_0) = \exp(-76)$, where A_0 is given by Eq. (20) and $(V - E) \simeq 13.6 \text{eV}$. This provides the decay time $(V - E)^{-1} \exp(76) \sim 10^9 \text{years}$. Under the action of the signal with the amplitude $\mathcal{E} > \mathcal{E}_T$, where the threshold field is given by Eq. (68), the Euclidean resonance occurs at

$$\theta_R = \frac{\sqrt{6m(V - E)}}{\mathcal{E}_0} \simeq 10^{-14} \text{s} \quad (75)$$

and the tunneling rate is determined by Eq. (48) which reads in this case

$$W \sim 10^{-170(\theta_R - \theta)/\theta_R} \Theta(\theta_R - \theta) \quad (76)$$

According to Eq. (45), $(V - E - \delta E) = 3(V - E)$. With the parameters chosen, $x_1/x_0 \simeq 100$ and the duration of the exit wave packet (46) is $\delta t \simeq 0.28\theta \simeq 2.8 \times 10^{-15} \text{s}$. Using the semiclassical condition (69), which now reads $\Omega^2\theta^2 \ll 200$, one can take the signal parameter $\Omega^2\theta^2 = 15$. This gives $\mathcal{E}_T \simeq 1.5 \text{eV/cm}$ and $\Omega^{-1} \simeq 2.6 \times 10^{-15} \text{s}$. For a smaller constant electric field \mathcal{E}_0 , the resonance value θ_R and the threshold signal amplitude \mathcal{E}_T are also smaller. As follows from the relation (76), the uncertainty of the signal parameter θ should be approximately 1% to be close to the resonance. When in the system there are a few types of atoms/molecules, one can make a selective ionization of a particular group of them.

B. Emission of electrons from a metallic surface

Electrons can tunnel from a metallic surface when an electric field \mathcal{E}_0 is applied perpendicular to it. In this case V is the work function and E can be at the Fermi energy or down. When the constant electric field is modulated by a successive set of signals (52) separated by the time interval of the order of θ , there is the steady current of electrons distributed around the energy $E + \delta E$ with the relative accuracy of approximately A_0^{-1} . The current density can be estimated as $j \sim env_F/A_0$, where n is the electron density in the metal and v_F is the Fermi velocity. For the parameters of Sec. XI(A), the steady electric current from the metal surface is $j \sim 10^8 \text{A/cm}^2$. If to use Eq. (20) for A_0 the current density can be written in the form $j = \sigma \mathcal{E}_0/e$, where the conductivity is $\sigma \sim e^2 n/m(V - E)$. When the metallic sample is connected to a circuit, its electroneutrality recovers faster comparing to the time (75).

C. Selective stimulation of chemical reactions

A variety of chemical and biochemical reaction are characterized by the potential barrier for electrons which separates the electron state of the energy E before reaction and the state of the energy E_1 after reaction ($E_1 < E$) [29]. Usually, the tunneling rate for chemical reactions is negligible and they occur by thermal activation through the barrier which requires, in many cases, a reduction by a catalyst. Tunneling, stimulated by the Euclidean resonance, can provide new possibilities for reactions which are impossible under conventional conditions. Under the conditions of the resonance, the exit energy $E + \delta E$ does not necessary coincides with E_1 but during the motion of molecules towards each other the energy parameters vary and at some distance the condition $E + \delta E = E_1$ can be encountered. Using the Euclidean resonance, one can select some particular bonds by the resonance to choose a type of reaction to be stimulated.

By this method one can control also some nonvalent molecular conversions such as internal rotations of a part of the molecule around a single bond, etc. In this case the Euclidean resonance stimulates tunneling of ions. For ionic tunneling the resonance θ_R is approximately two orders of magnitude bigger and \mathcal{E}_T is smaller comparing to electron tunneling.

D. Stimulation of alpha-decay

In the problem of alpha-decay the potential energy of the alpha-particle and the nucleus is shown in Fig. 9, where the potential to the right of the nucleus has the form β/x and the typical nucleus size is $x_0 \sim 10^{-13} \text{cm}$. The conventional decay rate is $W \sim \exp(-A_0)$, where

$$A_0 = \pi \beta \sqrt{\frac{2m}{E}} \quad (77)$$

and m is the mass of the alpha-particle [1]. A properly adapted resonance signal can result in huge enhancement of alpha-decay. In a situation of the Euclidean resonance Eq. (59)

reads (with $x_0 \simeq 0$)

$$\theta = \frac{\pi}{4} \frac{\beta\sqrt{2m}}{(E + \delta E)^{3/2}} \quad (78)$$

The action (62) has the form

$$A = \left(3\pi\beta\sqrt{3m\theta}\right)^{2/3} - 2\theta E \quad (79)$$

At the Euclidean resonance ($A = 0$),

$$\theta_R = \pi\beta\sqrt{\frac{27m}{8E^3}}; \quad \frac{E + \delta E}{E} = \frac{1}{3} \quad (80)$$

where the energy $E + \delta E$ corresponds to the horizontal path in Fig. 9. The decay rate, within the exponential accuracy, is

$$W \sim \exp\left(-\sqrt{3}A_0\frac{\theta_R - \theta}{\theta_R}\right) \Theta(\theta_R - \theta) \quad (81)$$

The threshold amplitude of the signal (63) is

$$\mathcal{E}_T = \frac{4\sqrt{2}}{9\pi^2} \frac{E^2}{\beta} \exp(-\Omega^2\theta^2) \quad (82)$$

For the decay $\text{Nd}_{60}^{144} \rightarrow \text{Ce}_{58}^{140} + \alpha$, one should take $\beta = 2 \times 58e^2$ and $E = 1.9\text{MeV}$. This gives $\theta_R \simeq 0.8 \times 10^{-19}\text{s}$, $A_0 \simeq 177$, and (with $\Omega^2\theta^2 = 15$) $\mathcal{E}_T \simeq 10^9\text{eV/cm}$. These parameters unlikely are suitable for an experiment. Nevertheless, the situation may be different. The energy of an alpha-particle $E - E_0$ is always in the Mev-scale and the experimentally observed E varies approximately between 2 and 10 Mev for different nuclei. This does not exclude a situation when for some nuclei the energy of the alpha-particle E can be of the order of 1KeV. Normally, alpha-decay of such nuclei hardly can be detected in a conventional way due to an extremely small decay rate since $A_0 \simeq 1.3 \times 10^4$ (77). But under the conditions of the Euclidean resonance for $E = 1\text{Kev}$, the resonance value is $\theta_R \simeq 10^{-14}\text{s}$ (78) and one can obtain the flux of alpha-particles with the energy $1/3\text{KeV}$ and the approximate duration 10^{-15}s per one signal (46). One can take $\Omega^2\theta^2 = 18$ which gives $\mathcal{E}_T \simeq 20\text{eV/cm}$ (81). The relative accuracy of the signal parameter θ near the resonance, according to Eq. (81), should be 0.01% but θ , of the order of ten femtoseconds, relates with experimental facilities. In this way, one can search nuclei exhibiting the soft alpha-decay.

XII. SIGNAL CONDITIONS

The signal shape (52) is not unique, nevertheless, we focus on this shape. The plot at $\Omega^2\theta^2 = 15$ is shown in Fig. 10 where the vertical and the horizontal axes correspond to $\mathcal{E}(t)/\mathcal{E}$ and t/θ . A deviation of the signal from the dependence

$$\tilde{\mathcal{E}}(t) = -\mathcal{E} \frac{t}{\theta} \exp(-\Omega^2 t^2) \quad (83)$$

is less than 10%, however, the signal (83) does not lead to a Euclidean resonance, resulting only in a perturbative correction to the conventional formula $W \sim \exp(-A_0)$. From mathematical point of view, it is due to that the signal (83) does not have a pole at a complex time. We do not study here in full how fluctuations of the signal influence the resonance. For the resonance condition it should be $(\theta_R - \theta)/\theta_R \lesssim A_0^{-1}$ (48) which determines the signal accuracy with respect to the parameter θ .

The amplitude of the threshold signal \mathcal{E}_T is proportional to $\exp(-\Omega^2\theta^2)$. Due to the semiclassical condition (69), the parameter $\Omega^2\theta^2 \ll A_0^{-1}$ can be big for very non-transparent (without a non-stationary signal) barriers, leading to a very small threshold signal. In the limit of a non-transparent barrier ($A_0 = \infty$), the amplitude of the threshold signal is $\mathcal{E} = 0$. What is a restriction for this non-physical limit?

Every physical system, strictly speaking, is not Hamiltonian and the energy levels always have a finite width due to interaction with other subsystems. In the classical limit the equation of motion contains the friction coefficient γ

$$m \frac{\partial^2 x}{\partial t^2} + m\gamma \frac{\partial x}{\partial t} + V'(x) = 0 \quad (84)$$

A physical origin of γ depends on a particular situation. According to the theory of dissipative quantum mechanics of Caldeira and Leggett [25] (see also Ref. [28]), a friction disturbs the under-barrier motion resulting in the energy-losing path (1a) shown in Fig. 7(a). The frictionless path (1) and the friction path (1a) correspond to the same time θ and, due to this, the energy gain $|\delta E|$ is less for the path (1a). This makes impossible the resonance condition ($A = 0$) when the friction becomes sufficiently big $\gamma > \gamma_c$. The approximate estimate of the critical friction is $\gamma_c \sim \theta^{-1}$. Therefore, the Euclidean resonance exists for a dissipative system if the friction coefficient is not big

$$\gamma < \gamma_c \sim \theta^{-1} \quad (85)$$

The threshold amplitude can be estimated in a general case as $\mathcal{E}_T \sim \mathcal{E}_0 \exp(-\Omega^2\theta^2)$ where \mathcal{E}_0 is some typical electric field in the system. The restriction condition is

$$\Omega^2\theta^2 \ll (V - E)\theta \lesssim \frac{V - E}{\gamma} \quad (86)$$

The main feature of the signal (52) is its Lorentzian shape which results in the poles at the complex time. The Gaussian modulation is not obligatory and results only to the strong reduction of the threshold amplitude \mathcal{E}_T . We do not consider here technical possibilities to tailor proper electromagnetic signals which should be in the approximate range of 1-100 fs. Recent achievements in formation of short signals are presented in Ref. [30–36].

XIII. DISCUSSIONS AND CONCLUSIONS

The probability of tunneling through an almost classical static barrier is exponentially small, according to the general principles of quantum mechanics. Nevertheless, a particle can penetrate through a very non-transparent barrier under the action of the specially adapted signal of an external field. The signal parameters select the particle energy E_R . For particle

energies close to this resonance value, the tunneling rate is not small during some finite interval of time and has a very sharp peak at the resonance energy E_R . The width of the peak $(E_R - E)/E_R \sim A_0^{-1}(E_R)$ is connected to the static action $A_0(E_R)$ which can be of the order of hundred or even bigger for a very non-transparent barrier. After entering inside the barrier the particle emits electromagnetic quanta and exit the barrier with a lower energy. It is reasonable to call this phenomenon the Euclidean resonance since the motion occurs in imaginary (complex) time.

The Euclidean resonance can have various applications to the problems where quantum tunneling is an essential process. For example, chemical and biochemical reactions occur by thermal activation over a potential barrier which, in many cases, should be lowered by a catalyst. The potential chemical conversions, which cannot be realized due to high barriers, may get run by the effect of the Euclidean resonance. Since the resonance peak is very sharp, one can use the effect for selective stimulation of chemical reactions adapting the signal to some particular chemical bond(s). Another possible application of the Euclidean resonance is search of the soft alpha-decay when emitting alpha-particles have the energy in the interval of 0.1-10 KeV. The duration of the required signal is in the range 1-10 fs and the amplitude is of the order of 1-10 eV/cm. The soft alpha-decay, if it exists, cannot be observed in the conventional way due to extremely small decay rate.

The phenomenon of the Euclidean resonance may occur not only in tunneling processes but also in the over-barrier reflection of particles in quantum mechanics [1] and in classical reflection of macroscopic waves (electromagnetic, acoustic, etc.) from a spatially-smooth medium [27]. All these effects constitute a class of the Stokes phenomena since in a static case they have the common mathematic feature: the classical turning point generates the Stokes lines [27] where a jump of the sub-dominant (exponentially small) solution occurs.

ACKNOWLEDGMENTS

I am grateful to J. Engelfried for providing the experimental data on alpha-decay.

REFERENCES

- [1] L. D. Landau and E. M. Lifshitz, *Quantum Mechanics* (Pergamon, New York, 1977)
- [2] V. L. Pokrovskii, F. R. Ulinich, and S. K. Savvinykh, Zh.Eksp.Teor.Fiz. **34**, 1629 (1958) [Sov.Phys.JETP **34**, 1119 (1958)]
- [3] C. G. Callan and S. Coleman, Phys.Rev.D **16**, 1762 (1977)
- [4] L. V. Keldysh, Zh.Eksp.Teor.Fiz. **47**, 1945 (1964) [Sov.Phys.JETP **20**, 1307 (1965)]
- [5] V. S. Popov, V. P. Kuznetsov, and A. M. Perelomov, Zh.Eksp.Teor.Fiz. **53**, 331 (1967)
- [6] B. I. Ivlev and V. I. Melnikov, Pis'ma Zh.Eksp.Teor.Fiz. **41**, 116 (1985) [JETP Lett. **41**, 142 (1985)]
- [7] B. I. Ivlev and V. I. Melnikov, Phys.Rev.Lett. **55**, 1614 (1985)
- [8] B. I. Ivlev and V. I. Melnikov, Zh.Eksp.Teor.Fiz. **90**, 2208 (1986) [Sov.Phys. JETP **63**, 1295 (1986)]
- [9] B. I. Ivlev and V. I. Melnikov, Phys.Rev.B **36**, 6889 (1987)
- [10] B. I. Ivlev and V. I. Melnikov, in *Quantum Tunneling in Condensed Media*, edited by A. Leggett and Yu. Kagan (North-Holland, Amsterdam, 1992)
- [11] W. H. Miller, Adv. in Chem.Phys. **25**, 69 (1974)
- [12] S. Keshavamurthy and W. H. Miller, Chem.Phys.Lett. **218**, 189 (1994)
- [13] A. Defendi and M. Roncadelli, J.Phys.A: Math.Gen. **28**, L515 (1995)
- [14] N. T. Maitra and E. J. Heller, Phys.Rev.Lett. **78**, 3035 (1997)
- [15] J. Ankerhold and H. Grabert, Europhys.Lett. **47**, 285 (1999)
- [16] G. Cuniberti, A. Fechner, M. Sassetti, and B. Kramer, cond-mat/9909084 (1999)
- [17] W. S. Warren, H. Rabitz, and M. Dahlen, Science **259**, 1581 (1993)
- [18] S. Shi and H. Rabitz, J.Chem.Phys. **92**, 364 (1990)
- [19] Y. S. Kim, M. Tadi, H. Rabitz, A. Askar, J. B. McManus, Phys.Rev.B **50**, 15744 (1994)
- [20] B. Kohler, J. L. Kruase, F. Raksi, K. R. Wilson, V. V. Yakovlev, R. M. Whintel, and Y. Yan, Acc.Chem.Res. **28**, 133 (1995)
- [21] D. W. Schumacher, J. H. Hoogenraad, D. Pinkos, and P. H. Bucksbaum, Phys.Rev.A **52**, 4719 (1995)
- [22] J. L. Krause, D. H. Reitze, G. D. Sanders, A. V. Kuznetsov, and C. J. Stanton, Phys.Rev.B **57**, 9024 (1998)
- [23] R. Atanasov, A. Hache, J. L. P. Hughes, H. M. van Driel, and J. E. Sipe, Phys.Rev.Lett. **76**, 1703 (1996)
- [24] B. I. Ivlev, Phys.Rev.A **62**, 062102 (2000)
- [25] A. O. Caldeira and A. J. Leggett, Ann. of Phys. **149**, 374 (1983)
- [26] L. D. Landau and E. M. Lifshitz *Mechanics* (Pergamon, New York, 1976)
- [27] J. Heading, in *An Introduction to Phase-Integral Methods*, edited by Methuen (Willey, New York, 1962)
- [28] P. Hanggi, P. Talkner, and M. Borkovec, Rev.Mod.Phys. **62**, 251 (1990)
- [29] M. V. Volkenstein, *Physics and Biology* (Academic Press, New York, 1982)
- [30] A. M. Weiner, J. P. Heritage, and E. M. Kirchner, J.Opt.Soc.Am.B **5**, 1563 (1988)
- [31] A. E. Efimov, C. Schaffer, and D. H. Reitze, J.Opt.Soc.Am.B **12**, 1968 (1995)
- [32] A. E. Kaplan, Phys.Rev.Lett. **73**, 1243 (1994)
- [33] S. E. Harris and A. V. Sokolov, Phys.Rev.Lett. **81**, 2894 (1998)
- [34] N. A. Papadogiannis, B. Witzel, C. Kalpouzou, and D. Charalambidis, Phys.Rev.Lett. **83**, 4289 (1999)

- [35] E. Hertz, N. A. Papadogiannis, G. Nersisyan, C. Kalpouzos, T. Halfmann, D. Charalambidis, and G. D. Tsakiris, *Phys.Rev.A* **64**, 051801 (2001)
- [36] A. E. Kaplan and P. L. Shkolnikov, *Phys.Rev.Lett.* **88**, 074801 (2002)

FIGURES

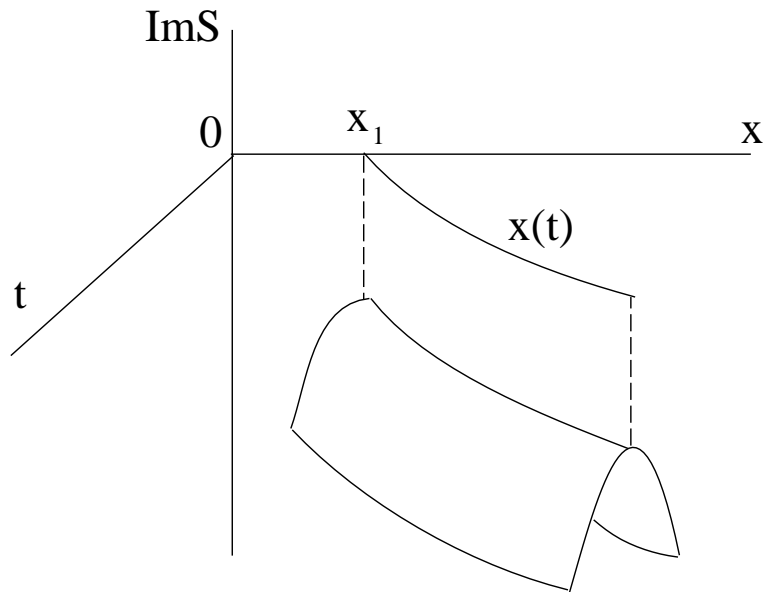


FIG. 1. The imaginary part of the action is a constant at the real classical trajectory $x(t)$ after exit from the barrier. Only a part of the $\{x; t\}$ -plane in the vicinity of the trajectory is shown.

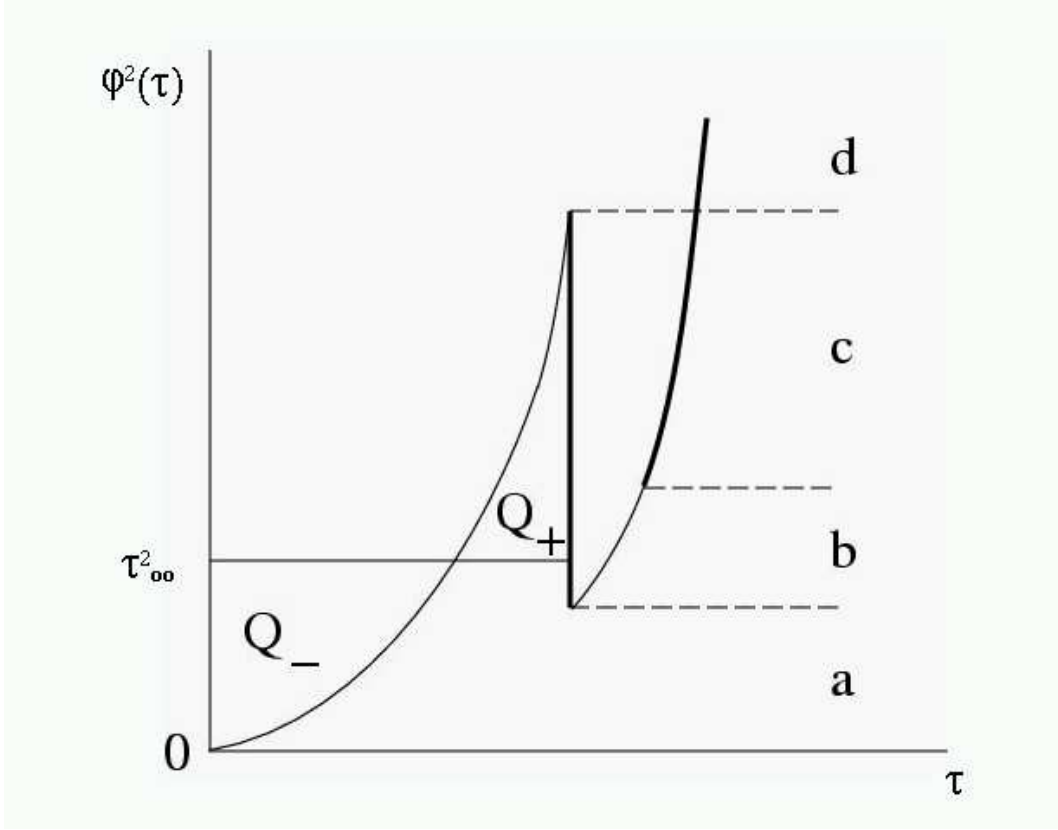


FIG. 2. The plot of the function $\varphi^2(\tau)$ consists of the two parabolas τ^2 and $(\tau - \lambda\theta)^2$ connected by the vertical line. The solution $\tau = \tau_1$ of the equation $\varphi^2(\tau) = \tau_{00}^2$ determines the exit point x_1 where $\partial S(x, 0)/\partial x = 0$. Only the thick curves are physical. The same graph gives the geometrical condition (the equality of the areas $Q_+ = Q_-$) for the Euclidean resonance.

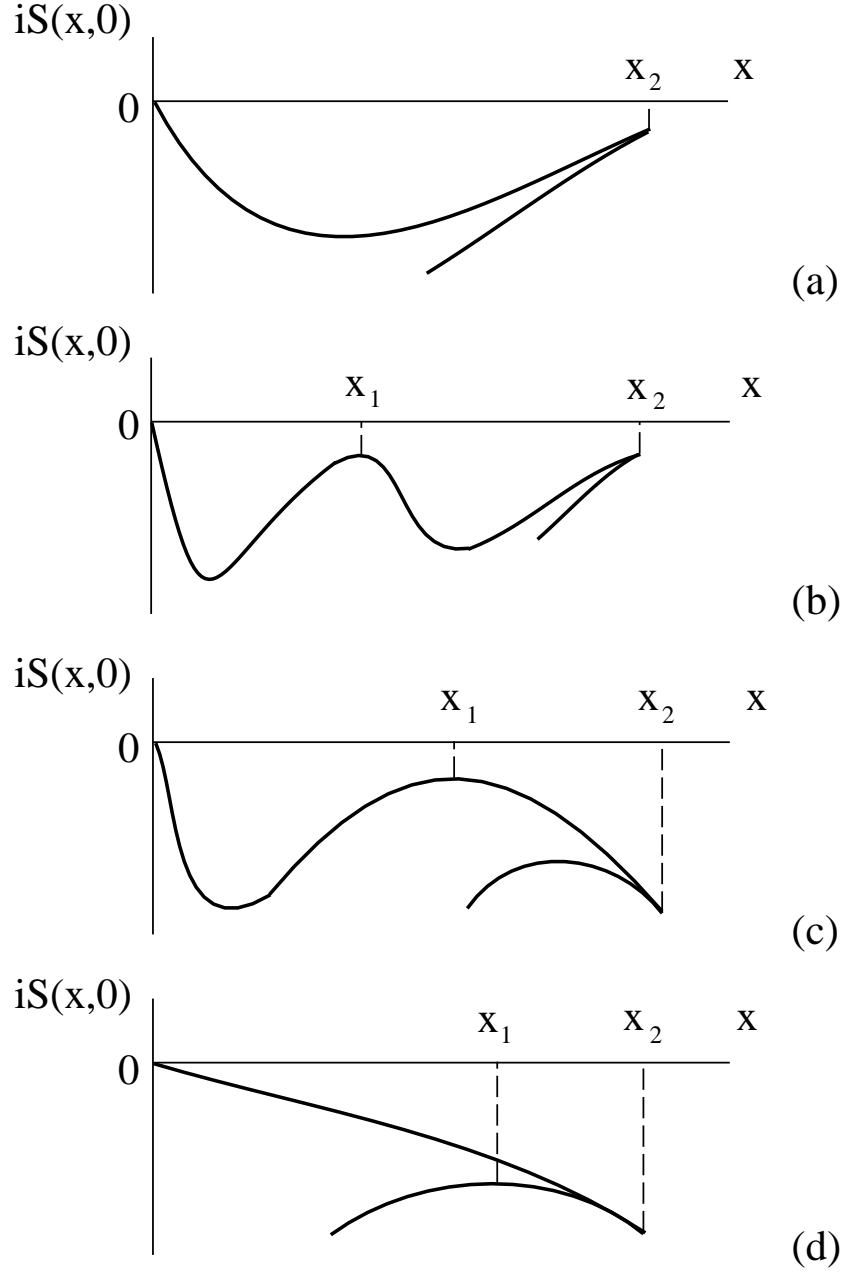


FIG. 3. The action for different domains of τ_{00}^2 in Fig. 2. x_1 corresponds to the stable regime with $i\partial^2 S/\partial x^2 < 0$ denoted in Fig. 2 by the thick solid curves.

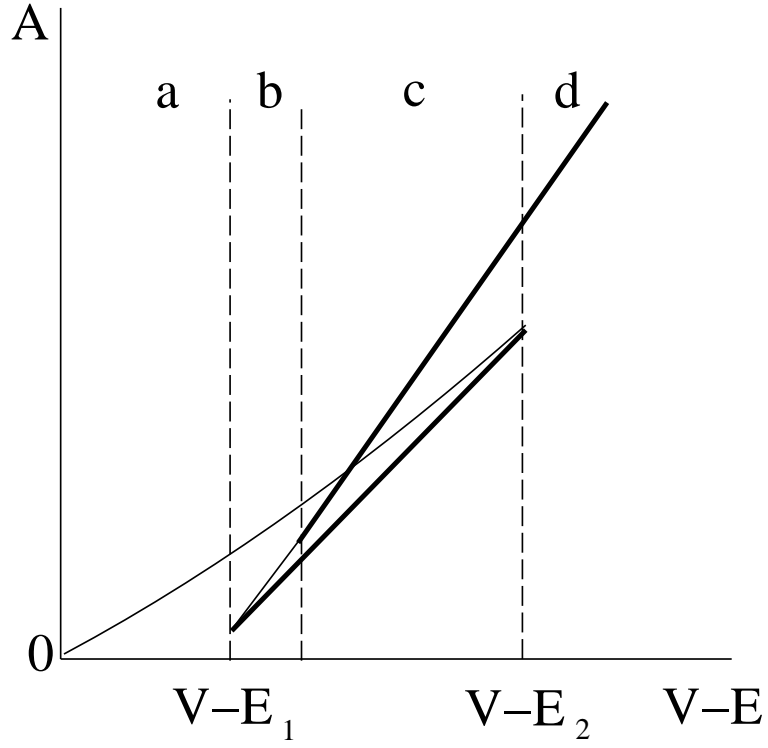


FIG. 4. The action for the potential (32). The thick solid curves correspond to the physical regimes. $V - E_1 = (V - E_2)(1 - \lambda)^2$ and $V - E_2 = \theta^2 \mathcal{E}_0^2 / 2m$.

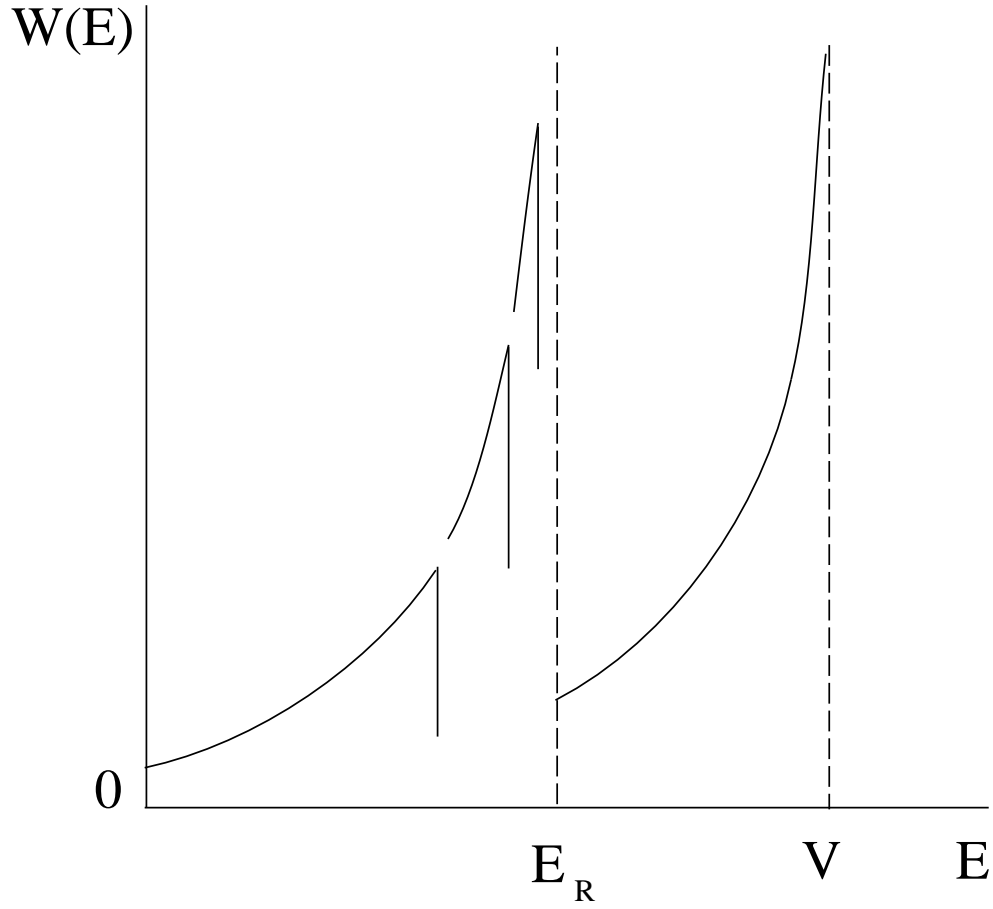


FIG. 5. At each amplitude of the signal, there is a peak of W at the energy E_{ext} . When $\lambda \geq \lambda_R$, the peak reaches its maximum value at $E = E_R$. When $E > E_R$, W is determined by the WKB formula.

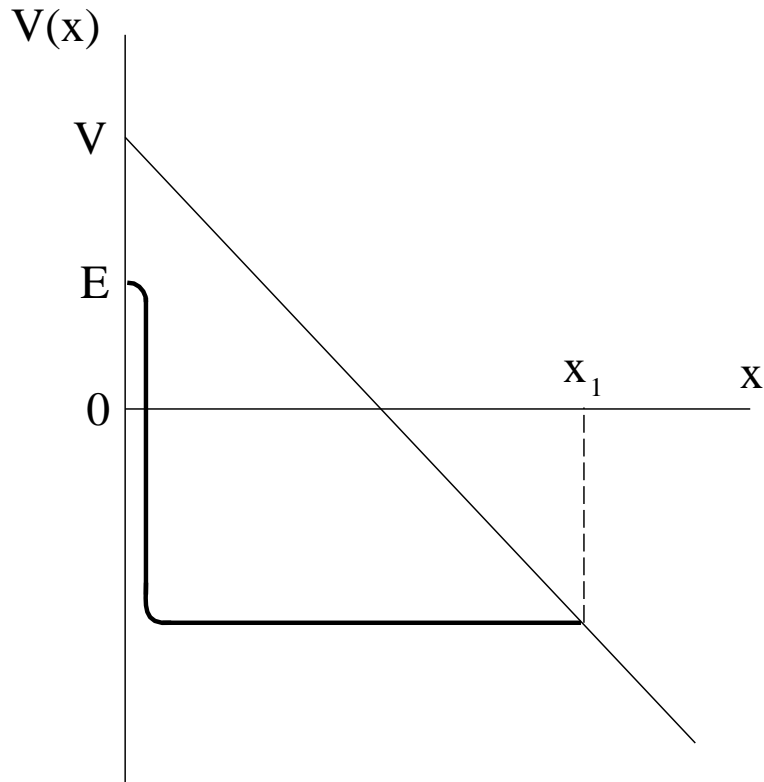


FIG. 6. The total energy of the particle under the barrier. The particle starts at the point x_1 ($\tau = 0$), reaches the point $x \simeq 0$ at the “moment” $\tau \simeq \theta$, acquires instantly the energy gain, and reaches the point $x = 0$ having the energy E . At the horizontal path the particle energy is $E + \delta E$.

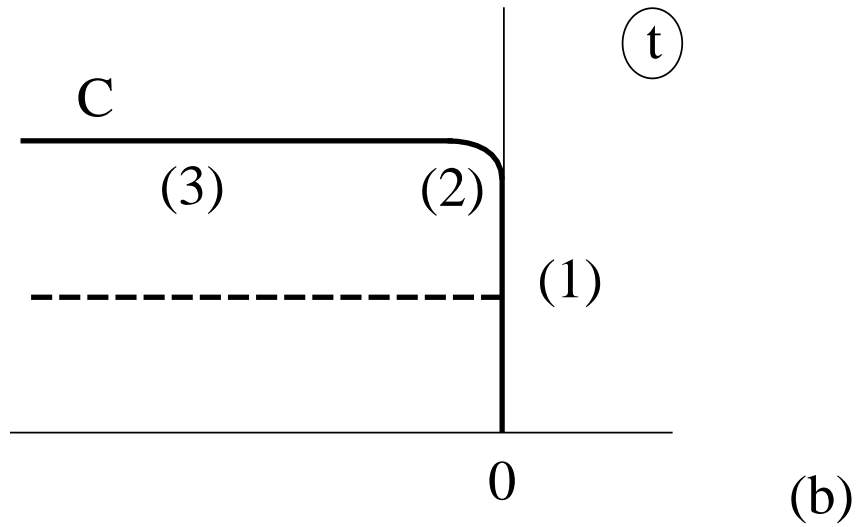
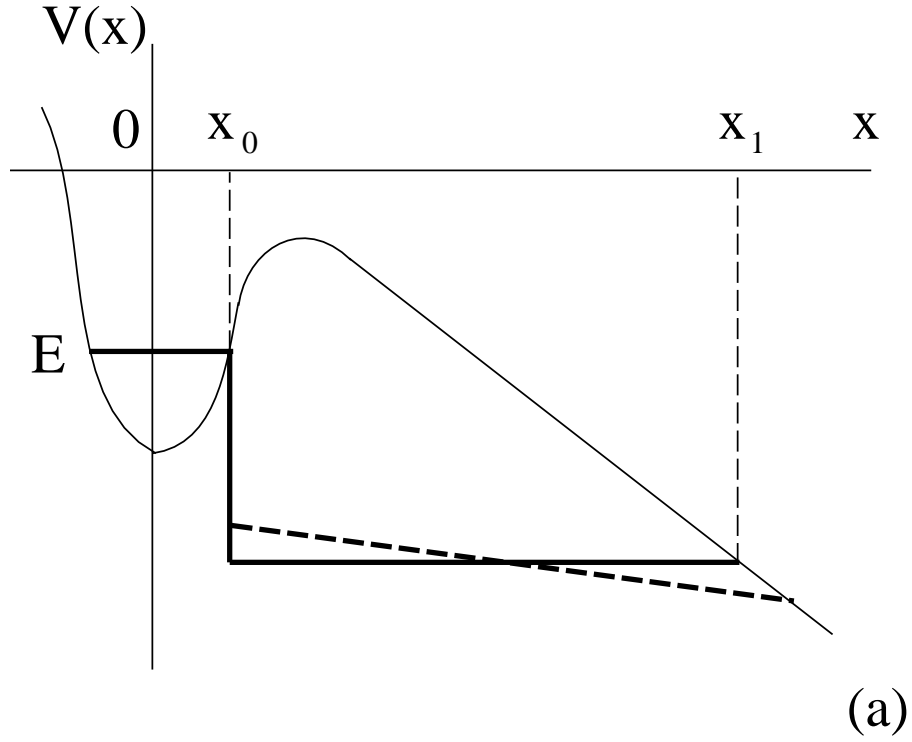


FIG. 7. (a) The path of the particle under the barrier in terms of its total energy. The signal acts at the “diving” (vertical) part. The dashed curve shows the particle energy in the damped case. (b) In terms of the complex time, the part (1) represents the horizontal path in Fig. 7(b), the part (2) - the vertical path, and the part (3) - the left horizontal path.

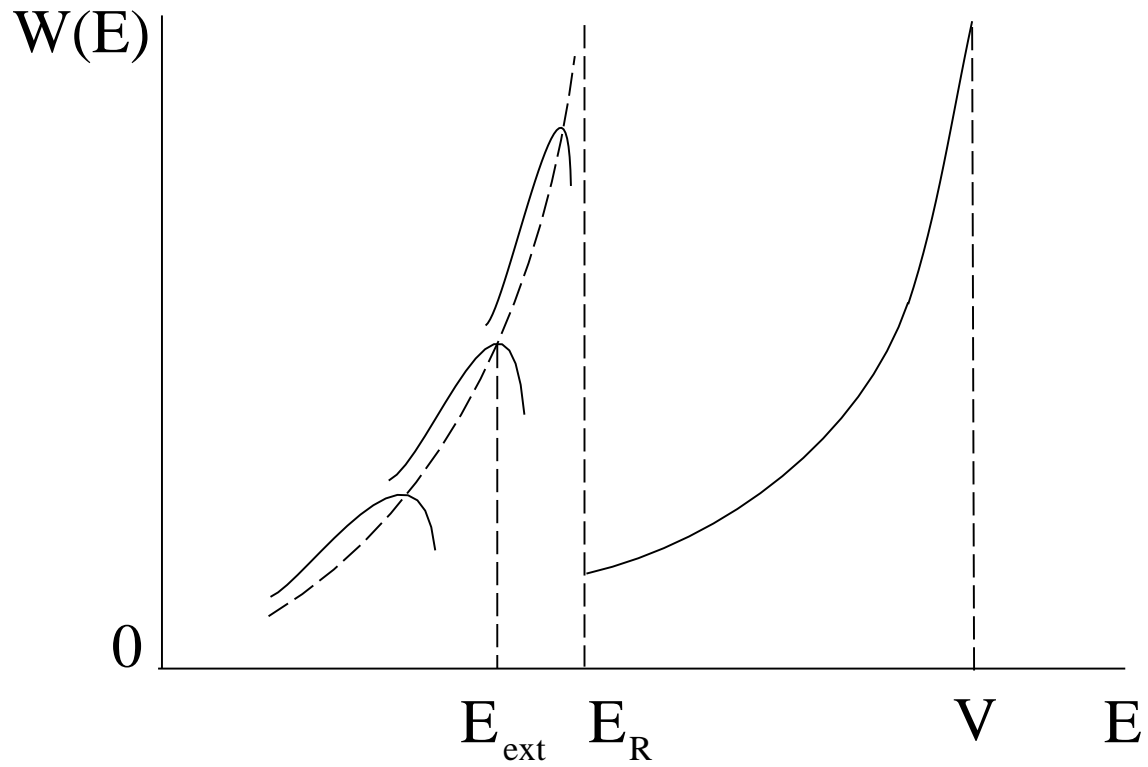


FIG. 8. The tunneling rate $W \sim \exp(-A)$ at each fixed amplitude of the signal $\mathcal{E} < \mathcal{E}_T$ is a curve with the maximum at $E = E_{ext}$. $E_{ext} = E_R$ at $\mathcal{E} = \mathcal{E}_T$. W reaches its absolute maximum at $E = E_R$ under the condition $\mathcal{E} \geq \mathcal{E}_T$.

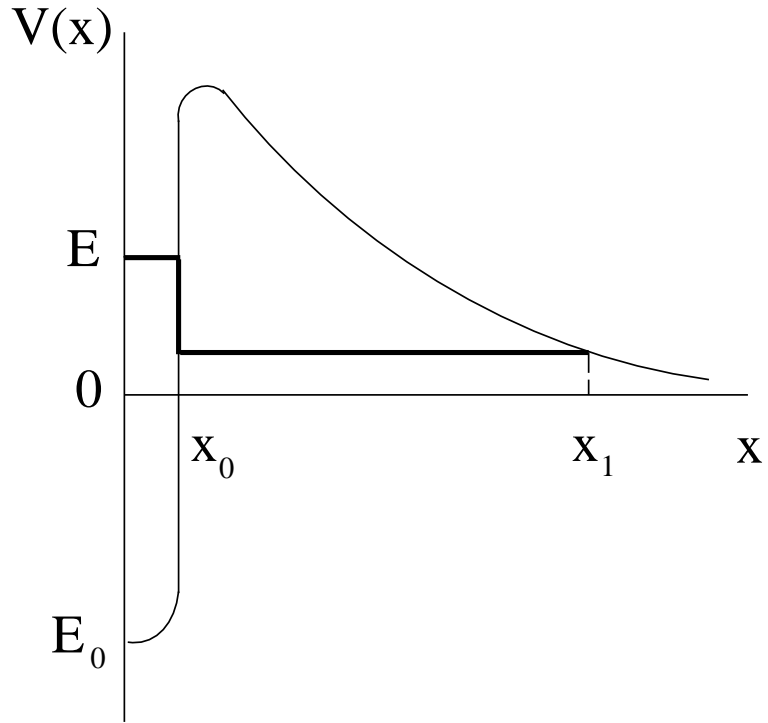


FIG. 9. The potential energy of the alpha-particle and the nucleus. Due to the Euclidean resonance, the energy of the exit alpha-particle (the lower horizontal path) is $E + \delta E = E/3$.

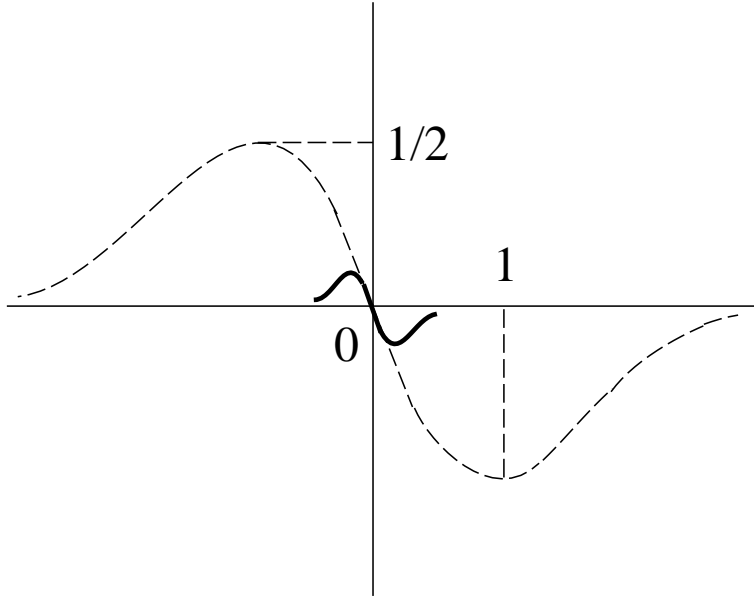


FIG. 10. The signal (52) is drawn by the solid curve at $\Omega^2\theta^2 = 15$. The vertical and the horizontal axes correspond to $\mathcal{E}(t)/\mathcal{E}$ and t/θ . The dashed curve shows the signal $\mathcal{E}(t)/\mathcal{E} = -(t/\theta) [1 + (t/\theta)^2]^{-2}$.