

Controlled creation of maximally entangled states using a SQUID ring coupled to an electromagnetic field

M.J. Everitt,^{*} T.D. Clark,[†] P.B. Stiffell, H. Prance, and R.J. Prance

Quantum Circuits Group, School of Engineering, University of Sussex, Falmer, Brighton, BN1 9QT, U.K.

J.F. Ralph

Department of Electrical and Electronic Engineering, Liverpool University, Brownlow Hill, Liverpool L69 3GJ, U.K.

We present solutions of the time dependent Schrödinger equation for a SQUID ring coupled to an electromagnetic field, both treated quantum mechanically. We show that the SQUID ring can be used to create a maximally entangled state with the em field that without dissipation remains constant in time. Using methods familiar in quantum optics, we extend the model to include the effects of coupling this system to a dissipative environment. With this model we show that although such an environment makes a noticeable difference to the time evolution of the system, it need not destroy the entanglement of this coupled system over time scales required for quantum technologies.

PACS numbers: 03.76.-a, 03.65.Ud, 85.25.Dq, 03.65.Yz

Experiments to probe the quantum properties of superconducting Josephson weak link (SQUID) circuits [1, 2, 3, 4, 5] (in this work a superconducting ring enclosing a single weak link) have highlighted the possible use of such devices in emerging quantum technologies such as quantum computation, communication and information processing [6, 7, 8]. In an earlier paper, motivated in part by experiment we solved the time dependent Schrödinger equation (TDSE) for an isolated SQUID ring modulated by a classical, monochromatic, microwave field [9]. Recent studies [10, 11] of a fully quantum mechanical model of electromagnetic (em) fields coupled to SQUID rings have, from a theoretical standpoint, furthered our understanding of the manner in which such circuit may be utilised.

An essential feature revealed by these studies is that a quantum mechanical SQUID ring is highly non-perturbative in nature, a property that can be used to affect very strongly the non-linear dynamical behaviour of SQUID ring based quantum circuit systems. Furthermore, these effects can be controlled through the external (bias) magnetic flux Φ_x applied to the ring. Even so, although several interesting new results came from the investigation of coupled ring-em field systems, in each case we chose, for ease of computation, a SQUID ring Hamiltonian description which was time independent. However, there are many circumstances where time dependence needs to be introduced into this description. In the work described here this arises because we wish to entangle a SQUID ring with an em field mode. As we will show, this can be achieved by applying a time dependent magnetic flux to the SQUID ring which changes slowly enough to maintain the ring-field system in its current state but fast enough to ensure strong entanglement. In this paper we solve the TDSE or, more gener-

ally, the master equation where dissipation involved, for tensor products of SQUID ring-em field systems with a particular time dependent potential. We show that we can use the flux dependent, non-perturbative nature of the SQUID ring to great utility in controlling its level of entanglement with an em field. As we shall also demonstrate, the level of this entanglement can decay with time or remain constant depending on whether or not dissipation (decoherence) is present.

In dealing with a SQUID ring coupled to an em field as quantum mechanical objects we represent the field as an equivalent circuit, a parallel, inductor-capacitor (LC), oscillator [10]. We also assume that the coupling between the SQUID ring and the em field is inductive [12]. The schematic for this coupled circuit system is shown inset in 1.

With reference to the inset in figure 1, we can write down a Hamiltonian for the coupled two mode (SQUID ring + em field oscillator mode) system of the form

$$H = H_e + H_s - H_{es} \quad (1)$$

where H_e and H_s are, respectively, the Hamiltonians for the em field and the SQUID ring and the interaction energy between them (for our purposes purely inductive) is H_{es} . For these we adopt the convention that operators with the subscripts s or e represent, respectively, those quantities associated with the SQUID ring or the em field. We also note that we use the first four energy eigenstates of each Hamiltonian to represent the individual circuit component of the system. This number was found to be sufficient to compute accurately the results presented in this paper.

The Hamiltonians for these quantum circuits can be expressed in terms of the conjugate variables of magnetic flux Φ (coordinate) and electric displacement

flux Q ($\rightarrow -i\hbar\partial/\partial\Phi$) and the appropriate circuit parameters. Thus, for a SQUID ring (inductance Λ_s , weak link capacitance C_s) Φ is the total magnetic flux threading the ring and Q is the total electric displacement flux (displacement charge) between the electrodes of the weak link; for the field oscillator these flux and charge variables relate, respectively, to the magnetic and electric displacement fluxes threading the equivalent inductor (inductance Λ_e) and capacitor (capacitance C_e). In each case these operators satisfy the usual canonical commutation relation $[\Phi, Q] = i\hbar$. We assume that both the SQUID ring and em field oscillators (frequencies $\omega_s/2\pi$ ($= 1/2\pi\sqrt{\Lambda_s C_s}$) and $\omega_e/2\pi$ ($= 1/2\pi\sqrt{\Lambda_e C_e}$), respectively) operate in the quantum regime, i.e. such that $\hbar\omega_s, \hbar\omega_e \gg k_B T$ for temperature T .

Given a SQUID ring inductance of Λ_s and a weak link capacitance of C_s , the SQUID ring Hamiltonian is, as usual, translated in external bias flux [9] and takes the time dependent form

$$H_s = \frac{Q_s^2}{2C_s} + \frac{\Phi_s^2}{2\Lambda_s} - \hbar\nu \cos \left[\frac{2\pi}{\Phi_0} (\Phi_s + \Phi_x(t)) \right] - Q_s \frac{\partial}{\partial t} \Phi_x(t). \quad (2)$$

where $\hbar\nu/2 = 0.0215 \Phi_0^2/\Lambda_s$ is the Josephson phase coherent coupling energy, Φ_0 ($= h/2e$) is the superconducting flux quantum and we note that the last term, $Q_s \frac{\partial}{\partial t} \Phi_x(t)$ in (2) arises from our translating the Hamiltonian by $\Phi_x(t)$ (see [9] for more details). For this quantum regime we set $C_s = 1 \times 10^{-16}$ F and $\Lambda_s = 3 \times 10^{-10}$ H, parameter values which are appropriate for a mesoscopic SQUID ring operating at a few K [10].

The Hamiltonian for the em field mode, which is somewhat simpler but equivalent to that for a simple harmonic oscillator, can be written as

$$H_e = \frac{Q_e^2}{2C_e} + \frac{\Phi_e^2}{2\Lambda_e} \quad (3)$$

while the energy associated with the inductive coupling between the ring and the em field mode is given by

$$H_{es} = \frac{\mu_{es}}{\Lambda_s} \Phi_s \Phi_e \quad (4)$$

where $\mu_{es} = 0.01$ is the ring-field magnetic flux linkage factor. For simplicity, and to facilitate the computations, we set $C_e = C_s$ and $\Lambda_e = \Lambda_s$ throughout this work.

Using (1), we showed in our previous work [10] that energy could be exchanged between the quantum modes of a SQUID ring-em field system around particular values of the static flux applied to the ring. For the SQUID ring ($i = s$) and the em field ($i = e$) the time averaged energy expectation values are found from

$$\langle\langle H_i \rangle\rangle = \lim_{\tau \rightarrow \infty} \frac{1}{\tau} \int_0^\tau \langle \psi(t) | H_i | \psi(t) \rangle dt$$

Examples of exchange (or transition) regions in these time averaged energies are shown in figure 1 around the

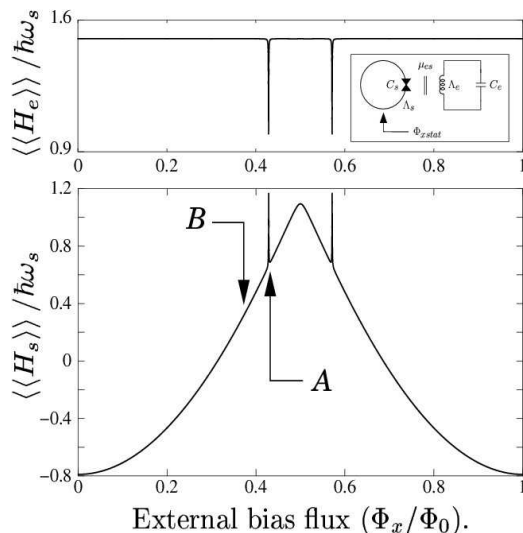


FIG. 1: Time averaged energy expectation values for the initial state $|1_e 0_s\rangle$ for (a) the em field and (b) the SQUID ring as functions of Φ_x .

arrowed point A (i.e. where the energy difference between two of the ring energies is very close to $n\hbar\omega_e$, n integer). As in the rest of the paper, the initial state was taken to be $|\psi(0)\rangle = |1_e 0_s\rangle$, i.e. with the em field mode in its first excited Fock state and the SQUID ring in its ground energy state. In computing these averaged energies we clearly could not integrate for the system over an infinite time; instead we calculated the time averaged expectation values for a time τ such that $\langle\langle H_i \rangle\rangle$ did not change noticeably if τ was further increased.

The actual value of Φ_x around which exchange regions develop depends on circuit (ring and field oscillator) parameters and the initial condition of the system. For example, for the particular case presented in figure 1 the point A, at $\Phi_x = 0.42864 \Phi_0$ (together with its twin at $\Phi_x = 0.57136 \Phi_0$, as shown), is where significant energy is exchanged between the SQUID ring and the em field.

The energy exchange, which reaches a maximum at the centre of the exchange region, follows the strength of the coupling between the SQUID ring and the em field mode. Other subtle properties of this two component quantum circuit system also follow this changing coupling strength, in particular the quantum entanglement between the ring and the field mode. Entanglement plays a central role in considerations of quantum technologies [6, 7, 8] where it is often of the first importance that strong entanglement is maintained as the quantum system evolves with time. With this in mind, and as the central result in this paper, we set about trying to create a state of maximal entanglement that remains constant with time. In our chosen system this takes the form

$$|\psi(t)\rangle = \frac{1}{\sqrt{2}} (e^{i\varphi_1} |1_e 0_s\rangle + e^{i\varphi_2} |0_e 1_s\rangle) \quad (5)$$

To implement this we now make the external flux time de-

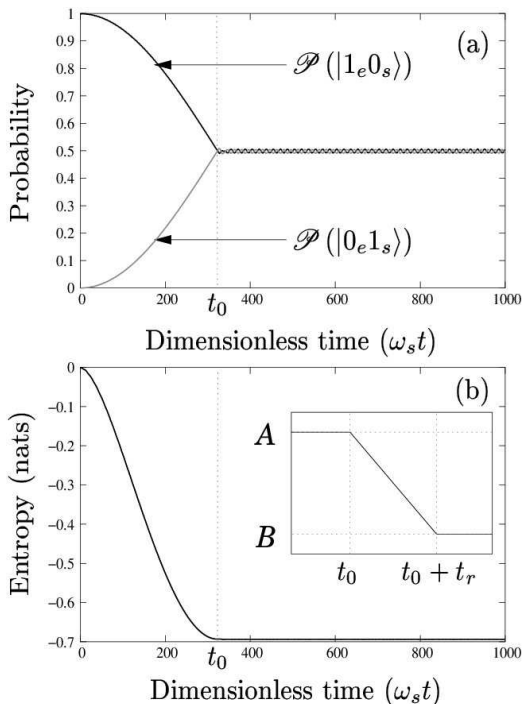


FIG. 2: (a) Probability of the system being in state $|1_e 0_s\rangle$ or $|0_e 1_s\rangle$, i.e. $\mathcal{P}(|1_e 0_s\rangle)$ or $\mathcal{P}(|0_e 1_s\rangle)$ (b) system entanglement entropies I_s and I_e (here equal) evolving at point A for initial condition $|1_e 0_s\rangle$.

pendent with a functional form (see inset in figure 2 (b)) given by

$$\Phi_x(t) = \begin{cases} A & t \leq t_0 \\ \frac{(B-A)}{t_r}(t - t_0) & t_0 < t \leq t_0 + t_r \\ B & t > t_0 + t_r \end{cases} \quad (6)$$

where $t_0 = 326\omega_s^{-1}$ and the ramp time is $t_r = 16.6\omega_s^{-1}$. Following this change in bias flux, the operating point has moved from A to B ($\Phi_x = 0.38\Phi_0$) in figure 1, well outside the exchange region. The cut off time t_0 is the time at which the probability of the system being in state $|1_e 0_s\rangle$ is equal to the probability of it being in state $|0_e 1_s\rangle$. For our two component system we found these probabilities by solving the TDSE with the ring and field mode parameters given above. As there is no exchange of energy between the ring and the field mode at point B , it seemed reasonable to assume that at this flux bias the system would maintain equal probability of being in each of the states $|1_e 0_s\rangle$ and $|0_e 1_s\rangle$ at times after t_0 . The results of our calculations of these probabilities are presented in figure 2(a), plotted against dimensionless time $\omega_e t$. We see from these computed solutions that our assumption is essentially correct, at least for the particular system example being studied.

Given this prediction of the behaviour of the circuit system, it is important to establish a measure of the level of entanglement between its two components. In this work we adopt the entropic measure of entanglement first

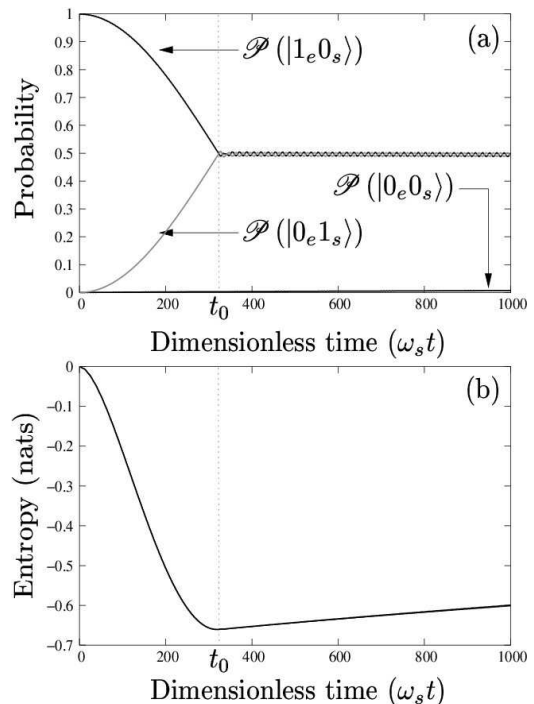


FIG. 3: For comparison with figure 2 (a) probabilities of being in the state $|1_e 0_s\rangle$ or $|0_e 1_s\rangle$ and (b) entanglement entropies I_s and I_e for the system evolving in a dissipative environment at point A with the initial condition $|1_e 0_s\rangle$.

introduced by Adami and Cerf [13], i.e.

$$I_i = S(\rho) - S(\rho_i)$$

where $S(\rho) = -Tr(\rho \ln \rho)$ and ρ is the density operator. If I_i is negative this implies that the i^{th} component of the system is entangled with the rest of the system, an inequality that holds even in the presence of dissipation. This computed quantity for our system is shown in figure 2 (b) as a function of $\omega_e t$. As we might suspect, t_0 is also the time when the entanglement between the em field and the SQUID ring reaches a maximum. From the figure we see that after approximately a time t_0 both the ring and field mode probabilities have reached values of 0.5 (figure 2(a)) which then remain constant with time. Similarly, in 2(b) beyond t_0 the entanglement is strong (at 0.7) and also constant with time.

In the above discussion we have seen from solutions of the TDSE that we can use a time dependent flux (6), applied to the SQUID ring, to make a maximally entangled state of the form (5). Nevertheless, for this entanglement to be of use technologically it must be maintained over some reasonable period of time in the presence of dissipation. In order to estimate the effects of dissipation we adopt the open systems approach usually used in the field of quantum optics. In this approach the evolution of the system is found by solving a master equation for the density operator. The master equation for a system

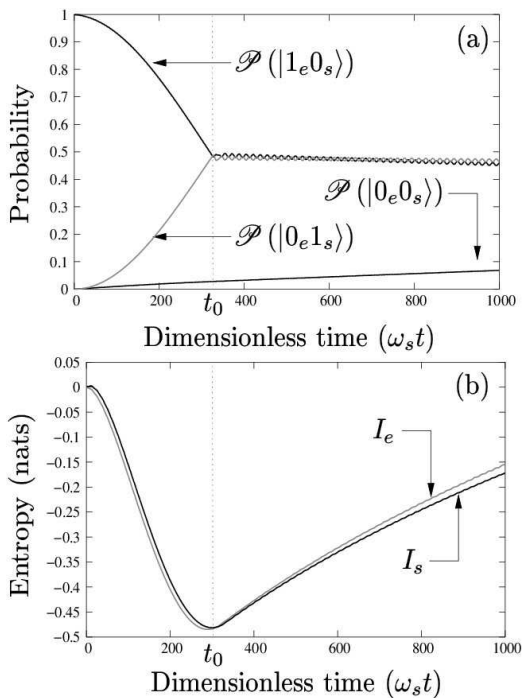


FIG. 4: For comparison with figure 2 (a) probabilities of being in state $|1_e 0_s\rangle$ or $|0_e 1_s\rangle$ and (b) entanglement entropies I_s and I_e in a strongly dissipative environment at point A with initial condition $|1_e 0_s\rangle$.

subject to thermal dissipation is given by

$$\begin{aligned} \frac{\partial}{\partial t} \rho = & [H, \rho] + \sum_{i=e,s} \frac{\gamma_i}{2\hbar} (M_i + 1) \left(2a_i \rho a_i^\dagger - a_i^\dagger a_i \rho - \rho a_i^\dagger a_i \right) \\ & + \frac{\gamma_i}{2\hbar} M_i \left(2a_i^\dagger \rho a_i - a_i a_i^\dagger \rho - \rho a_i a_i^\dagger \right) \end{aligned}$$

where γ_i is the damping rate of each system to the thermal bath and the mean photon number $M_i = 2.746 \times 10^{-5}$ in each component is related to the temperature $T_{b_i} = 4.2\text{K}$ and frequency $\omega_{b_i} = \omega_s$ of each decohering bath via $M_i = [\exp(\hbar\omega_{b_i}/k_B T) - 1]^{-1}$.

The effect of dissipation on the probabilities and entanglement entropies of our chosen system are shown in figures 3 and 4 for the cases of weakly and strongly dissipative environments, respectively. Thus, in figure 3 at a γ value of $1 \times 10^{-5} \omega_s$, the effect on the probabilities is negligible over a few t_0 while the entanglement can be seen to weaken only gradually over the same time period. For this degree of decoherence the corresponding decoherence time is of the order of 20ns, which is in line with recent experimental results on superconducting weak link circuits [14] (albeit at much larger weak link capacitances ($\approx 10^{-12}\text{F}$) and lower temperatures ($\approx 25\text{mK}$)). This suggests that at this level of dissipation the coherence of the coupled system could be used effectively for quantum coherent circuit operations. It is also apparent from the second example of the effect of a dissipative environment that substantially greater values of γ ($= 1 \times 10^{-4} \omega_s$) i.e.

stronger dissipation, still do not entirely suppress entanglement over this same time scale of a few t_0 . As can be seen, at this higher level of dissipation our system starts to become mixed after a sufficient evolution in time. Concomitantly, a time independent, maximally entangled, state is not maintained. Clearly, this result suggests a practical limit to the level of dissipation (decoherence) that can be tolerated if quantum coherent operations are to be performed successfully. With this in mind, we note that these results do not necessarily imply that dissipative effects will be significant, although when designing real circuits environmental effects must be accounted for in its design.

In this paper we have shown that, via a time dependent external bias flux, a SQUID ring can be used to control the quantum state of a coupled em field mode-SQUID ring system, including the degree of entanglement between these two circuit components. As a corollary of this, we showed that the level of this entanglement could be set and maintained, with only a slow degradation in time, when the system was coupled to a weakly dissipative external environment. With the current interest in using superconducting weak link circuits for quantum technologies, this work provides some guide to the time scales over which it may be possible to perform quantum coherent operations in the presence of decohering environments.

We would like to thank Dr. T.P. Spiller for interesting discussions on entanglement in quantum circuits.

* Electronic address: m.j.everitt@sussex.ac.uk

† Electronic address: t.d.clark@sussex.ac.uk

- [1] J. R. Friedman, V. Patel, W. Chen, S. K. Tolpygo, and J. E. Lukens, *Nature* **406**, 43 (2000).
- [2] C. H. van der Wal, A. C. J. ter Haar, F. K. Wilhelm, R. N. Schouten, C. J. P. M. Harmans, T. P. Orlando, S. Lloyd, and J. E. Mooij, *Science* **290**, 773 (2000).
- [3] R. Rouse, S. Y. Han, and J. E. Lukens, *Phys. Rev. Lett.* **75**, 1614 (1995).
- [4] P. Silvestrini, B. B. Ruggiero, C. Granata, and E. Esposito, *Phys. Lett. A* **267**, 45 (2000).
- [5] Y. Nakamura, Y. A. Pashkin, and J. S. Tsai, *Nature* **398**, 786 (1999).
- [6] T. P. Orlando, J. E. Mooij, L. Tian, C. H. van der Wal, L. S. Levitov, S. Lloyd, and J. J. Mazo, *Phys. Rev. B-Condens Matter* **60**, 15398 (1999).
- [7] Y. Makhlin, G. Schon, and A. Shnirman, *Nature* **398**, 305 (1999).
- [8] D. V. Averin, Y. V. Nazarov, and A. A. Odintsov, *Physica B* **165**, 945 (1990).
- [9] T. D. Clark, J. Diggins, J. F. Ralph, M. Everitt, R. J. Prance, H. Prance, R. Whiteman, A. Widom, and Y. N. Srivastava, *Annals Phys.* **268**, 1 (1998).
- [10] M. Everitt, T. T. D. Clark, P. Stiffell, H. Prance,

- R. Prance, A. Vourdas, and J. Ralph, to be published in Phys Rev B **64** (2001).
- [11] W. A. Al-Saidi and D. Stroud, Phys. Rev. B **65**01, art. no. (2002).
- [12] K. K. Likharev, *Dynamics of Josephson Junctions and Circuits* (Gordon and Breach, 1986).
- [13] N. J. Cerf and C. Adami, Physica D **120**, 62 (1998).
- [14] J. M. Martinis, S. Nam, J. Aumentado, and C. Urbina, Phys. Rev. Lett. **89**, 117901 (2002).