

# Mesoscopic Fluctuations of the Loschmidt Echo

Cyril Petitjean and Philippe Jacquod

*Département de Physique Théorique, Université de Genève, CH-1211 Genève 4, Switzerland*

(Dated: October 13 2004)

We investigate the time-dependent variance of the fidelity with which an initial narrow wavepacket is reconstructed after its dynamics is time-reversed with a perturbed Hamiltonian. In the semiclassical regime of perturbation, we show that the variance first rises algebraically up to a critical time  $t_c$ , after which it decays. To leading order in the effective Planck's constant  $\hbar_{\text{eff}}$ , this decay is given by the sum of a classical term  $\simeq \exp[-2\lambda t]$ , a quantum term  $\simeq 2\hbar_{\text{eff}} \exp[-\Gamma t]$  and a mixed term  $\simeq 2\exp[-(\Gamma + \lambda)t]$ . Compared to the behavior of the average fidelity, this allows for the extraction of the classical Lyapunov exponent  $\lambda$  in a larger parameter range. Our results are confirmed by numerical simulations.

PACS numbers: 74.40.+k, 05.45.Mt, 03.65.Yz

Fluctuations of a physical quantity often contain more information than its average. For example, quantum signatures of classical chaos are absent of the average density of states, but strongly affect spectral fluctuations [1]. In the search for such signatures, another approach has been to investigate the sensitivity to an external perturbation that is exhibited by the quantum dynamics [2]. Going back to Ref. [3], the central quantity in this approach is the Loschmidt Echo [4], the fidelity

$$M(t) = |\langle \psi_0 | \exp[iHt] \exp[-iH_0t] | \psi_0 \rangle|^2 \quad (1)$$

with which an initial quantum state  $\psi_0$  is reconstructed after the dynamics is time-reversed using a perturbed Hamiltonian,  $H = H_0 + \epsilon V$  (we set  $\hbar \equiv 1$ ). This approach proved very fruitful, however, most investigations of  $M(t)$  (which we will briefly summarize below) considered the properties of the *average* fidelity  $\overline{M(t)}$ , either over different  $\psi_0$ , or different elements of an ensemble of unperturbed Hamiltonians  $H_0$  (having for instance the same classical Lyapunov exponent  $\lambda$ ) and/or perturbation  $V$ . Curiously enough, the variance  $\sigma^2(M)$  of the fidelity has been largely neglected so far. The purpose of this article is to fill this gap. We will see that the variance  $\sigma^2(M)$  has a much richer behavior than  $\overline{M(t)}$ , allowing for the extraction of  $\lambda$  in a larger parameter range, and exhibiting a nonmonotonous behavior with a non-self-averaging maximal value  $\sigma(t_c)/\overline{M(t_c)} \simeq 1$ .

We first summarize what is known about the average fidelity  $\overline{M(t)}$  in quantum chaotic systems. Three regimes of perturbation strength are differentiated by three energy scales [5]: the energy bandwidth  $B$  of  $H_0$ , the golden rule spreading  $\Gamma = 2\pi\epsilon^2 |\langle \phi_\alpha^{(0)} | V | \phi_\beta^{(0)} \rangle|^2 / \Delta$  of an eigenstate  $\phi_\alpha^{(0)}$  of  $H_0$  over the eigenbasis  $\{\phi_\alpha\}$  of  $H$ , and the level spacing  $\Delta = B\hbar_{\text{eff}}$  ( $\hbar_{\text{eff}} = \nu^d/\Omega$  is the effective Planck's constant, given by the ratio of the wavelength volume to the system's volume). These three regimes are (i) the weak perturbation regime  $\Gamma < \Delta$ , with a typical Gaussian decay  $\overline{M(t)} \simeq \exp(-\overline{\Sigma^2}t^2)$ ,  $\Sigma^2 \equiv \epsilon^2(\langle \psi_0 | V^2 | \psi_0 \rangle - \langle \psi_0 | V | \psi_0 \rangle^2)$ ,  $\overline{\Sigma^2} \simeq \Gamma\Delta\hbar_{\text{eff}}^{-1}$  [3, 6] (corrections to this Gaussian decay have been discussed in Ref. [7]), (ii) the semiclassical golden rule regime

$\Delta < \Gamma < B$ , where the decay is exponential with a rate set by the smallest of  $\Gamma$  and  $\lambda$ ,  $\overline{M(t)} \simeq \exp[-\min(\Gamma, \lambda)t]$  [4, 5, 8], and (iii) the strong perturbation regime  $\Gamma > B$  with another Gaussian decay  $\overline{M(t)} \simeq \exp(-B^2t^2)$  [5]. This classification is based on the scheme of Ref. [5] which relates the behavior of  $\overline{M(t)}$  to the local spectral density of eigenstates of  $H_0$  over the eigenbasis of  $H$  [5, 9]. Accordingly, regime (ii) corresponds to the range of validity of Fermi's golden rule, where the local spectral density has a Lorentzian shape [5, 9, 10]. Quantum disordered systems with diffractive impurities, on the other hand, have been predicted to exhibit golden rule decay  $\propto \exp[-\Gamma t]$  and Lyapunov decay  $\propto \exp[-\lambda t]$  in different time intervals for a single set of parameters [12]. It is also worth mentioning that regular systems exhibit a very different behavior, where in the semiclassical regime (ii),  $\overline{M(t)}$  decays as a power-law [13] (see also Ref. [14]). Finally, while in chaotic systems the averaging procedure has been found to be ergodic, i.e. considering different states  $\psi_0$  is equivalent to considering different realizations of  $H_0$  or  $V$ , the Lyapunov decay exists only for specific choices where  $\psi_0$  has a well defined classical meaning, like a coherent or a position state [4, 11, 15, 16].

Investigations beyond this qualitative picture have focused on crossover regions between the regimes (i) and (ii) [7] and deviations from the behavior (ii)  $\simeq \exp[-\min(\Gamma, \lambda)t]$  due to action correlations in weakly chaotic systems [17]. Ref. [18] provides the only analytical investigation of fluctuations of  $M(t)$  to date. It shows that, for classically large perturbations,  $\Gamma \gg B$ ,  $\overline{M(t)}$  is dominated by very few exceptional events, so that a typical  $\psi_0$ 's fidelity is better described by  $\exp[\ln(\overline{M})]$ , and that  $M(t)$  does not fluctuate after the Ehrenfest time  $t_E = \lambda^{-1} |\ln[\hbar_{\text{eff}}]|$ . We will see that these conclusions do not apply to the regime (ii) of present interest. While some numerical data for the distribution of  $M(t)$  in the weak perturbation regime (i) were presented in Ref. [19], we focus here on chaotic systems and investigate the behavior of  $\sigma^2(M)$  in the semiclassical regime (ii).

We first follow a semiclassical approach along the lines of Ref. [4]. We consider an initial Gaussian wavepacket  $\psi_0(\mathbf{r}'_0) = (\pi\nu^2)^{-d/4} \exp[i\mathbf{p}_0 \cdot (\mathbf{r}'_0 - \mathbf{r}_0) - |\mathbf{r}'_0 - \mathbf{r}_0|^2/2\nu^2]$ ,

and approximate its time-evolution by

$$\langle \mathbf{r} | \exp(-iH_0 t) | \psi_0 \rangle = \int d\mathbf{r}'_0 \sum_s K_s^{H_0}(\mathbf{r}, \mathbf{r}'_0; t) \psi_0(\mathbf{r}'_0),$$

$$K_s^{H_0}(\mathbf{r}, \mathbf{r}'_0; t) = \frac{C_s^{1/2}}{(2\pi i)^{d/2}} \exp[iS_s^{H_0}(\mathbf{r}, \mathbf{r}'_0; t) - i\pi\mu_s/2].$$

The semiclassical propagator is expressed as a sum over classical trajectories (labelled  $s$ ) connecting  $\mathbf{r}$  and  $\mathbf{r}'_0$  in the time  $t$ . For each  $s$ , the partial propagator contains the action integral  $S_s^H(\mathbf{r}, \mathbf{r}'_0; t)$  along  $s$ , a Maslov index  $\mu_s$ , and the determinant  $C_s$  of the stability matrix [21]. We recall that this approach allows to calculate the time evolution of smooth, localized wavepackets up to algebraically long times  $\propto \mathcal{O}(\hbar_{\text{eff}}^{-a}) \gg t_E$  (with  $a > 0$ ) [22].

The fidelity then reads,

$$M(t) = \left| \int d\mathbf{r}_1 \int d\mathbf{r}'_0 \int d\mathbf{r}''_0 \psi_0(\mathbf{r}'_0) \psi_0^*(\mathbf{r}''_0) \right. \\ \left. \times \sum_{s_1, s_2} K_{s_1}^{H_0}(\mathbf{r}_1, \mathbf{r}'_0; t) [K_{s_2}^H(\mathbf{r}_1, \mathbf{r}''_0; t)]^* \right|^2 \quad (3)$$

We want to calculate  $M^2(t)$ . Squaring Eq. (3), we see that  $M^2(t)$  is given by eight sums over classical paths and twelve spatial integrations. Noting that  $\psi_0$  is a narrow Gaussian wavepacket, we first linearize all eight action integrals around  $\mathbf{r}_0$ ,

$$S_s(\mathbf{r}, \mathbf{r}'_0; t) \simeq S_s(\mathbf{r}, \mathbf{r}_0; t) - (\mathbf{r}'_0 - \mathbf{r}_0) \cdot \mathbf{p}_s. \quad (4)$$

We can then perform the Gaussian integrations over the eight initial positions  $\mathbf{r}'_0$ ,  $\mathbf{r}''_0$  and so forth. In this way  $M^2(t)$  is expressed as a sum over eight trajectories connecting  $\mathbf{r}_0$  to four independent final points  $\mathbf{r}_j$  over which one integrates,

$$M^2(t) = \int \prod_{j=1}^4 d\mathbf{r}_j \sum_{s_i; i=1}^8 \exp[i(\Phi^{H_0} - \Phi^H - \pi\mathcal{M}/2)] \\ \times \left( \prod_i C_{s_i}^{1/2} \left( \frac{\nu^2}{\pi} \right)^{d/4} \exp(-\nu^2 \delta \mathbf{p}_{s_i}^2 / 2) \right), \quad (5)$$

where we introduced  $\mathcal{M} = \sum_{i=0}^3 (-1)^i (\mu_{s_{2i+1}} - \mu_{s_{2i+2}})$  and  $\delta \mathbf{p}_{s_i} = \mathbf{p}_{s_i} - \mathbf{p}_0$ .

The expression of Eq. (5) is schematically described in Fig. 1. Classical trajectories are represented by a full line if they correspond to  $H_0$  and a dashed line for  $H$ , with an arrow indicating the direction of propagation. In the semiclassical limit  $S_s \gg 1$  (we recall that actions are expressed in units of  $\hbar$ ), Eq. (5) is dominated by terms which satisfy a stationary phase condition, i.e. where the variation of the difference of the two action phases

$$\Phi^{H_0} = S_{s_1}^{H_0}(\mathbf{r}_1, \mathbf{r}_0; t) - S_{s_3}^{H_0}(\mathbf{r}_0, \mathbf{r}_2; t) \\ + S_{s_5}^{H_0}(\mathbf{r}_4, \mathbf{r}_0; t) - S_{s_7}^{H_0}(\mathbf{r}_0, \mathbf{r}_3; t), \quad (6a)$$

$$\Phi^H = S_{s_2}^H(\mathbf{r}_0, \mathbf{r}_1; t) - S_{s_4}^H(\mathbf{r}_2, \mathbf{r}_0; t) \\ + S_{s_6}^H(\mathbf{r}_0, \mathbf{r}_4; t) - S_{s_8}^H(\mathbf{r}_3, \mathbf{r}_0; t), \quad (6b)$$

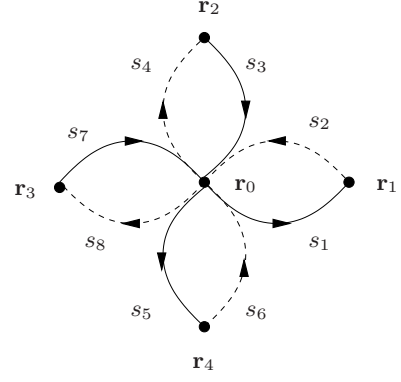


Figure 1: Diagrammatic representation of the squared fidelity  $M^2(t)$ .

has to be minimized. These stationary phase terms are easily identified from the diagrammatic representation as those where two classical trajectories  $s$  and  $s'$  of opposite direction of propagation are *contracted*, i.e.  $s = s'$ , up to a quantum resolution given by the wavelength  $\nu$  [23]. This is represented in Fig. 2 by bringing two lines together in parallel. Contracting either two dashed or two full lines allows for an almost exact cancellation of the actions, hence an almost perturbation-independent contribution, up to a contribution arising from the finite resolution  $\nu$  with which the two paths overlap. However when a full line is contracted with a dashed line, the resulting contribution still depends on the action  $\delta S_s = -\epsilon \int_s V(\mathbf{q}(t), t)$  accumulated by the perturbation along the classical path  $s$ , spatially parametrized as  $\mathbf{q}(t)$ . Since we are interested in the variance  $\sigma^2(M) = \overline{M^2} - \overline{M}^2$  (this is indicated by brackets in Fig. 2) we must subtract the terms contained in  $\overline{M^2}$  corresponding to independent contractions in each of the two subsets  $(s_1, s_2, s_3, s_4)$  and  $(s_5, s_6, s_7, s_8)$ . Consequently, all contributions to  $\sigma^2(M)$  require pairing of spatial coordinates,  $|\mathbf{r}_i - \mathbf{r}_j| \leq \nu$ , for at least one pair of indices  $i, j = 1, 2, 3, 4$ .

With these considerations, the four dominant contributions to  $\sigma^2(M)$  are depicted on the right-hand side of Fig. 2. The first one corresponds to  $s_1 = s_2 \simeq s_7 = s_8$  and  $s_3 = s_4 \simeq s_5 = s_6$ , which requires  $\mathbf{r}_1 \simeq \mathbf{r}_3$ ,  $\mathbf{r}_2 \simeq \mathbf{r}_4$ . This gives a contribution

$$\sigma_1^2 = \left( \frac{\nu^2}{\pi} \right)^{2d} \left\langle \int d\mathbf{r}_1 d\mathbf{r}_3 \sum C_{s_1}^2 \right. \\ \left. \times \exp[-2\nu^2 \delta \mathbf{p}_{s_1}^2 + i\delta \Phi_{s_1}] \Theta(\nu - |\mathbf{r}_1 - \mathbf{r}_3|) \right\rangle^2, \quad (7)$$

where  $\delta \Phi_{s_1} = \epsilon \int_0^t dt' \nabla V[\mathbf{q}(t')] [\mathbf{q}_{s_1}(t') - \mathbf{q}_{s_7}(t')]$  arises from the linearization of  $V$  on  $s = s_{1,2} \simeq s' = s_{7,8}$  [4, 11], and  $\mathbf{q}_{s_1}(t)$  lies on  $s_1$  with  $\mathbf{q}(0) = \mathbf{r}_0$  and  $\mathbf{q}(t) = \mathbf{r}_1$ . In Eq. (7) the integrations are restricted by  $|\mathbf{r}_1 - \mathbf{r}_3| \leq \nu$  because of the finite resolution with which two paths can be equated (this is also enforced by the presence

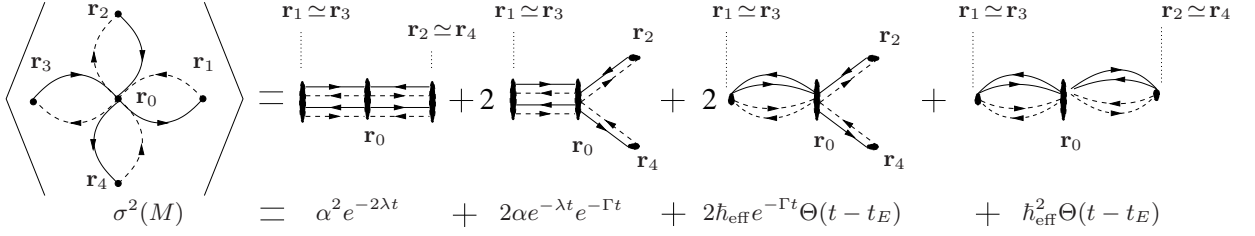


Figure 2: Diagrammatic representation of the averaged fidelity variance  $\sigma^2(M)$  and the three time-dependent contributions that dominate semiclassically, together with the contribution giving the long-time saturation of  $\sigma^2(M)$ .

of  $\delta\Phi_s$  as we will see momentarily). For long enough times,  $t \gg t^*$ , the phases  $\delta\Phi_s$  fluctuate randomly and exhibit no correlation between different trajectories [20]. One thus applies the Central Limit Theorem (CLT)  $\langle \exp[i\delta\Phi_s] \rangle = \exp[-\langle \delta\Phi_s^2 \rangle / 2] \simeq \exp[-\epsilon^2 \int dt \langle \nabla V(0) \cdot \nabla V(t) | \mathbf{r}_1 - \mathbf{r}_3 |^2 / 2\lambda]$ . After performing a change of integration variable  $\int d\mathbf{r} \sum_s C_s = \int d\mathbf{p}$  and using the asymptotic expression  $C_s \simeq (m/t)^d \exp[-\lambda t]$  [21], one gets

$$\sigma_1^2 = \alpha^2 \exp[-2\lambda t], \quad (8a)$$

$$\alpha = \left( \frac{\lambda \nu^2 m^2}{\epsilon^2 t^2 \int d\tau \langle \nabla V(0) \cdot \nabla V(\tau) \rangle} \right)^{d/2}. \quad (8b)$$

The second dominant term is obtained from  $s_1 = s_2 \simeq s_7 = s_8$ ,  $s_3 = s_4$  and  $s_5 = s_6$ , with  $\mathbf{r}_1 \simeq \mathbf{r}_3$ , or equivalently  $s_1 = s_2$ ,  $s_7 = s_8$  and  $s_3 = s_4 \simeq s_5 = s_6$  with  $\mathbf{r}_2 \simeq \mathbf{r}_4$ . Therefore this term comes with a multiplicity of two, and one obtains

$$\begin{aligned} \sigma_2^2 &= 2 \left( \frac{\nu^2}{\pi} \right)^{2d} \left\langle \int d\mathbf{r}_1 d\mathbf{r}_3 \sum C_{s_1}^2 \right. \\ &\quad \times \exp[-2\nu^2 \delta \mathbf{p}_{s_1}^2 + i\delta\Phi_{s_1}] \Theta(\nu - |\mathbf{r}_1 - \mathbf{r}_3|) \left. \right\rangle \\ &\quad \times \left\langle \int d\mathbf{r}_2 \sum C_{s_3} \exp[-\nu^2 \delta \mathbf{p}_{s_3}^2 + i\delta S_{s_3}] \right\rangle^2, \quad (9) \end{aligned}$$

again with the restriction  $|\mathbf{r}_1 - \mathbf{r}_3| \leq \nu$ . To calculate the first bracket on the right-hand side of Eq. (9), we first average the complex exponential, assuming again that enough time has elapsed so that actions are randomized. The CLT gives  $\langle \exp[i\delta S_{s_3}] \rangle = \exp(-\frac{1}{2} \langle \delta S_{s_3}^2 \rangle)$  with

$$\langle \delta S_{s_3}^2 \rangle = \epsilon^2 \int_0^t dt \int_0^t dt' \langle V[\mathbf{q}(t)] V[\mathbf{q}(t')] \rangle. \quad (10)$$

Here  $\mathbf{q}(\tilde{t})$  lies on  $s_3$  with  $\mathbf{q}(0) = \mathbf{r}_0$  and  $\mathbf{q}(t) = \mathbf{r}_2$ . In hyperbolic systems, correlators typically decay exponentially fast,

$$\langle V[\mathbf{q}(\tilde{t})] V[\mathbf{q}(\tilde{t}')] \rangle \propto \exp[-\eta |t - t'|], \quad (11)$$

with an upper bound on  $\eta$  set by the smallest positive Lyapunov exponent [24]. One thus obtains  $\langle \delta S_{s_3}^2 \rangle = \Gamma t$ . Usually  $\Gamma \propto \epsilon^2$  is identified with the golden rule spreading of eigenstates of  $H$  over those of  $H_0$  [5, 7]. It is dominated by the short-time behavior of  $\langle V[\mathbf{q}(\tilde{t})] V[\mathbf{q}(0)] \rangle$ .

We stress however that for long enough times,  $\langle \delta S_{s_3}^2 \rangle \propto t$  still holds to leading order even with a power-law decay of the correlator  $\langle V[\mathbf{q}(\tilde{t})] V[\mathbf{q}(\tilde{t}')] \rangle \propto |t - t'|^{-\eta}$ , provided  $\eta$  is sufficiently large,  $\eta \geq 1$ . We note that similar expressions as Eq. (10) relating the decay of  $\overline{M}$  to time integrations over the perturbation correlator have been derived in Refs. [6, 19] using a different approach than the semiclassical method of Ref. [4] used here. Further using the sum rule

$$(\nu^2/\pi)^d \left( \int d\mathbf{r} \sum C_s \exp[-\nu^2 \delta \mathbf{p}_s^2] \right)^2 = 1, \quad (12)$$

one finally obtains

$$\sigma_2^2 = 2\alpha \exp[-\lambda t] \exp[-\Gamma t]. \quad (13)$$

The third and last dominant time-dependent term arises from either  $s_1 = s_7$ ,  $s_2 = s_8$ ,  $s_3 = s_4$ ,  $s_5 = s_6$  and  $\mathbf{r}_1 \simeq \mathbf{r}_3$ , or  $s_1 = s_2$ ,  $s_3 = s_5$ ,  $s_4 = s_6$ ,  $s_7 = s_8$  and  $\mathbf{r}_2 \simeq \mathbf{r}_4$ . It thus also has a multiplicity of two and reads

$$\begin{aligned} \sigma_3^2 &= 2 \left( \frac{\nu^2}{\pi} \right)^{2d} \left\langle \int d\mathbf{r}_1 d\mathbf{r}_2 d\mathbf{r}_3 d\mathbf{r}_4 \sum C_{s_1} C_{s_2} C_{s_3} C_{s_5} \right. \\ &\quad \times \exp[-\nu^2 (\delta \mathbf{p}_{s_1}^2 + \delta \mathbf{p}_{s_2}^2 + \delta \mathbf{p}_{s_3}^2 + \delta \mathbf{p}_{s_5}^2)] \\ &\quad \times \exp[i(\delta S_{s_3} - \delta S_{s_5})] \Theta(\nu - |\mathbf{r}_1 - \mathbf{r}_3|) \left. \right\rangle. \quad (14) \end{aligned}$$

The integrations, again, have to be performed with  $|\mathbf{r}_1 - \mathbf{r}_3| \leq \nu$ . We incorporate this restriction in the calculation by making the ergodicity assumption, setting

$$\begin{aligned} &\left\langle \int d\mathbf{r}_1 d\mathbf{r}_2 d\mathbf{r}_3 d\mathbf{r}_4 \dots \Theta(\nu - |\mathbf{r}_1 - \mathbf{r}_3|) \right\rangle \\ &= \hbar_{\text{eff}} \left\langle \int d\mathbf{r}_1 d\mathbf{r}_2 d\mathbf{r}_3 d\mathbf{r}_4 \dots \Theta(t - t_E) \right\rangle, \quad (15) \end{aligned}$$

which is valid for times larger than the Ehrenfest time [25] (for shorter times,  $t < t_E$ , the third diagram on the right-hand side of Fig. 2 goes into the second one). One then averages the phases using the CLT to get

$$\sigma_3^2 = 2\hbar_{\text{eff}} \exp[-\Gamma t] \Theta(t - t_E). \quad (16)$$

Subdominant terms are obtained by higher-order contractions (e.g. setting  $\mathbf{r}_2 \simeq \mathbf{r}_4$  in the second and third graphs on the right hand-side of Fig.2). They either decay faster, or are of higher order in  $\hbar_{\text{eff}}$ , or both. We only

discuss the term which gives the long-time saturation at the ergodic value  $\sigma^2(M) \simeq \hbar_{\text{eff}}^2$ . For  $t > t_E$ , there is a phase-free (and hence time-independent) contribution with four different paths, resulting from the contraction  $s_1 = s_7, s_2 = s_8, s_3 = s_5, s_4 = s_6$ , and  $\mathbf{r}_1 \simeq \mathbf{r}_3, \mathbf{r}_2 \simeq \mathbf{r}_4$ . Its contribution is sketched as the fourth diagram on the right-hand side of Fig. 2. It gives

$$\sigma_4^2 = \left(\frac{\nu^2}{\pi}\right)^{2d} \left\langle \int d\mathbf{r}_1 d\mathbf{r}_3 \sum C_{s_1} C_{s_2} \times \exp[-\nu^2(\delta\mathbf{p}_{s_1}^2 + \delta\mathbf{p}_{s_2}^2)] \Theta(\nu - |\mathbf{r}_1 - \mathbf{r}_3|) \right\rangle^2. \quad (17)$$

From the sum rule of Eq. (12), and again invoking the long-time ergodicity of the semiclassical dynamics, Eq. (15), one obtains the long-time saturation of  $\sigma^2(M)$ ,

$$\sigma_4^2 = \hbar_{\text{eff}}^2 \Theta(t - t_E). \quad (18)$$

Note that for  $t < t_E$ , this contribution does not exist by itself and is included in  $\sigma_1^2$ , Eq. (8).

According to our semiclassical approach, the fidelity has a variance given to leading order by the sum of the four terms of Eqs. (8), (13), (16) and (18)

$$\sigma_{\text{sc}}^2 = \alpha^2 \exp[-2\lambda t] + 2\alpha \exp[-(\lambda + \Gamma)t] + 2\hbar_{\text{eff}} \exp[-\Gamma t] \Theta(t - t_E) + \hbar_{\text{eff}}^2 \Theta(t - t_E). \quad (19)$$

Eq. (19) is the central result of this paper. We see that for short enough times, i.e. before ergodicity and the saturation of  $M(t) \simeq \hbar_{\text{eff}}$  and  $\sigma^2(M) \simeq \hbar_{\text{eff}}^2$  is reached, the first term on the right-hand side of (19) will dominate as long as  $\lambda < \Gamma$ . For  $\lambda > \Gamma$  on the other hand,  $\sigma^2(M)$  exhibits a behavior  $\propto \exp[-(\lambda + \Gamma)t]$  for  $t < t_E$ , turning into  $\propto \hbar_{\text{eff}} \exp[-\Gamma t]$  for  $t > t_E$ . Thus, contrary to  $\overline{M}$ ,  $\sigma^2(M)$  allows to extract the Lyapunov exponent from the second term on the right-hand side of Eq. (19) even when  $\lambda > \Gamma$ . Also one sees that, unlike the strong perturbation regime  $\Gamma \gg B$  [18],  $M(t)$  continues to fluctuate above the residual variance  $\simeq \hbar_{\text{eff}}^2$  up to a time  $\simeq \Gamma^{-1} |\ln \hbar_{\text{eff}}|$  in the semiclassical regime  $B > \Gamma > \Delta$ . For  $\Gamma \ll \lambda$ ,  $\Gamma^{-1} |\ln \hbar_{\text{eff}}| \gg t_E$  and  $M(t)$  fluctuates beyond  $t_E$ .

The above semiclassical approach breaks down at short times for which not enough phase is accumulated to motivate a stationary phase approximation [27]. To get the short-time behavior of  $\sigma^2(M)$ , we instead Taylor expand the time-evolution exponentials  $\exp[\pm iH_{(0)}t] = 1 \pm iH_{(0)}t - H_{(0)}^2 t^2/2 + \dots + O(H_{(0)}^5 t^5)$ . The resulting expression for  $\sigma^2(M)$  contains matrix elements such as  $\langle \psi_0 | H_{(0)}^a | \psi_0 \rangle$ ,  $a = 1, 2, 3, 4$ , which one then calculates using a Random Matrix Theory (RMT) approach [26] for the chaotic quantized Hamiltonian  $H_{(0)}$  [5, 8, 19]. Keeping non-vanishing terms of lowest order in  $t$ , one has a quartic onset  $\sigma^2(M) \simeq (\overline{\Sigma^4} - \overline{\Sigma^2}^2)t^4$  for  $t \ll \Sigma^{-1}$ , with  $\Sigma^a \equiv [\epsilon^2(\langle \psi_0 | V^2 | \psi_0 \rangle - \langle \psi_0 | V | \psi_0 \rangle^2)]^{a/2}$ . RMT gives  $(\overline{\Sigma^4} - \overline{\Sigma^2}^2) \propto (\Gamma B)^2$ , with a system-dependent prefactor of order one. From this and Eq. (19) one concludes that

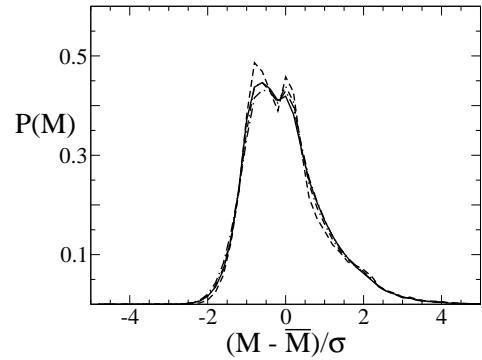


Figure 3: Distribution  $P(M)$  of the fidelity computed for  $10^4$  different  $\psi_0$  for  $N = 32768$ ,  $\delta K = 5.75 \cdot 10^{-5}$  (i.e.  $\Gamma \approx 0.09$ ), at times  $t = 25, 50, 75$  and  $100$  kicks.

$\sigma^2(M)$  has a nonmonotonous behavior, i.e. it first rises at short times, until it decays after a time  $t_c$  which one can evaluate by solving  $\sigma_{\text{sc}}^2(t_c) = (\Gamma B)^2 t_c^4$ . In the regime  $B > \Gamma > \lambda$  one gets

$$t_c = \left(\frac{\alpha_0}{\Gamma B}\right)^{1/2+d} \left[ 1 - \lambda \left(\frac{\alpha_0}{\Gamma B}\right)^{1/2+d} \frac{1}{2+d} + O\left(\lambda^2 \left\{\frac{\alpha_0}{\Gamma B}\right\}^{2/2+d}\right) \right], \quad (20)$$

and thus

$$\sigma^2(t_c) \simeq (\Gamma B)^2 \left(\frac{\alpha_0}{\Gamma B}\right)^{4/2+d} \left[ 1 - \frac{4\lambda}{2+d} \left(\frac{\alpha_0}{\Gamma B}\right)^{1/2+d} + O\left(\lambda^2 \left\{\frac{\alpha_0}{\Gamma B}\right\}^{2/2+d}\right) \right]. \quad (21)$$

We explicitly took the  $t$ -dependence  $\alpha(t) = \alpha_0 t^{-d}$  into account. We estimate that  $\alpha_0 \propto (\Gamma \lambda)^{-d/2}$  (obtained by setting the Lyapunov time equal to few times the time of flight through a correlation length of the perturbation potential, as is the case for billiards or maps), to get  $\sigma^2(t_c) \propto (B/\lambda)^{2d/2+d} \gg 1$ . Because  $0 \leq M(t) \leq 1$ , this value is however bounded by  $\overline{M}^2(t_c)$ . Since in the other regime  $\Gamma \ll \lambda$ , one has  $\sigma^2(t_c) \simeq 2\hbar_{\text{eff}} [1 - (2\hbar_{\text{eff}})^{1/4} \sqrt{\Gamma/B}]$  we predict that  $\sigma^2(t_c)$  grows during the crossover from  $\Gamma \ll \lambda$  to  $\Gamma > \lambda$ , until it saturates at a non-self-averaging value,  $\sigma(t_c)/\overline{M}(t_c) \approx 1$ , independently on  $\hbar_{\text{eff}}$  and  $B$ , with possibly a weak dependence on  $\Gamma$  and  $\lambda$ .

We conclude this analytical section by mentioning that applying the RMT approach to longer times reproduces Eq. (19) with  $\lambda \rightarrow \infty$  [28]. This reflects the fact that RMT is strictly recovered for  $t_E = 0$  only.

To illustrate our results, we present some numerical data. We based our simulations on the kicked rotator model with Hamiltonian [29]

$$H_0 = \frac{\hat{p}^2}{2} + K_0 \cos \hat{x} \sum_n \delta(t - n). \quad (22)$$

We concentrate on the regime  $K > 7$ , for which the dynamics is fully chaotic with a Lyapunov exponent  $\lambda = \ln[K/2]$ . We quantize this Hamiltonian on a torus, which requires to consider discrete values  $p_l = 2\pi l/N$  and  $x_l = 2\pi l/N$ ,  $l = 1, \dots, N$ , hence  $\hbar_{\text{eff}} = 1/N$ . The fidelity (1) is computed for discrete times  $t = n$ , as

$$M(n) = |\langle \psi_0 | (U_{\delta K}^*)^n (U_0)^n | \psi_0 \rangle|^2 \quad (23)$$

using the unitary Floquet operators  $U_0 = \exp[-i\hat{p}^2/2\hbar_{\text{eff}}] \exp[-iK_0 \cos \hat{x}/\hbar_{\text{eff}}]$  and  $U_{\delta K}$  having a perturbed Hamiltonian  $H$  with  $K = K_0 + \delta K$ . The quantization procedure results in a matrix form of the Floquet operators, whose matrix elements in  $x$ -representation are given by

$$(U_0)_{l,l'} = \frac{1}{\sqrt{N}} \exp[i\frac{\pi(l-l')^2}{N}] \exp[-i\frac{NK_0}{2\pi} \cos \frac{2\pi l'}{N}].$$

The local spectral density of eigenstates of  $U_{\delta K}$  over those of  $U_0$  has a Lorentzian shape with a width  $\Gamma \propto (\delta K/\hbar_{\text{eff}})^2$  (there is a weak dependence of  $\Gamma$  in  $K_0$ ) in the range  $B = 2\pi \gtrsim \Gamma > \Delta = 2\pi/N$ . This is illustrated in the inset to Fig. 6.

Numerically, the time-evolution of  $\psi_0$  in the fidelity, Eq. (23), is calculated by recursive calls to a fast-Fourier transform routine. Thanks to this algorithm, the matrix-vector multiplication  $U_{0,\delta K}\psi_0$  requires  $O(N \ln N)$  operations instead of  $O(N^2)$ , and thus allows to deal with very large system sizes. Our data to be presented below correspond to system sizes of up to  $N \leq 262144 = 2^{18}$  which still allowed to collect enough statistics for the calculation of  $\sigma^2(M)$ .

We now present our numerical results. Fig. 3 shows the distribution  $P(M)$  of  $M(t)$  in the regime  $\Gamma < \lambda$  for different times. It is seen that even though  $P(M)$  is not normally distributed, it is still well characterized by its variance. A calculation of  $\sigma^2(M)$  is thus meaningful.

We next focus on  $\sigma^2$  in the golden rule regime with  $\Gamma \ll \lambda$ . Data are shown in Fig. 4. One sees that  $\sigma^2(M)$  first rises up to a time  $t_c$ , after which it decays. The maximal value  $\sigma^2(t_c)$  in that regime increases with increasing perturbation, i.e. increasing  $\Gamma$ . Beyond  $t_c$ , the decay of  $\sigma^2$  is very well captured by Eq. (16), once enough time has elapsed. This is due to the increase of  $\sigma^2(t_c)$  above the self-averaging value  $\propto \hbar_{\text{eff}}$  as  $\Gamma$  increases. Once the influence of the peak disappears, the decay of  $\sigma^2(M)$  is very well captured by  $\sigma_3^2$  given in Eq. (16), without any adjustable free parameter. Finally, at large times,  $\sigma^2(M)$  saturates at the value given in Eq. (18).

As  $\delta K$  increases, so does  $\Gamma$  and  $\sigma^2(M)$  decays faster and faster to its saturation value until  $\Gamma \gtrsim \lambda$ . Once  $\Gamma$  starts to exceed  $\lambda$ , the decay saturates at  $\exp(-2\lambda t)$ . This is shown in Fig. 5, which corroborates the Lyapunov decay of  $\sigma^2(M)$  predicted by Eqs. (8). Note that in Fig. 5, the decay exponent differs from the Lyapunov exponent  $\lambda = \ln[K/2]$  due to the fact that the fidelity averages  $\langle C_s \rangle \propto \langle \exp[-\lambda t] \rangle \neq \exp[-(\lambda)t]$  over finite-time fluctuations of the Lyapunov exponent [18].

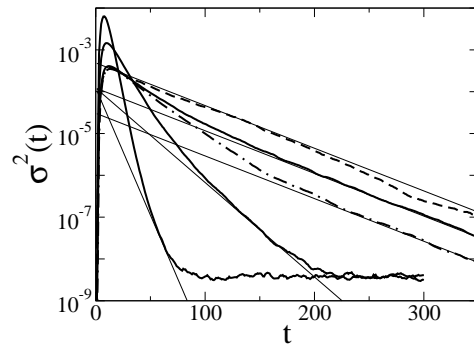


Figure 4: Variance  $\sigma^2(M)$  of the fidelity vs.  $t$  for weak  $\Gamma \ll \lambda$ ,  $N = 16384$  and  $10^5 \cdot \delta K = 5.9, 8.9$  and  $14.7$  (thick solid lines),  $N = 4096$  and  $\delta K = 2.4 \cdot 10^{-4}$  (dashed line) and  $N = 65536$  and  $\delta K = 1.48 \cdot 10^{-5}$  (dotted-dashed line). All data have  $K_0 = 9.95$ . The thin solid lines indicate the decays  $= 2\hbar_{\text{eff}} \exp[-\Gamma t]$ , with  $\Gamma = 0.024(\delta K \cdot N)^2$  (there is no adjustable free parameter). The variance has been calculated from  $10^3$  different initial states  $\psi_0$ .

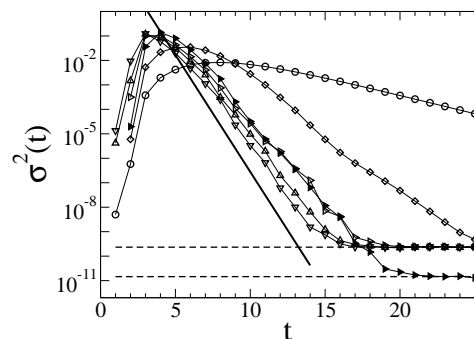


Figure 5: Variance  $\sigma^2(M)$  of the fidelity vs.  $t$  in the golden rule regime with  $\Gamma \gtrsim \lambda$  for  $N = 65536$ ,  $K_0 = 9.95$  and  $\delta K \in [3.9 \cdot 10^{-5}, 1.1 \cdot 10^{-3}]$  (open symbols), and  $N = 262144$ ,  $K_0 = 9.95$ ,  $\delta K = 5.9 \cdot 10^{-5}$  (full triangles). The solid line is  $\propto \exp[-2\lambda_1 t]$ , with an exponent  $\lambda_1 = 1.1$ , smaller than the Lyapunov exponent  $\lambda = 1.6$ , because the fidelity averages  $\langle \exp[-\lambda t] \rangle$  (see text). The two dashed lines give  $\hbar_{\text{eff}}^2 = N^{-2}$ . In all cases, the variance has been calculated from  $10^3$  different initial states  $\psi_0$ .

At long times,  $\sigma^2(M)$  saturates at the ergodic value  $\sigma^2(M, t \rightarrow \infty) = \hbar_{\text{eff}}^2$ , as predicted. Finally, it is seen in both Figs. 4 and 5 that  $t_c$  decreases as the perturbation is cranked up. Moreover, there is no  $N$ -dependence of  $\sigma^2(t_c)$  at fixed  $\Gamma$ . These two facts are at least in qualitative, if not quantitative, agreement with Eq. (20).

The behavior of  $\sigma^2(t_c)$  as a function of  $\Gamma$  is finally shown in Fig. 6. First we show in the inset the behavior of the local spectral density

$$\rho(\epsilon) = \sum_{\alpha} |\langle \phi_{\beta}^{(0)} | \phi_{\alpha} \rangle|^2 \delta(\epsilon - \epsilon_{\alpha} + \epsilon_{\beta}), \quad (24)$$

of eigenstates  $\{\phi_{\alpha}^{(0)}\}$  (with quasienergy eigenvalues  $\epsilon_{\alpha}$ ) of  $U_0$  over the eigenstates  $\{\phi_{\alpha}\}$  (with quasienergy eigen-

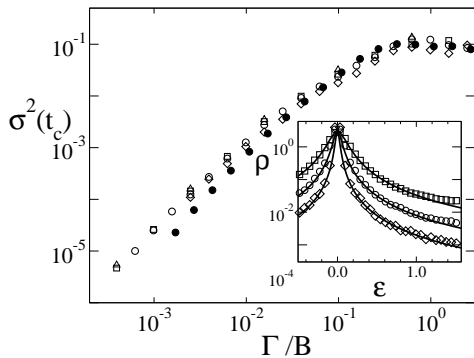


Figure 6: Maximal variance  $\sigma^2(t_c)$  as a function of  $\Gamma/B$ , for  $K_0 = 10.45$ ,  $N = 4096, 16384, 65536$  and  $262144$  (empty symbols) and  $K_0 = 50.45$ ,  $N = 16384$  (full circles). The variance has been calculated from  $10^3$  different initial states  $\psi_0$ . Inset: local spectral density of states  $\rho(\epsilon)$  of eigenstates of an unperturbed kicked rotator with  $K_0 = 12.56$  over the eigenstates of a perturbed kicked rotator with  $K = K_0 + \delta K$ ,  $\delta K = 5 \cdot 10^{-3}$ . System sizes are  $N = 250$  (diamonds),  $N = 500$  (circles) and  $N = 1000$  (squares). The solid lines are Lorentzian with widths  $\Gamma \approx 0.0125, 0.05$  and  $0.0124$  in agreement with the formula  $\Gamma = 0.024 (\delta K \cdot N)^2$ .

values  $\epsilon_\alpha^{(0)}$  of  $U_{\delta K}$ . As mentioned above,  $\rho(\epsilon)$  has a Lorentzian shape with a width given by  $\Gamma \approx 0.024(\delta K \cdot N)^2$ . Having extracted the  $N$ - and  $\delta K$ -dependence of  $\Gamma$ , we next plot in the main part of Fig. 6 the maximum  $\sigma^2(t_c)$  of the fidelity variance as a function of the rescaled width  $\Gamma/B$  of  $\rho(\epsilon)$ . As anticipated,  $\sigma^2(t_c)$  first increases with  $\Gamma$  until it saturates at a value  $\gtrsim 0.1$ , independently on  $\hbar_{\text{eff}}$ ,  $\Gamma$  or  $\lambda$ , once  $\Gamma \approx B$ . These data confirm Eq. (21) and the accompanying reasoning. Note that once  $\Gamma$  exceeds the bandwidth  $B$ ,  $\rho(\epsilon)$  is no longer Lorentzian, and the decay of both  $M(t)$  and  $\sigma^2(M)$  is no longer exponential [5].

In conclusion we have applied both a semiclassical and a RMT approach to calculate the variance  $\sigma^2(M)$  of the fidelity  $M(t)$  of Eq. (1). We found that  $\sigma^2(M)$  exhibits a nonmonotonous behavior with time, first increasing algebraically, before decaying exponentially at larger times. The maximum value of  $\sigma^2(M)$  is characterized by a non-self-averaging behavior when the perturbation becomes sizable against the system's Lyapunov exponent.

This work was supported by the Swiss National Science Foundation. We thank J.-P. Eckmann and P. Wittwer for discussions on structural stability, and Í. Adagideli for discussions at the early stage of this project.

- 
- [1] F. Haake, *Quantum Signatures of Chaos* (Springer, Berlin, 2000).
- [2] R. Schack and C.M. Caves, Phys. Rev. Lett. **71**, 525 (1993).
- [3] A. Peres, Phys. Rev. A **30**, 1610 (1984).
- [4] R.A. Jalabert and H.M. Pastawski, Phys. Rev. Lett. **86**, 2490 (2001).
- [5] Ph. Jacquod, P.G. Silvestrov, and C.W.J. Beenakker, Phys. Rev. E **64**, 055203(R) (2001).
- [6] T. Prosen, T.H. Seligman, and M. Znidaric, Prog. Theor. Phys. Supp. **150**, 200 (2003).
- [7] N.R. Cerruti and S. Tomsovic, Phys. Rev. Lett. **88**, 054103 (2002).
- [8] F.M. Cucchiatti, C.H. Lewenkopf, E.R. Mucciolo, H.M. Pastawski, and R. O. Vallejos, Phys. Rev. E **65**, 046209 (2002).
- [9] D.A. Wisniacki and D. Cohen, Phys. Rev. E **66**, 046209 (2002).
- [10] Ph. Jacquod and D. L. Shepelyansky, Phys. Rev. Lett. **75**, 3501 (1995).
- [11] J. Vanicek and E.J. Heller, Phys. Rev. E **68**, 056208 (2003).
- [12] Y. Adamov, I.V. Gornyi, and A.D. Mirlin, Phys. Rev. E **67**, 056217 (2003).
- [13] Ph. Jacquod, Í. Adagideli, and C.W.J. Beenakker, Europhys. Lett. **61**, 729 (2003).
- [14] J. Emerson, Y.S. Weinstein, S. Lloyd, and D.G. Cory, Phys. Rev. Lett. **89**, 284102 (2002).
- [15] Ph. Jacquod, Í. Adagideli, and C.W.J. Beenakker, Phys. Rev. Lett. **89**, 154103 (2002).
- [16] A. Iomin, Phys. Rev. E **70**, 026206 (2004).
- [17] W. Wang, G. Casati, and B. Li, Phys. Rev. E **69**, 025201(R) (2004).
- [18] P.G. Silvestrov, J. Tworzydło, and C.W.J. Beenakker, Phys. Rev. E **67**, 025204(R) (2003).
- [19] T. Gorin, T. Prosen, and T.H. Seligman, New J. Phys. **6**, 20 (2004).
- [20] This time  $t^*$  is defined by  $|\epsilon \int_0^{t^*} V(\mathbf{q}_s(t), t)| = 1$  for a typical trajectory  $s$ .
- [21] P. Cvitanović, R. Artuso, R. Mainieri, G. Tanner, and G. Vattay, *Chaos: Classical and Quantum*, ChaosBook.org (Niels Bohr Institute, Copenhagen 2003).
- [22] See e.g.: E.J. Heller and S. Tomsovic, Phys. Today **46**(7), 38 (1993).
- [23] Setting  $s = s'$  for two trajectories generated by two different Hamiltonians  $H = H_0 + \epsilon V$  is justified by the structural stability of hyperbolic systems for not too large  $\epsilon$ ; see e.g.: A.B. Katok and B. Hasselblatt, *Introduction to the Modern Theory of Dynamical Systems* (Cambridge University Press, 1996). In the context of the fidelity, this point was first mentioned in Ref.[11].
- [24] P. Collet and J.-P. Eckmann, J. Stat. Phys. **115**, 217 (2004).
- [25] G.P. Berman and G.M. Zaslavsky, Physica A **91**, 450 (1978); M.V. Berry and N.L. Balasz, J. Phys. A **12**, 625 (1979).
- [26] M.L. Mehta, *Random Matrices* (Academic, New York, 1991).
- [27] This time is very short, of the order of the inverse energy of the particle, i.e.  $O(\hbar_{\text{eff}}^2)$ , where  $a \geq 0$  depends on the system dimension and the energy-momentum relation. For  $E \propto p^2$  and in two dimensions, one has  $a = 1$ .
- [28] C. Petitjean and Ph. Jacquod, unpublished (2004).
- [29] F. M. Izrailev, Phys. Rep. **196**, 299 (1990).