

# The Theory Experiment Connection: Rn Space And Inflationary Cosmology

Paul Benioff

Physics Division, Argonne National Lab,  
Argonne, IL 60439;  
e-mail: pbenioff@anl.gov

## ABSTRACT

Based on a discussion of the theory experiment connection, it is proposed to tighten the connection by replacing the real and complex number basis of physical theories by sets  $R_n, C_n$  of length  $2n$  finite binary string numbers. The form of the numbers in  $R_n$  is based on the infinite hierarchy of  $2n$  figure outputs from measurements of any physical quantity with an infinite range (distance, energy, etc.). A space and time based on these numbers is described. It corresponds to an infinite sequence of spherical scale sections  $R_{n,\underline{e}}$  ( $\underline{e}$  an integer). Each section has the same number of points but the size increases exponentially with increasing  $\underline{e}$ . The sections converge towards an origin which is a space singularity. Iteration of a basic order preserving transformation,  $F_{<}$  or its inverse shows exponential expansion or contraction of the space with the origin as a source or sink of space points. The suitability of  $R_n$  space as a framework for inflationary cosmology is based on a constant iteration rate for  $F_{<}$  and making  $\underline{e}$  and  $n = n(t)$  time dependent. At  $t = 0$  all space is restricted to a region of scale sections  $R_{n_0,\underline{e}}$  with  $n_0$  (small) and  $\underline{e} \leq \underline{e}_0$  (negative). Inflation, which occurs naturally, is stopped automatically at time  $t_I$  by increasing  $n$  from  $n_0$  to  $n_I \gg n_0$ . Here  $n_I$  is required to be large enough so that the outermost  $\Delta$  scale sections of  $R_{n_0}$  space, which are expanding away from the origin at velocities  $> c$  at time  $t_I$ , are contained in the scale section  $R_{n_I,0}$  of  $R_{n_I}$  space. This is needed if  $R_{n_I,0}$  space is to be similar to the usual  $R$  space. Hubble expansion and the redshift are accounted for by a continuing slow increase in  $n$ . Comparison with experimental data suggests that the rate of increase must be at least one  $n$  unit every 30 – 60 million years.

**Keywords:** Measurement hierarchy, String numbers, Scale invariant space time, Inflationary cosmology

## 1. INTRODUCTION

One important foundational issue for physics is the relationship between mathematics and physics. If mathematical objects have an ideal objective existence, outside and independent of space time, and physical systems exist in and determine the properties of space time, then why is mathematics relevant to physics? This is not a new problem as shown by the title of a paper by Wigner<sup>1</sup>: "On the unreasonable effectiveness of mathematics in the physical sciences."

This and related questions emphasize the need to develop a coherent theory that treats physics and mathematics together and not as separate types of entities. An important aspect of relating physical and mathematical entities in such a theory is to recognize the physical nature of language.<sup>2</sup> That is, physical representations of language expressions must exist. Without them communication, thinking would not be possible. Examples include written text, speech optical signals, etc..

A basic aspect of language is that all language expressions are represented as symbol strings over some alphabet. Physically, expressions must be representable by states of one dimensional physical systems. As numbers are also finite strings of digits in some basis, they also must be representable by states of one dimensional physical systems.

There are many examples of these representations. Representations of numbers as product states of qubits and their physical realization in quantum computers is one. Another is the representation of numbers in regular computers by sequences of regions of different magnetization or capacitance. These and other representations all illustrate the stringy nature of physical representations of language expressions and numbers.

Another aspect that is relevant to developing a coherent theory of physics and mathematics is the disconnect between theory and experiment. To understand this one notes that theoretical predictions are given as equations whose solutions are real numbers. As real numbers can also be represented by infinite digit strings, one sees that most real numbers have no names. It follows that the real numbers predicted by theory are nameable real numbers. As finite language expressions the equations that are theoretical predictions are names for real numbers.

This is to be contrasted with the form of numerical outcomes of experiments. These correspond to length  $n$  digit string numbers where typically  $n$  is small  $\sim 2 - 10$ . This contrast is the source of the theory experiment disconnect. Predictions are equation names of real numbers. Experimental outcomes are short finite string digit representations. Its a long way from short digit strings to names for real numbers or infinite digit strings.

Computers play an essential role in bridging the disconnect gap. In essence they function as translators that translate equation names of real numbers to length  $m$  digit strings. These strings are supposed to be the first  $m$  digits of the number named by the equation. It is much easier to compare an  $n$  digit experimental outcome with an  $m$  digit prediction than with an equation name.

One possible method of tightening the theory experiment connection is based on replacing the real and complex numbers,  $R$  and  $C$ , which are the basis of physical theories, by length  $n$  string real numbers  $R_n$  and complex numbers  $C_n = R_n, I_n$  where  $I_n = iR_n$ . As a result physical theories become mathematical structures over  $R_n$  and  $C_n$ .

Consequences of this replacement include the need to adapt the theories to the discreteness of  $R_n$  and  $C_n$ . Also a cosmological time dependence of the parameter  $n$ , which will be used, introduces a time dependence into physical theories. However the time dependence of  $n = n(t)$  will be such that the time dependence of physical theories is completely unobservable and is important only during the early phases of evolution of the universe.

In this paper consequences of this replacement will be limited to examination of some properties of space and time based on these numbers,  $R_n$  space and time. Included are the observations that  $R_n$  space and time are scale invariant and contain many singular points. It will be seen that, by introducing a time dependence of  $n = n(t)$  and of the scale factors,  $R_n$  space seems to be a useful framework to describe inflationary cosmology and the Hubble expansion red shift. Also the time dependence of  $R_n$  space will be such that at the present time and during much of the past,  $R_n$  space is experimentally indistinguishable from the usual  $R$  space.

It must be emphasized that the choice of the dynamics made here is simple and arbitrary. It is made just to show the suitability of  $R_n$  space and time as a framework to describe inflationary cosmology and the red shift. It is not based on or derived from any physical theory.

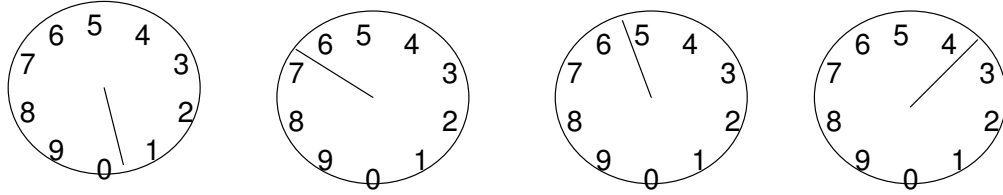
## 2. THE NUMBERS $R_N$

Many choices are possible for the form of the numbers in  $R_n$ . Included are the usual string forms used in computations or to give the values of physical parameters as  $\underline{s}_1.\underline{s}_{[2,n]} \times 10^w$ . Here  $\underline{s}$  is a length  $n$  string of decimal digits with the decimal point between the first and second digit and  $\underline{s}_1 \neq 0$ , and  $w$  is an integer.

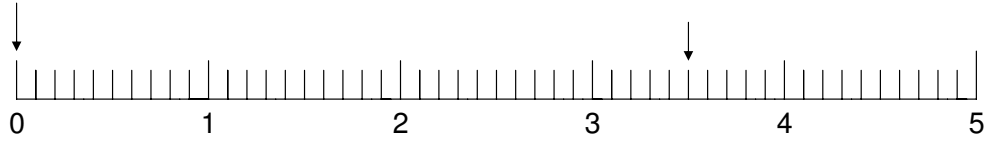
The form of the numbers chosen here will be quite different as it is based on the outcomes of measurements of continuous physical variables with infinite ranges, such as distance, time, energy, momentum, etc.. Outcomes of  $n$  figures in the binary basis for these measurements typically have the form,  $\underline{0}_{[1,n]}$  (nondetect),  $\underline{0}_{[1,n-1]}1_n$  (detect), and  $\underline{1}_{[1,n]}$  (maximum measurable).

Examples of this type of measurement include gas and electric utility meters for measuring current and rulers for measuring distance. These are shown in Figure 1. Note that here both leading and trailing 0s are significant.

Extension of this type of measurement to cover an infinite range needs a hierarchy of measurement apparatuses that is infinite in both directions. An example of the hierarchy for distance measurements with  $n = 2$  would be apparatuses measuring 1 meter in cm units, measuring 100 meters in 1 meter units, measuring 1 cm in .01 cm units, etc..



4 figure utility meter reading 0653



2 figure ruler: distance between arrows, 35

**Figure 1.** Utility meter and ruler components of hierarchies of measurement apparatuses for measuring physical quantities with an infinite range. The position of the lines in each of the four meter dials is an example of the actual output of the meter. This is read as a four digit output as shown.

The general relations between the measurements in the hierarchy are shown below where the  $j + 1st$  begins just above the range of the  $jth$ :

$$\begin{array}{ccccccc}
 \infty \dots & & j+1 & & j & & j-1 & \dots - \infty \\
 & & \left\{ \begin{array}{l} \text{nondetect} \\ \underline{0}_{[1,n]} \end{array} \right\} & & \underline{1}_{[1,n]} & & \text{offscale} & \\
 & & \underline{0}_{[1,n-1]} 1_n & & \left\{ \begin{array}{l} \text{off scale} \\ \underline{1}_{[1,n]} + \underline{0}_{[1,n-1]} 1_n \end{array} \right\} & & \text{offscale} & \\
 & & \text{nondetect} & & \text{nondetect} & & \underline{1}_{[1,n]} & \cdot
 \end{array}$$

Such a hierarchy of measurements may seem counterintuitive at first. However it is supported by properties of actual measurements. In particular the number of significant figures  $n$  in measured values is almost independent of the magnitude of the measured quantity. For example the number of significant figures in distance measurements is limited to a range  $2 \leq n \leq \sim 10$  for magnitudes ranging from Fermis ( $10^{-13} \text{ cm}$ ) to billions of light years, a range of  $\sim 10^{40}$ .

Based on these considerations the numbers in  $R_n$  are taken to have the symmetric form\*,

$$(\pm \underline{s}_{[1,n]} \cdot \underline{s}_{[n+1,2n]}, 2n\underline{e}) = \pm \underline{s}_{[1,n]} \cdot \underline{s}_{[n+1,2n]} \times 2^{2n\underline{e}} \quad (1)$$

$\underline{s}_{[1,2n]} \neq \underline{0}_{[1,2n]}$  if  $\underline{e} \neq 0$ .

Here  $\underline{s}_{[1,n]} \cdot \underline{s}_{[n+1,2n]}$  is a length  $2n$  binary string and  $\underline{e}$  is any integer. An equivalent representation in a more familiar form is given by

$$(\pm \underline{s}_{[1,n]} \cdot \underline{s}_{[n+1,2n]}, 2n\underline{e}) = (\pm \sum_{j=1}^{2n} \underline{s}_{[1,2n]}(j) \times 2^{n-j}) \times 2^{2n\underline{e}} \quad (2)$$

---

\*From now on the sequence length is given as  $2n$ . The label  $n$  on  $R_n$  is kept.

Decimal number examples for  $n = 1$  and  $n = 2$  with  $\underline{e} = -1, 0, 1$  are shown below.

		$n = 1$		
...	$\underline{e} = -1$	$\underline{e} = 0$	$\underline{e} = +1$	...
...	1/8, 2/8, 3/8	1/2, 1, 3/2	2, 4, 6	...
		$n = 2$		
...	$\underline{e} = -1$	$\underline{e} = 0$	$\underline{e} = +1$	...
...	1/64, 2/64, ..., 15/64	1/4, 2/4, ..., 15/4	4, 8, ..., 60	...

The ordering of these numbers can be expressed in general as an infinite alternating sequence of  $2^{2^n} - 1$  numbers with constant spacing  $2^{n(2^{\underline{e}-1})}$  separated by exponential jumps of  $2^{2^n}$  with  $\underline{e} \rightarrow \underline{e} \pm 1$ . There is no least or greatest number.

Arithmetic with these numbers is somewhat similar to computer arithmetic in that roundoff is used. This is especially the case for small  $n$  and for addition of numbers with different scale factors, as in ( $n = 2$ )

$$\begin{aligned} 00.10 \times 2^8 + 00.10 \times 2^4 &= 00.10 \times 2^8 \\ 10.10 \times 2^4 + 11.10 \times 2^4 &= 00.01 \times 2^8. \end{aligned}$$

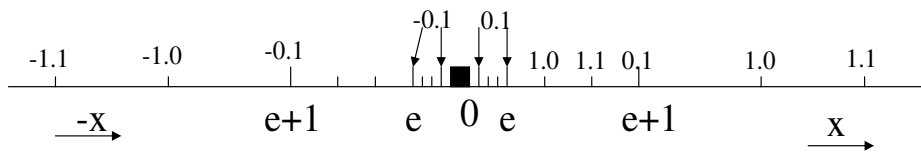
Roundoff is important also in multiplication as in

$$\begin{aligned} (01.01 \times 2^4) \times (11.01 \times 2^8) &= 00.01 \times 2^{16} \\ (00.11 \times 2^4) \times (10.01 \times 2^{-8}) &= 01.11 \times 2^{-4}. \end{aligned}$$

### 3. $R_N$ SPACE AND TIME

$R_n$  space and time is a space time whose locations and distances between locations are based on the numbers in  $R_n$ . As such its properties are quite different from the usual continuum based space time as it inherits many of the properties of  $R_n$ . It is discrete and it is scale invariant.

Some of the properties are best seen by looking at a plot of the locations. Figure 2 shows such a plot for one dimension for  $n = 1$ . The locations are shown with their relative spacings on a locally flat background. This is

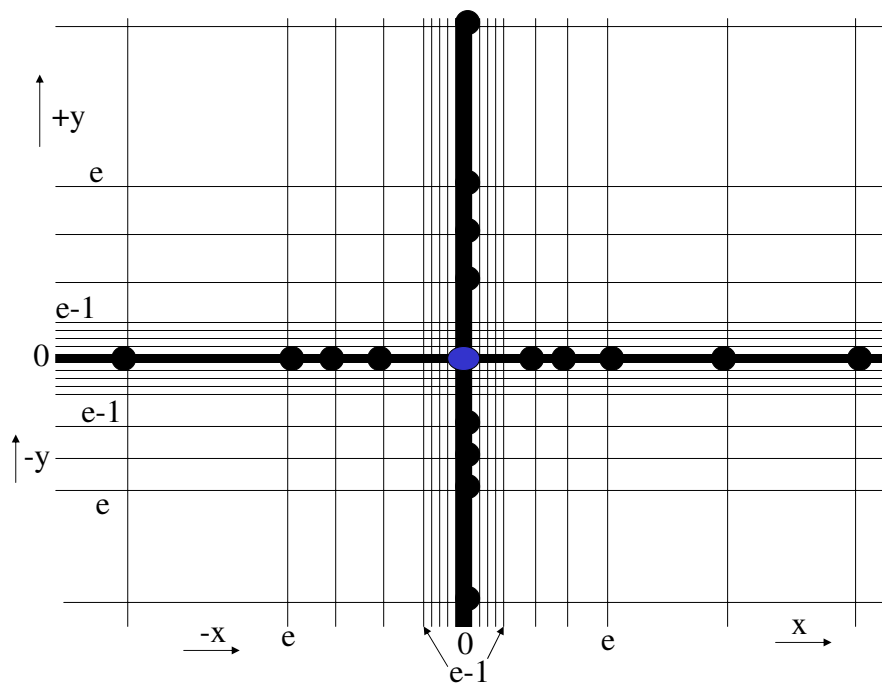


**Figure 2.** Locations for one dimensional  $R_n$  space for  $n = 1$ . Locations are shown by tick marks with jump locations labelled with  $e, e \pm 1$ . The relative spacing of the ticks is shown on a locally flat background.

the sheet of paper, computer screen etc. on which the figure is drawn.

The figure is also drawn to show that for any scale factor  $\underline{e}$  the spacing between adjacent points just to the left of the location  $0.1, \underline{e}$  is equal to the distance of the location  $0.1, \underline{e}$  from the origin. It shows that regions of  $2^{2^n} - 1$  points with spacing  $2^{n(2^{\underline{e}-1})}$  are separated by exponential jumps from adjacent regions of  $2^{2^n} - 1$  points with spacing  $2^{n(2^{(\underline{e}\pm 1)-1})}$ . Here  $\underline{e}$  is any integer.

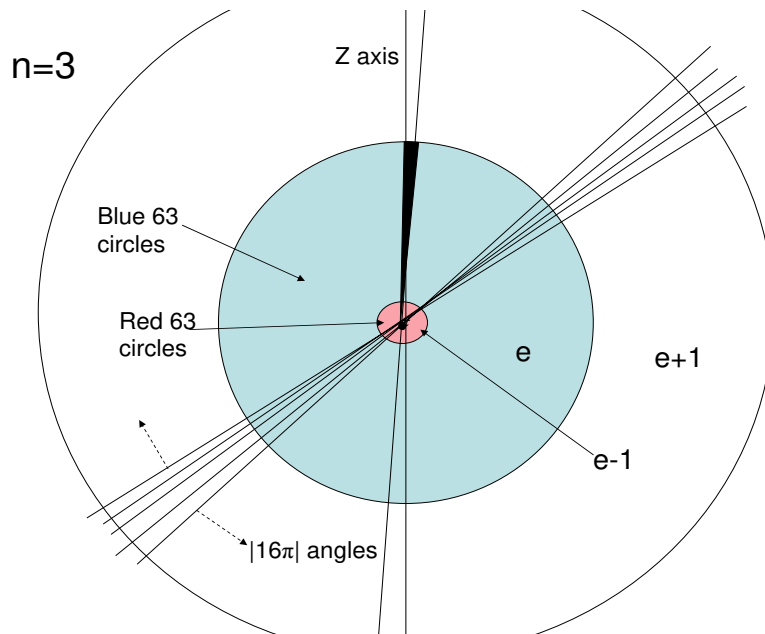
The figure also shows the exponential crowding of the points towards the origin at 0. As a point of accumulation, 0 is different from all other points. It is unique in having no nearest neighbors. This suggests that the origin is a space singularity or hole.



**Figure 3.** A two dimensional Cartesian plot of points in  $R_n$  space for  $n = 1$ . The intersections of the lines denote space points and the intersections of thick lines with any line denote singularities.

A cartesian coordinate plot in 2 dimensional  $R_n$  space for  $n = 1$ , Figure 3, shows these properties. In addition there are two types of singularities present. There is one two dimensional one at the origin and there are many one dimensional ones on the coordinate axes. In three dimensions there are three types of singularities, one three dimensional one at the origin, many two dimensional ones on the coordinate axes, and many one dimensional ones on the coordinate planes.

Figure 4 shows a plot of polar coordinates in 2 dimensional  $R_n$  space for  $n = 3$ . One sees that there is an



**Figure 4.** Polar coordinates for  $R_n$  space for  $n = 3$ . The blue and red sections each contain 63 concentric circles intersected by  $|2^n \times 2\pi| = |16\pi|$  radii and an infinite number of radii crowded exponentially towards the  $z$  axis. This is shown by the black wedge. There are an infinite number of circular sections also crowding exponentially to the origin.

infinite series of circular sections  $R_{n,\underline{e}}$ , one for each value of  $\underline{e}$ . Each of these sections contains  $2^{2n} - 1 = 63$  concentric circles intersected by an infinite number of radii. However one is mainly interested in the radii with angular values in the numbers  $R_{3,0}$ . There are  $|2^n \times 2\pi|$  of these radii. These are shown in the figure. Note that the intersections of the radii and circles are the space locations.

The radial depth of each section in the figure is smaller by a factor of  $2^{2n} = 64$  than the one outside it. Thus the red section in the figure is smaller by a factor of 64 than the blue one. Note that the circle outside the blue section is just the adjacent circle in the next section. The full section would contain 63 circles out to a radius 64 times larger than that of the blue section. There is also an infinite sequence of exponentially shrinking radial sections, each with 63 circles, towards the origin.

The singularities consist of one at the origin and infinitely many others with one at the intersection of each circle with the  $z$  axis. This is shown by the black narrow wedge in the figure.

Spherical coordinates in 3 dimensions are obtained by a  $2\pi$  azimuthal rotation of the two dimensional picture. Each 2 dimensional circle becomes a 3 dimensional sphere. There are an infinite number of azimuthal angles, but just as in the case of the polar angles one is mainly interested in the  $|2^n \times 2\pi|$  azimuthal angles for the scale factor  $\underline{e} = 0$  for the angular coordinates. The reason is that these cover the azimuthal angular range of 0 to  $2\pi$  in increments of  $2^{-n}$ . It follows that each concentric sphere is intersected by  $|2^n \times 2\pi| \times |2^n \times \pi|$  radius vectors, one for each pair of angles.

An infinite number of azimuthal angles concentrate exponentially near the  $\phi = 0$  plane. The singularities consist of one at the origin, a line of 2 dimensional singularities along the  $z$  axis, and a plane of 1 dimensional singularities for  $\phi = 0$ . Note that the 2 and 1 dimensional singularities are one sided. Also the differences between point locations for Cartesian and spherical systems and between those in the figures and in the usual  $R$  space become unobservable as  $n$  gets large.

A transformation can be defined on  $R_n$  space that is based on the ordering of the numbers in  $R_n$ . Let  $x_{\underline{s}, 2n\underline{e}}$  be a one dimensional component of a point in  $R_n$  space relative to some coordinate system. Here  $\underline{s}$  is a length  $2n$  binary string with the "binal point" separating the  $n$ th and  $n+1$ st elements of  $\underline{s}$ . A location in 3 dimensional space is described by a triple of these components.

The basic ordering on the numbers in  $R_n$  is defined by<sup>3</sup>

$$f_{<}(\underline{s}, 2n\underline{e}) = \begin{cases} (\underline{s}, 2n\underline{e}) + (\underline{01}, 2n\underline{e}) & \text{if } \underline{s} \neq \underline{1} \\ (\underline{01}, 2n(\underline{e} + 1)) & \text{if } \underline{s} = \underline{1} \end{cases} \quad (3)$$

Here  $\underline{1}$  is the constant 1 string and  $\underline{01}$  is the string of all 0s except the last or  $2n$ th element which is a 1. Note that the zero strings  $\underline{0}, 2n\underline{e}$  are not in the domain or range of  $f_{<}$ .

The above definition is for positive  $\underline{s}$ . for negative  $-\underline{s}$  the corresponding definition is

$$f_{<}(-\underline{s}, 2n\underline{e}) = \begin{cases} (-\underline{s}, 2n\underline{e}) + (\underline{01}, 2n\underline{e}) & \text{if } \underline{s} \neq \underline{01} \\ (-\underline{1}, 2n(\underline{e} - 1)) & \text{if } \underline{s} = \underline{01} \end{cases} \quad (4)$$

Note that, in line with the usual order properties of integers,  $f_{<}$  applied to positive numbers increases their magnitude. It decreases the magnitude of negative numbers.

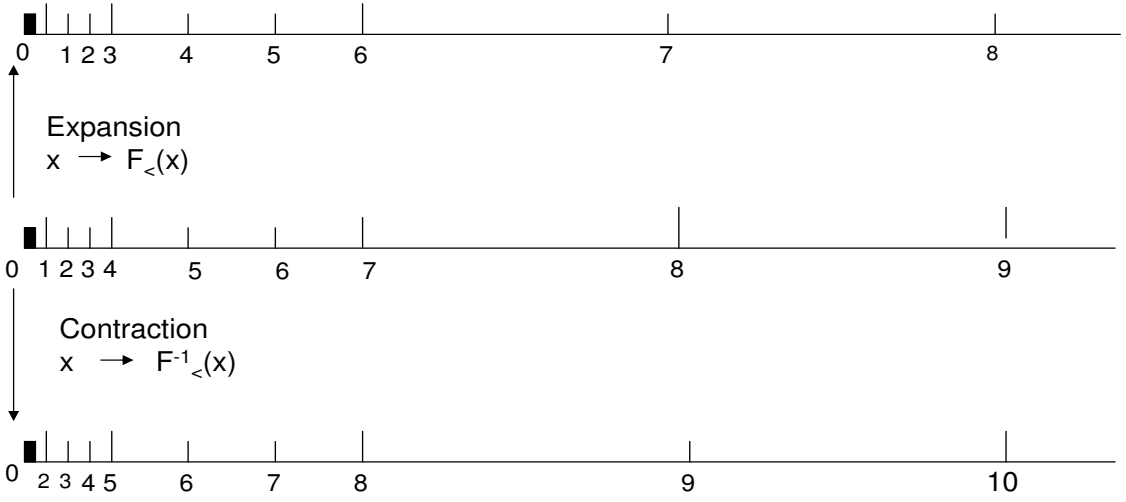
The inverse operation  $f_{>} = f_{<}^{-1}$  can be defined from  $f_{<}$  by

$$f_{>}(f_{<}(\underline{s}, 2n\underline{e})) = (\underline{s}, 2n\underline{e}). \quad (5)$$

The definition of  $f_{<}$  on negative  $\underline{s}$  is related to the inverse  $f_{>}$  by

$$f_{<}(-\underline{s}, 2n\underline{e}) = -(f_{>}(\underline{s}, 2n\underline{e})). \quad (6)$$

This says that moving along with the ordering on negative numbers is equivalent to moving opposite to the ordering on the positive numbers and changing the sign.



**Figure 5.** Action of  $F_<$  and its inverse on radii and positive Cartesian coordinate locations. Points are distinguished by numbers under the tick marks.

These definitions can be used to define a transformation  $F_<$  on  $R_n$  space by

$$F_<(x_{\underline{s}, 2n\underline{e}}) = x_{f_<(\underline{s}, 2n\underline{e})}. \quad (7)$$

$F_<$  has an inverse,  $F_> = F_<^{-1}$  defined in the obvious way.

The action of  $F_<$  is shown in Figure 5 for positive coordinate values, such as radii or positive Cartesian locations. The numbers under the locations serve as distinguishing labels. The figure shows that the action of  $F_<$  and of its inverse correspond to expansion and contraction of  $R_n$  space. This is shown by the motion of points away from the origin under  $F_<$  and towards the origin under  $F_<^{-1}$ . Scale invariance is shown by the same locations of the tick marks on each of the three lines, relative to the locally flat background on which the figure is drawn.

The origin is unique in that it is the only point whose location is unchanged under expansions or contractions. In this sense it, or an arbitrarily small neighborhood around the origin, can be regarded as a source or sink of space points for expansions or contractions respectively.

#### 4. INFLATIONARY COSMOLOGY ON $R_N$ SPACE

Here the description of inflationary cosmology is limited to showing that  $R_n$  space is a suitable framework for describing elementary aspects of the big bang, inflation, and the redshift or Hubble expansion after the inflation. No physical theory will be given to support the dynamical model used.

In usual  $R$  space time, inflationary cosmology is based on the Friedmann Robertson Walker (FRW) equation<sup>4</sup> for the distance element

$$ds^2 = c^2 dt^2 - A(t) \left[ \frac{dr^2}{\sqrt{1 - kr^2}} + r^2 (d^2\theta + \sin^2\theta d^2\phi) \right]. \quad (8)$$

Here  $k = 0$  for asymptotically flat space will be chosen.

A space singularity at  $t = 0$ , that contains all space and explodes at  $t = 0$ , corresponds to the Big Bang. An inflationary era, with exponential expansion given by

$$A(t) = e^{Ht}, \quad (9)$$

begins almost immediately. Here  $H$  is the inflationary Hubble constant. During this period the universe expands by a factor of at least  $10^{50}$  in about  $10^{-23}$  seconds.<sup>5</sup> Inflation ends with a sudden drop in

$$H(t) = \dot{A}/A(t)$$

to a present value of  $H = 71 \pm 7 \text{ km/sec/mpc}$ .<sup>7</sup> This gives the redshift.

The success of inflation is based on the solution of several problems in the standard big bang cosmology. Included is the horizon problem, the flatness problem, and the large scale galactic clumping problem.<sup>4-6, 8, 9</sup> These problems are based on the need to explain the large scale uniformity of the universe, the asymptotic flatness of space, and the large scale clumping of galaxies. Details are given in the literature referenced above. Here it is sufficient to note that these problems are solved by a brief period of superluminal exponential expansion of both the observable universe and the horizon distance.

Here it will be seen that a constant iteration rate of  $F_{<}$ , coupled with a time dependence of the scale factor  $\underline{e}$  and  $n$ , gives a superluminal expansion velocity to part of  $R_n$  space. This is referred to here as inflation on  $R_n$  space.

One begins with the Big Bang. This sets the cosmological time at  $t = 0$  and a location that is a  $3d$  singularity or coordinate origin in  $R_n$  space. Only the origin appears as space is isotropic. This breaks the scale invariance as all of space is concentrated in a small region around the origin.

The method used here is to limit the scale factor  $\underline{e}$  in  $R_n$  space to be less than some time dependent maximum  $\underline{e}_{max}(t)$ . Then at time  $t$   $R_n$  space is limited to points  $x_{\underline{e}, 2n\underline{e}}$  where  $\underline{e} \leq \underline{e}_{max}(t)$ .

The initial conditions at  $t = 0$  are given by

$$\begin{aligned} \underline{e}_{max}(0) &= \underline{e}_0 \\ n &= n_0 \end{aligned} \tag{10}$$

where  $\underline{e}_0$  is negative or possibly 0. Note that the restriction on  $\underline{e}$  does not apply to the numbers in  $R_n$ . It applies to the locations in  $R_n$  space only. At  $t = 0$  all  $R_{n_0}$  space is confined to a region of radius  $2^{n_0(\underline{e}_0+1)}$  around the origin.

The dynamics of inflation is described here by repeated iteration of  $F_{<}$  on the radial components of space only. The iteration rate will be taken here to be constant with rate constant  $\beta$ . After time  $t$   $|\beta t|$  denotes the number of iterations with  $F_{<}^{|\beta t|}$  the corresponding map on  $R_{n_0}$  space.

The constant iteration rate is chosen here because it is simple and is sufficient to give an inflation to superluminal velocities in  $R_n$  space. If desired one may choose more complex time dependent iteration rates for investigation. However the simple constant iteration rate assumption is sufficient for illustrative purposes.

The important point here is that a constant iteration rate of  $F_{<}$  gives an exponential expansion rate of space. After  $m(2^{2n_0} - 1)$  steps, distances expand by a factor of  $2^{2n_0 m}$ . This can be seen from Fig. 5. After a time  $t$  with  $|\beta t| = m(2^{2n_0} - 1)$ , distances expand by a factor of  $2^{2n_0 m}$ . This is the source of inflation in  $R_{n_0}$  space.

A space expansion factor corresponding to  $A(t)$  in the FRW equation, Eq. 8, can be defined here. To this end let  $D(x_2, x_1, 0)$  be the distance between points  $x_2, x_1$  at step or time 0. The distance  $D(x_2, x_1, j)$  at step  $j$  is related to that at step 0 by

$$D(x_2, x_1, j) = A(j)D(x_2, x_1, 0). \tag{11}$$

where  $A(j) = A(|\beta t|)$  is equivalent to  $A(t)$  in the FRW equation.

However, unlike the FRW  $A(t)$ ,  $A(j)$  depends on  $x_2$  and  $x_1$ . This is a consequence of the structure of  $R_{n_0}$  space as a collection of scale sections  $R_{n_0, \underline{e}}$  over an infinite number of  $\underline{e}$  values. Also the fact that the distance metric  $D$  is a map into the numbers  $R_{n_0}$  with their arithmetic, influences the values of  $A(j)$ . For example, if  $x_2$  is in  $R_{n_0, \underline{e}_2}$  and  $x_1$  is in  $R_{n_0, \underline{e}_1}$  and  $\underline{e}_2 - \underline{e}_1 \geq 2$ , then  $D(x_2, x_1, j) = D(x_2, 0, j)$  which is the distance of  $x_2$  from the origin. These relations hold for any  $n$ , not just  $n_0$ .

It is useful to note that  $A(j)$  can be expressed as an iterative product of factors  $a(j+1, j)$  according to

$$A(j+1) = a(j+1, j)A(j). \tag{12}$$



Based on this one has

$$D(x_2, x_1, j+1) = a(j+1, j)D(x_2, x_1, j). \quad (13)$$

The expansion velocity  $V(x_2, x_1, j)$  of the distance between  $x_2, x_1$  at step  $j$  is given by

$$V(x_2, x_1, j) = \frac{a(j+1, j) - 1}{\Delta j} D(x_2, x_1, j). \quad (14)$$

The equivalent equations for the time  $t$  are obtained by setting  $j = |\beta t|$ ,  $j+1 = |\beta(t + \beta^{-1})|$  and replacing  $\Delta j = 1$  by  $\Delta t = \beta^{-1}$ .

The values of  $V(x_2, x_1, j)$  vary widely depending on the relationship between  $x_2$  and  $x_1$ . If  $x_1 = 0$  then  $V(x_2, x_1, j)$  is constant for  $2^{2n_0} - 1$  steps, then an increase by a factor of  $2^{2n_0}$  and then constant at the higher level. If  $x_2, x_1$  are on the same radius vector in the same scale section  $R_{n_0, \underline{e}}$ , then  $V(x_2, x_1, j) = 0$  for some  $j$  and very large for other  $j$ .

These features can be seen by examining the points in Fig. 4. The expansion velocity of point 4, (centerline) from the origin is constant for 3 steps until it reaches the location of point 7. Then it jumps by a factor of 4 and is constant at the higher value for another 3 steps. The expansion velocity of the distance between points 4 and 5 is 0 for 3 steps until the point 5 reaches the location 7 and 4 reaches location 6. Then the velocity jumps to high values and back down as point 6 moves to 7 and 7 moves to 8.

The expansion velocity, averaged over  $2^{2n_0} - 1$  steps, increases exponentially. To see this define the averaged velocity by

$$\langle V(x_2, x_1, m) \rangle = \frac{A(2^{2n_0} - 1) - 1}{2^{2n_0} - 1} D(x_2, x_1, j_m) \quad (15)$$

where  $j_m = m(2^{2n_0} - 1)$  and  $A(2^{2n_0} - 1) = \prod_{q=j_m}^{j_m+2^{2n_0}-1} a(q+1, q)$ . Since  $A(2^{2n_0} - 1) = 2^{2n_0}$  independent of  $j_m$ , or of any  $j$  value, one has

$$\langle V(x_2, x_1, m) \rangle = D(x_2, x_1, j_m). \quad (16)$$

This gives

$$\langle V(x_2, x_1, m+1) \rangle = 2^{2n_0} \langle V(x_2, x_1, m) \rangle \quad (17)$$

In terms of the time one has

$$\langle V(x_2, x_1, t_{m+1}) \rangle = 2^{2n_0} \langle V(x_2, x_1, t_m) \rangle \quad (18)$$

where  $|\beta t_m| = m(2^{2n_0} - 1)$ .

It follows that at some time  $t$  the average expansion velocity will be greater than  $c$ , the velocity of light. It is of interest to determine the relation between the duration  $t_I$ , of inflation, which here is the era of the exponential expansion described above, and the number of superluminal locations at time  $t_I$ . To this end recall that  $R_{n_0}$  space consists of an infinite sequence of concentric spherical shells,  $R_{n_0, \underline{e}}$  each containing  $(2^{2n_0} - 1)|2^{n_0}\pi||2^{n_0+1}\pi|$  points. At time 0 the band  $R_{n_0, [\underline{e}_0 - \Delta, \underline{e}_0]}$  of  $\Delta$  scale sections  $R_{n_0, \underline{e}}$  with  $\underline{e}_0 - \Delta < \underline{e} \leq \underline{e}_0$  has  $N_\Delta$  locations where

$$N_\Delta = \Delta(2^{2n_0} - 1)|2^{n_0}\pi||2^{n_0+1}\pi| \quad (19)$$

The least number of steps  $j_I = m_I(2^{2n_0} - 1)$  to give all locations in  $R_{n_0, [\underline{e}_0 - \Delta, \underline{e}_0]}$  velocities  $> c$  from the big bang origin is obtained from the velocity inequality  $\beta d \times 2^{n_0(2(\underline{e}_0 - \Delta + m_I) + 1)} > c$ . The result is

$$m_I \geq -\underline{e}_0 + \Delta + \frac{\log_2(\beta d)^{-1}c}{2n_0} + \frac{1}{2}. \quad (20)$$

Here  $d$  is a unit distance parameter. It is needed to make  $(\beta d)^{-1}c$  a ratio of velocities and a pure number. Note that the least time  $t_I$  is given by  $j_I = |\beta t_I|$ .

It turns out that one can determine from the above relations the value of  $\Delta$  that maximizes inflation efficiency in that it maximizes the value of  $N_\Delta$  for given  $j_I$  or  $t_I$ . The maximally efficient  $\Delta$  is given by

$$\Delta = (-\underline{e}_0 + \frac{\log_2(\beta d)^{-1}c}{2n_0} + \frac{1}{2}). \quad (21)$$

Combining this with Eq. 20 gives

$$\Delta = \frac{m_I}{2} \quad (22)$$

So far one sees that a constant iteration rate  $\beta$  of  $F_<$  gives an exponentially expanding space out from the origin. The above equation give the relations between the initial values of  $\underline{e}_0, n_0$  and the minimal time needed to accelerate all points in the band  $R_{n_0, [\underline{e}_0 - \Delta, \underline{e}_0]}$  to superluminal velocities away from the origin. At time  $t_I$   $R_{n_0}$  space is a finite sphere with radius  $2^{n_0(2(\underline{e}_0 + m_I) + 1)}$ . It contains an infinite number of scale sections  $R_{n_0, \underline{e}}$  where  $\underline{e} \leq \underline{e}_0 + m_I$ . The space does not look anything like the usual  $R$  space due to the presence of exponential jumps at the boundaries of each scale section.

Another problem is that the model presented so far gives no way to stop inflation. This is clearly necessary because inflation took place only during the earliest part of the 14.4 billion years of cosmic evolution,

Both these problems are taken care of here by making  $n$  time dependent. That is  $n = n(j) = n(|\beta t|)$ . This is a much more fundamental time dependence than that of the scale factor. The reason is that it means that the numbers  $R_{n(t)}$  and  $C_{n(t)}$ , and all physical theories based on these numbers, become time dependent. Since there is no empirical evidence for such a time dependence one must ensure that it is completely invisible at the present time.

The model chosen here to solve these problems and stop inflation is a time dependence given by

$$\begin{aligned} n(t) &= n_0 && \text{if } 0 \leq t \leq t_I \\ n(t) &\rightarrow n_I \gg n_0 && \text{if } t \geq t_I + \delta. \end{aligned} \quad (23)$$

For simplicity in the following  $\delta = 0$  will be assumed. This makes the time dependence of  $n$  a simple step function of the time with  $n(t) = n_0$  if  $t \leq t_I$  and  $n(t) = n_I$  if  $t \geq t_I$ .

The main conditions on  $n_I$  are that it should be such that inflation stops at  $t = t_I$  and that the band  $R_{n_0, [\underline{e}_0 - \Delta, \underline{e}_0]}$  is contained in the scale section  $R_{n_I, 0}$  of  $R_{n_I}$  space. The stopping of inflation follows from the drop of the expansion velocity  $V$  from values  $> c$  to

$$V = \beta d 2^{-n_I} \quad (24)$$

at time  $t_I$ . This is based on a separation distance of  $2^{-n_I} d$  between adjacent radial points in  $R_{n_I}$  space and a constant iteration rate  $\beta$ , of  $F_<$ .

The stopping of inflation can also be seen quite clearly by replacing the exact expression for the expansion factor  $A(t) = A(|\beta t|)$  by an exponential approximation

$$A(t) = 2^{H_n |\beta t|}. \quad (25)$$

The expansion coefficient  $H_n = 2n/(2^{2n} - 1)$  is such that this approximation equals the exact expression at each time  $t$  where  $|\beta t| = m(2^{2n} - 1)$  for some  $m$ . From this viewpoint inflation ends when  $H_n$  drops from  $2n_0/(2^{2n_0} - 1)$  to  $2n_I/(2^{2n_I} - 1)$ .

The containment requirement gives a lower limit for  $n_I$  :

$$n_I \geq 2n_0\Delta + \log_2(\beta d)^{-1}c + 2n_0. \quad (26)$$

This requirement on  $n_I$  is sufficient to satisfy the condition that the scale section  $R_{n_I, 0}$  be experimentally indistinguishable from the usual  $R$  space. This means that no exponential jumps should be present over the range of experimentally accessible space and the discreteness should be too fine to be observed. These requirements translate to conditions on  $n_I$  in that the scale section contains no exponential jumps, except at its borders, and it extends from  $2^{-n_I}$  to  $2^{n_I}$  in  $2^{2n_I}$  steps of width  $2^{-n_I}$ . Note also that the scale section  $R_{n_I, 0}$  has many more space points than the band  $R_{n_0, [\underline{e}_0 - \Delta, \underline{e}_0]}$ .

## 4.1. Numerical Examples

It is quite useful to give some numerical examples to see how the model described here works. The following table gives a summary of some examples for different initial conditions as different values of  $\underline{e}_0$  and  $n_0$ . The values of  $\log_2(\beta d)^1 c = 20$  and  $\beta = 10^{-6} \text{sec}^{-1}$  are chosen arbitrarily and are the same for all table entries. From these values and the value for  $c$  one obtains that  $d = 0.03 \text{ cm}$ .

Table of Examples:

$\underline{e}_0$	$n_0$	$m_I$	$\Delta$	$R_{IO}$	$N_\Delta$	$n_I$	$R_{FO}$	$\tau_I$
-3	20	8	4	$10^{-30}$	$7 \times 10^{25}$	220	$10^{66}$	90days
-2	20	6	3	$10^{-18}$	$7 \times 10^{25}$	180	$10^{54}$	80days
-10	10	23	11	$10^{-57}$	$2 \times 10^{14}$	270	$10^{81}$	23sec
-5	10	13	6	$10^{-27}$	$1 \times 10^{14}$	160	$10^{51}$	13sec
-10	5	25	12	$10^{-28}$	$2 \times 10^8$	150	$10^{46}$	0.025sec
-5	5	15	7	$10^{-14}$	$1 \times 10^8$	100	$10^{31}$	0.015sec
-2	5	9	5	$10^{-5}$	$1 \times 10^8$	75	$10^{22}$	0.009sec
0	5	5	2	32	$4 \times 10^7$	55	$10^{17}$	0.005 sec
-10	3	28	14	$10^{-17}$	$1 \times 10^6$	110	$10^{33}$	0.002sec
-5	3	18	9	$10^{-8}$	$7 \times 10^5$	80	$10^{24}$	0.001sec
-2	3	12	6	0.002	$5 \times 10^5$	62	$10^{19}$	$8 \times 10^{-4} \text{sec}$

The table entries are based on values of other quantities needed to give superluminal expansion velocities to all points in the band  $R_{n_0, [\underline{e}_0 - \Delta, \underline{e}_0]}$ .  $m_I$  is given by Eqs. 20 and 21. The value of  $\Delta$  is given as the integer roundoff of  $\Delta = m_I/2$ .  $N_\Delta$  is the number of points in the band, and  $R_{IO} = 2^{n_0(2\underline{e}_0+1)}$  and  $R_{FO} = 2^{n_0(2(\underline{e}_0+m_I)+1)}$  are the outer radii of the band at the outset and at the time  $\tau_I$  when inflation stops after  $m_I$  increases in scale section values. The initial and final values for the innermost radius of the bands are given by  $R_{II} = 2^{n_0(2(\underline{e}_0-\Delta)+1)}$  and  $R_{FI} = 2^{n_0(2(\underline{e}_0-\Delta+m_I)+1)}$ . The value of  $n_I$  from Eq. 26 is the minimal value needed to satisfy the containment condition.

The table entries show that the value of  $m_I$  is quite sensitive to the value of  $\underline{e}_0$ . This is to be expected because most of the time is spent bringing the scale values of the band from negative values up to values  $\geq 0$ . This can be seen from the fact that  $m_I$  is only slightly larger than  $\Delta + |\underline{e}_0|$ .

The values of  $R_{FO}d$  should be regarded as the horizon radius of the universe after inflation. Since this is the radius of  $R_{n_0}$  space it is an upper bound to the radius of the observable universe at any time, including the end of inflation. Thus the horizon problem is avoided here. Note also that for several initial conditions the values of  $R_{FO}d$  are much greater than the radius of the present observable universe ( $\sim 10^{28} \text{cm}$ ). Also inflation factors  $R_{FO}/R_{IO}$  range from  $10^{138}$  down to  $10^{15}$ .

The times of inflation range from 90 days to  $< 10^{-3}$  secs for the table entries. These show that inflation in the model considered here is quite leisurely compared to the model of Guth<sup>8</sup> and Linde.<sup>9</sup> This model gives an inflation factor of about  $10^{50}$  in  $10^{-32}$  second,<sup>5</sup> which is much faster. Whether this difference is essential and inflation has to be so fast depends on future work.

Here if desired, inflation can be speeded up by increasing the value of  $\beta$  or requiring that the iteration rate of  $F_<$  be exponentially dependent on time. The point of the discussion here is to show that, with  $R_n$  space as a framework, this is not needed to achieve superluminal velocities.

The table entries also show that the value of  $N_\Delta$  is quite sensitive to the value of  $n_0$ . Large values of  $N_\Delta$  are desirable since this is the number of superluminal points that may act like seeds for regions in  $R_{n_I,0}$  space that start out at the end of inflation with no causal connection to the past. Here one notes that the number of points in  $R_{n_I,0}$  space is much greater than the number of points of  $R_{n_0}$  space that correspond to postinflationary seeds in  $R_{n_I,0}$  space.

Since physical systems at these seed locations were causally connected at the outset, they bring with them information and physical properties based on the past connections. This includes any uniformity or nonuniformity of properties. Since causal connections to the past are broken by inflation for the superluminal points, the systems at these locations can interact with others created at the nearby new points of  $R_{n_I,0}$  space and evolve independently of systems around other seed regions.

The table entries also show that the values of  $n_I$  are sensitive to the values of  $n_0$ . This is mainly a consequence of the containment requirement and the resulting lower bound on  $n_I$ , Eq. 26, used to compute the values. As noted before, this condition is quite strict as one really requires that the  $R_{n(t),0}$  section of  $R_{n(t)}$  space be experimentally indistinguishable from  $R$  space at the present time with  $n(t)$  at its present value which is greater than  $n_I$ .

One way to express the requirement of experimental indistinguishability is to require that  $n(t)$  be such that the range of the  $R_{n(t),0}$  section extend from the Planck length to the radius of the universe at the present time. This is equivalent to the condition

$$2^{2n(t)} \geq \frac{\text{Universe radius at present time}}{\text{Planck length}} \quad (27)$$

or  $n(t) \geq 102$ . The table shows that this condition is already satisfied for many entries. The other entries with lower values of  $n_I$  do not cause a problem as the Hubble expansion after the end of inflation can easily take care of the difference.

## 4.2. Hubble Expansion and the Redshift

After inflation ends the universe continues to expand and is doing so at present. This is shown by the redshift of light from distant galaxies with an expansion parameter or Hubble constant of  $71 \pm 7 \text{ km/sec/mpc}$ .<sup>7</sup> (A megaparsec is about  $3.26 \times 10^6$  light years.) Whether the universe expansion is slowing down or speeding up, due to the possible presence of dark energy, is a matter of much debate at present.<sup>10</sup>

Here the Hubble expansion is accounted for by a continuing increase in  $n(t)$  after inflation ends. The model used is based on replacing  $a(j+1, j)$  in Eq. 12 by

$$b(j+1, j) = a(j+1, j)e^{\epsilon \Delta n(j)}. \quad (28)$$

Here  $\Delta n(j) = n(j+1) - n(j)$  with  $j = |\beta t|$  and  $j+1 = |\beta(t + \beta^{-1})|$ . The corresponding change in the  $A(j)$  factors replaces  $A(j', j) = \prod_{q=j}^{j'} a(q+1, q)A(j)$  by  $B(j', j) = A(j', j)e^{\epsilon(n(j') - n(j))}$ . This holds for all  $j \geq j_I$  and  $j' \geq j$ .

Here to keep things simple the replacement is made after the end of inflation. However extending the use of the factor  $e^{\epsilon \Delta n}$  to all time before and after inflation is straightforward. For times up to  $t_I$  the factor contributes nothing. For the change at  $t_I$  of  $n$  from  $n_0$  to  $n_I$  an additional factor of  $e^{\epsilon(n_I - n_0)}$  is present. It will be seen that  $\epsilon$  is sufficiently small so that this factor also contributes almost nothing as  $e^{\epsilon(n_I - n_0)} \sim 1$ .

Again it must be emphasized that this model is chosen to show the suitability of  $R_n$  space as a framework for inflationary cosmology. No physical theory is given to support the choice. However a very naive justification for the factor  $e^{\epsilon \Delta n}$  can be provided by considering length  $2n$  binary strings as basic elements, such as a field of these strings. Excited states of these strings correspond to values of physical parameters or just numbers depending on which parameter is excited. If one assumes that the space occupied by the strings depends on  $n$ , then increasing  $n$  pushes space apart and increases the distance between points. In this view the value of  $\epsilon$  describes the rigidity of space or the resistance to being expanded.

As noted the time dependence of  $n(t)$  induces a time dependence of the numbers  $R_{n(t)}$  and on  $R_{n(t),0}$  space. (From now on the  $\underline{e} = 0$  space section  $R_{n(t),0}$  is referred to as  $R_{n(t),0}$  space.) For the numbers the change  $n \rightarrow n+1$  induces the change

$$R_n = \{\underline{s}_{[1,n]} \cdot \underline{s}_{[n+1,2n]}, 2n\underline{e}\} \rightarrow \{\underline{s}_{[1,n+1]} \cdot \underline{s}_{[n+2,2n+2]}, 2(n+1)n\underline{e}\} = R_{n+1}.$$

The corresponding change  $R_{n,0} \rightarrow R_{n+1,0}$  space maps each component location  $x_{\underline{s}_{[1,2n]},0}$  into  $x_{0s0_{[1,2n+2]},0}$ . Note the addition of one leading and one trailing 0. From Eq. 19 one sees that there are about 16 times as many points in  $R_{n+1,0}$  space as in  $R_{n,0}$  space. If  $\Delta$  is the distance between two points in  $R_{n,0}$  space the distance between the corresponding two points in  $R_{n+1,0}$  space is  $\Delta e^\epsilon$ . The distance between adjacent points on a radius vector (Fig. 5) in  $R_{n+1,0}$  space is  $e^\epsilon/4$  times the corresponding distance in  $R_{n,0}$  space. For adjacent points on the same sphere the corresponding factor is  $e^\epsilon/2$  for each angular coordinate.

The specific time dependent model for  $n(t)$  chosen here is that for a constant expansion rate:

$$n(t) = |\gamma(t - t_I)| + n_I. \quad (29)$$

Here  $\gamma$  is the rate constant and  $n(t + \gamma^{-1}) = n(t) + 1$ . The Hubble expansion parameter is obtained as the discrete form of  $\dot{A}(t)/A(t)$ . For  $t \geq t_I$  one gets

$$H = \gamma\epsilon. \quad (30)$$

The experimental value of  $H = 71 \pm 7 \text{ km/sec/mpc}^7$  gives

$$\gamma\epsilon = 7.3 \pm 6 \times 10^{-11} \text{ year}^{-1}. \quad (31)$$

One experimental prediction that follows from this is that the recession velocity of distant objects is a step function of the distance. This follows from the discreteness of the values of  $n(t)$ . If  $D$  is the distance of a galaxy, then the recession velocity is given by  $cL\epsilon$  where  $L = |D\gamma/c|$ . Clearly  $L = 0$  if  $D < \gamma/c$ .

The empirical data plotted as recession velocity against distance<sup>7</sup> do not show evidence of a step function. However there is considerable scatter among the points. The empirical data can be used to put an upper limit on  $\epsilon$  in that it must be sufficiently small so steps are not observed within experimental error. This puts a corresponding lower limit on  $\gamma$ , Eq. 31. A simple examination of the data plot given by Freedman<sup>7</sup> shows that a unit step increase of  $n(t)$  every 30 – 60 million years would not be observable. This gives an upper limit of  $\epsilon \leq 2 - 4 \times 10^{-3}$ .

## 5. SUMMARY AND DISCUSSION

A space and time was described that inherits the properties of numbers corresponding to  $2n$  figure outputs of measurements of physical quantities of infinite range. The space,  $R_n$  space, can be described as an infinite sequence of spherical scale sections  $R_{n,\underline{e}}$  where  $\underline{e}$  is any integer. Each section has the same number of points but the size of each region increases or decreases exponentially with increasing or decreasing  $\underline{e}$ . The center is a point of accumulation of the sections and is a space singularity.

A model of inflationary cosmology is described that is based on these properties of  $R_n$  space and time. The dynamics is described by iteration of a basic order preserving transformation  $F_{<}$  and a time dependence of  $n = n(t)$ . The properties of  $R_n$  space are such that iteration of  $F_{<}$  at a constant rate corresponds to an exponential expansion of space. The localization of space at the origin is done by requiring that at cosmological time  $t \sim 0$ ,  $R_n$  space is limited to scale sections  $R_{n,\underline{e}}$  with  $\underline{e} \leq \underline{e}_0$  a negative integer. Also the initial value,  $n_0$ , of  $n$  is a small positive integer.

Based on a constant iteration rate of  $F_{<}$ , inflation occurs naturally until the outermost  $\Delta$  scale sections are expanding away from the center at velocities  $> c$ , the velocity of light. At this time  $t_I$  the value of  $n = n(t)$  is increased from  $n_0$  to  $n_I > n_0$ . Inflation stops because the increase in  $n$  drops the expansion velocities from values  $> c$  to  $2^{-n_I} \beta d$ .

The value of  $n_I$  is determined by the requirement that at time  $t_I$  the outermost  $\Delta$  scale sections must be contained in the 0 scale section  $R_{n_I,0}$  of  $R_{n_I}$  space. This requirement is needed if one requires that, at time  $t_I$ ,  $R_{n_I}$  space is experimentally indistinguishable from the usual continuum  $R$  space.

The post inflationary Hubble expansion and redshift are accounted for by a continued increase of  $n$  and a corresponding expansion factor of  $e^{\epsilon \Delta n}$ . If  $\gamma$  is the constant increase rate of  $n(t)$  where  $n(t + \gamma^{-1}) = 1 + n(t)$ , then

the Hubble constant  $H = \epsilon\gamma$ . The present value of the Hubble constant  $71 \pm 7 \text{ km/sec/mpc}^7$  gives a numerical relation between  $\gamma$  and  $\epsilon$ .

The discrete nature of  $n$  means that a plot of the recession velocity against distance should be a step function with steps of size  $\epsilon$  and frequency  $\gamma$ . Examination of the literature data<sup>7</sup> shows no such step function within the accuracy of the data. The accuracy is such that the data sets a lower limit on  $\gamma$  of a unit increase in  $n$  every 30 – 60 million years.

Probably the most important point of this work is to show the suitability of  $R_n$  space and time as a framework for inflationary cosmology. No physical theory was provided to justify the choice of the dynamical model. Future work includes the need to provide such a theory or to tie this model in with other work. In addition there are other outstanding issues. One is that this work was limited to sequences of even  $2n$  length. The treatment needs to be extended to cover sequences of an odd length. Also extension to numerical bases other than binary needs to be considered.

On a more speculative note one needs to investigate if the seed locations that correspond to two and one dimensional singularities in  $R_{n_0}$  space can serve as seeds for galactic black holes in  $R_{n_I,0}$  space.

### Acknowledgements

This work was supported by the U.S. Department of Energy, Office of Nuclear Physics, under Contract No. W-31-109-ENG-38.

### REFERENCES

1. E. Wigner, *Commum. Pure and Applied Math.* **13** 001 (1960), Reprinted in E. Wigner, *Symmetries and Reflections*, (Indiana Univ. Press, Bloomington IN 1966), pp 222-237.
2. P. Benioff, *Quantum Information Processing*, **1** 495, (2002), Archives: quant-ph/0210211; *Foundations of Physics*, **32**, 989, (2002)
3. P. Benioff, Archives: quant-ph/0403209.
4. R. Brandenberger, Archives: hep-ph/9910410; hep-ph/0101119.
5. A. H. Guth and P. Steinhardt, The Inflationary Universe, in *The New Physics*, P. C. W. Davies, Editor, Cambridge University Press, New York, 1989, pp. 34-60.
6. G. S. Watson, Archives: astro-ph/0005003.
7. W. L. Freedman, *Phys. Rept.* **333** 13-31, (2000), Archives: Astro-ph/9909076.
8. A. H. Guth, *Phys. Rev. D*, **23**, 347-356, 1981.
9. A. D. Linde, *Physics Letters*, **108B** 389-393, (1982).
10. N. Bahcall, J. P. Ostriker, S. Perlmutter, P. J. Steinhardt, *Science*, **284** 1481-1488, (1999).