

Probing tiny motions of nanomechanical resonators: classical or quantum mechanical?

L.F. Wei,^{1,2} Yu-xi Liu,¹ C.P. Sun,^{1,3} and Franco Nori^{1,4}

¹Frontier Research System, The Institute of Physical and Chemical Research (RIKEN), Wako-shi, Saitama, 351-0198, Japan

²IQOQI, Department of Physics, Shanghai Jiaotong University, Shanghai 200030, China

³Institute of Theoretical Physics, The Chinese Academy of Sciences, Beijing, 100080, China

⁴Physics Department, MCTP, CSCS, The University of Michigan, Ann Arbor, Michigan 48109-1040

(Dated: October 25, 2018)

We propose a spectroscopic approach to probe tiny vibrations of a nanomechanical resonator (NAMR), which may reveal classical or quantum behavior depending on the decoherence-inducing environment. Our proposal is based on the detection of the voltage-fluctuation spectrum in a superconducting transmission line resonator (TLR), which is *indirectly* coupled to the NAMR via a controllable Josephson qubit acting as a quantum transducer. The classical (quantum mechanical) vibrations of the NAMR induce symmetric (asymmetric) Stark shifts of the qubit levels, which can be measured by the voltage fluctuations in the TLR. Thus, the motion of the NAMR, including if it is quantum mechanical or not, could be probed by detecting the voltage-fluctuation spectrum of the TLR.

PACS numbers: 85.85.+j, 03.67.Mn, 42.50.Lc

Introduction.— Since the beginning of quantum theory, many researchers have tried to monitor macroscopic quantum effects with mechanical resonators (see, e.g., [1]). This relates to the debate on the quantum-classical mechanics boundary for macroscopic objects and the mechanisms of quantum decoherence [2]. Besides superconductivity and Bose-Einstein condensates, quantum oscillations of nanomechanical resonators (NAMRs) could also provide an attractive platform for experimentally testing quantum phenomena at macroscopic scales. Furthermore, reaching the quantum limit of mechanical motions could open new avenues of technology [3], in, e.g., high precision measurement, quantum computation, and even gravitational wave detection.

A mechanical resonator may reveal either quantum or classical behavior, depending on the decoherence-inducing environment [2]. Phenomenologically (see, e.g., Ref. [4]), if the energy ($h\nu$) of the vibration (with frequency ν) quanta is larger than the thermal energy $k_B T$, then the mechanical oscillation could be regarded as quantum mechanical. NAMRs with low thermal occupation number have recently been experimentally studied [4, 5]. These nanodevices, containing 10^{10} – 10^{12} atoms, work at very low temperatures (in the mK-range) and sufficiently high frequencies (GHz-range), approaching the quantum limit. A formidable challenge (see, e.g., [4, 5]) in this field is how to sensitively detect the quivering of the detected nanodevice, and *quantitatively* verify whether it is quantum mechanical or not. Indeed, it is difficult to *directly* detect [5, 6] the tiny displacements of a NAMR, vibrating at GHz frequencies, using the available displacement-detection techniques. Also, the usual position-measurement method is ultimately limited by the always-present “zero-point motion” fluctuations in the quantum regime [1].

Here, we propose a promising *indirect* method to detect the mechanical oscillation of a NAMR approaching its quantum limit. Instead of attempting to further improve the sensitivity of the usual force/displacement detection [5] or to redesign the tested nanostructure [4], our proposal is based on the detection of the voltage-fluctuation spectrum in a superconducting transmission line resonator (TLR). A controllable Josephson

qubit, acting as a quantum electro-mechanical transducer [7], is used to couple the NAMR to the TLR. Our approach is conceptually similar to that in quantum optics for verifying the field quantization in a cavity [8], and provides a *quantitative test* to distinguish the two types of mechanical motions: either *quantum or classical*. Namely, compared to the spectrum of the TLR without a NAMR, the *classical* motion of the NAMR only *symmetrically* increases the vacuum Rabi splitting, while the *quantum* motion of the NAMR *further shifts* the positions of the peaks to the right. Physically, this difference originates from the commutativity of the classical variables α and α^* , for classical oscillators, as opposed to the noncommutativity of the corresponding bosonic operators \hat{b} and \hat{b}^\dagger for quantum oscillators. Thus, for large detuning, the classical (quantum) NAMR symmetrically (asymmetrically) shifts the qubit levels. The symmetric shifts enlarge the vacuum Rabi splitting symmetrically, and the *additional* displacement of the excited level in the asymmetric Stark shifts, induced by the *quantum* NAMR, further shifts the peaks to the right.

Model.— We consider a simple circuit quantum electrodynamics (CQED) system [9, 10] schematically sketched in Fig. 1. A Josephson qubit [11], formed by two Cooper-pair boxes connected via two identical Josephson junctions (with capacitance c_J and Josephson energy ϵ_J), is capacitively coupled to a TLR (of total capacitance C_t , length L), via a capacitance C_0 , and an electrostatically-modulated NAMR (of mass m and frequency ω_R), via a capacitance $C_x = C_d(1+x/d)^{-1}$. The oscillating NAMR (driven, e.g., by an external force pulse) modulates the gap (with displacement x around the equilibrium distance d), and thus the coupling capacitance C_x between the NAMR plate and the bottom Cooper-pair box. Here, C_d is the gate capacitance between the non-oscillating NAMR plate (corresponding to $x = 0$) and the bottom Cooper-pair box, which is biased by the gate-voltage V_g via the gate capacitance C_g . We assume $C_J = 2c_J \ll C_0 = C_d = C$ to safely neglect the *direct* interaction between the NAMR and the TLR; their *indirect* connection is realized by simultaneously coupling to the common qubit, acting as a switchable quantum transducer. The total excess Cooper-pair

number n_t in the two boxes (the bottom “b” and upper “u” ones) is $n_t = n_b + n_u = 1$; and $|\downarrow\rangle = |n_b = 1, n_u = 0\rangle$ and $|\uparrow\rangle = |n_b = 0, n_u = 1\rangle$ are the two typical charge states. Near the degenerate point (i.e., $V_x + V_g \approx 0$), this device [11] forms a good two-level artificial “atom”, described by the pseudo-spin operators $\sigma_z = |e\rangle\langle e| - |g\rangle\langle g|$, $\sigma_+ = |e\rangle\langle g|$, and $\sigma_- = |g\rangle\langle e|$, with $|g\rangle = \cos(\alpha/2)|\uparrow\rangle + \sin(\alpha/2)|\downarrow\rangle$ and $|e\rangle = -\sin(\alpha/2)|\uparrow\rangle + \cos(\alpha/2)|\downarrow\rangle$, and $\tan \alpha = E_J/\omega_0$. The “atomic” eigenfrequency $\omega_0 = (E_C^2 + E_J^2)^{1/2}$ could be controlled by the applied gate voltages V_g , V_x , and the biasing external flux Φ_e . In fact, $E_C = eC(V_g + V_x)/(2C_J + C)$ and $E_J = 2\varepsilon_J \cos(\pi\Phi_e/\Phi_0)$, with $\Phi_0 = h/2e$.

The Hamiltonian of our CQED system can be written as

$$H = H_S + \nu \hat{a}^\dagger \hat{a} + \lambda(\sigma_+ \hat{a} + \sigma_- \hat{a}^\dagger) + H_{\text{TLR-bath}} + H_{\text{q-bath}}, \quad (1)$$

with $\hbar = 1$. Depending on the different motions of the NAMR, the first term in Eq. (1) takes the different forms: (i) $H_S = \omega_0 \sigma_z / 2 = H_N$ for the no-oscillation case “N” — when the NAMR plate does *not* oscillate; (ii) $H_S = H_N + \zeta[\sigma_+ \exp(-i\omega_R t) + \sigma_- \exp(i\omega_R t)] = H_C$ for the classical case “C” — the NAMR plate oscillates classically with frequency ω_R ; and (iii) $H_S = H_N + \omega_R \hat{b}^\dagger \hat{b} + \zeta(\sigma_+ \hat{b} + \sigma_- \hat{b}^\dagger) = H_Q$ for the quantum case “Q” — the NAMR plate oscillates quantum-mechanically with frequency ω_R , respectively. All higher-order terms of x/d have been neglected [12], as the quivering x of the NAMR is sufficiently small (compared to d), e.g., $x/d \sim 10^{-6}$. The second- and third terms in Eq. (1) describe a selected bare mode with frequency ν in the TLR and its coupling ($\propto \lambda$) to the qubit. The coupling strengths λ and ζ , listed above, are $\lambda = -\sqrt{\nu/C_t} eC \sin \alpha / (2C_J + C)$ and $\zeta = \sqrt{1/(2m\omega_R)} eC V_x \sin \alpha / [2d(2C_J + C)]$, respectively. Under the usual rotating-wave approximation, we have also neglected the rapidly-oscillating terms $\sigma_- \exp(-i\omega_R t)$, $\sigma_+ \exp(i\omega_R t)$ (in the couplings of the qubit to the classical NAMR), $\sigma_- \hat{b}$, $\sigma_+ \hat{b}^\dagger$ (in the couplings of the qubit to the quantum-mechanical NAMR), and $\sigma_+ \hat{a}^\dagger$, $\sigma_- \hat{a}$ (in the interaction between the qubit and the TLR). Dissipation in the NAMR determines [2] the vibrational modes of the NAMR: classical or quantum mechanical, and thus the form of H_S . While dissipation in the selected TLR mode and the Josephson qubit *directly* influences the voltage-fluctuations in the TLR. Here, we describe these two dissipations via the last two terms of Eq. (1): $H_{\text{TLR-bath}} = \sum_j (\omega_j \hat{c}_j^\dagger \hat{c}_j + u_j \hat{c}_j \hat{a}^\dagger + u_j^* \hat{c}_j^\dagger \hat{a})$ and $H_{\text{q-bath}} = \sum_k (\omega_k \hat{d}_k^\dagger \hat{d}_k + v_k \hat{d}_k \sigma_+ + v_k^* \hat{d}_k^\dagger \sigma_-)$, with $\{\hat{c}_j, \hat{c}_j^\dagger, j = 1, 2, 3, \dots\}$ and $\{\hat{d}_k, \hat{d}_k^\dagger, k = 1, 2, 3, \dots\}$ being the corresponding bosonic operators of two independent reservoirs: c -bath and d -bath, respectively. Also, u_j (or v_k) is the coupling between the selected TLR mode (or qubit) and the j th (or k th) mode of the c - (or d -) bath.

A central motivation of the present work is to detect the motion of the NAMR by measuring the correlation spectrum

$$S_V(\omega) = \frac{1}{2\pi} \int_{-\infty}^{+\infty} d\tau e^{i\omega\tau} \langle \hat{V}(y, t) \hat{V}(y, t + \tau) \rangle_{t \rightarrow \infty} \quad (2)$$

$$\propto \int_0^{+\infty} dt_1 \int_0^{+\infty} dt_2 \exp[i\omega(t_2 - t_1)] \langle \hat{a}^\dagger(t_1) \hat{a}(t_2) \rangle$$

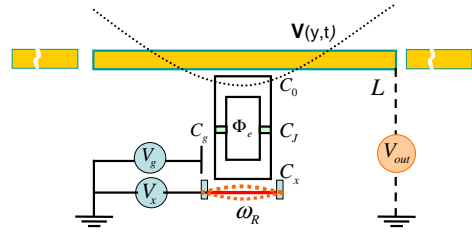


FIG. 1: (Color online). Schematic diagram of a nanomechanical resonator (NAMR) (dashed red lines, with vibrating frequency ω_R) indirectly coupled to a superconducting transmission line resonator (TLR), shown in yellow, of length L (with voltage distribution $V(y, t)$ shown by the black dotted-line on top) via a Josephson qubit with small junction capacitances. The upper (lower) Cooper-pair box of the qubit capacitively couples to the TLR (NAMR), via a capacitance C_0 (C_x). The voltage-fluctuation spectrum of V_{out} , at the right end of the TLR, reads-out motional information of the NAMR.

of the voltage $V(y, t)$ at site y (e.g., $V(L, t) = V_{\text{out}}(t)$ in Fig. 1) in the TLR. The second line in Eq. (2) comes from the fact that the voltage $V(y, t)$, contributed by the selected mode of frequency ν along the TLR, is quantized [9]; $\hat{V}(y, t) \propto [\hat{a}^\dagger \exp(-i\nu t) + \hat{a} \exp(i\nu t)]$. We estimate that the voltage-signal in the TLR is sufficiently strong, and can be measured by using a standard rf network analyzer [4]. Indeed, the voltage amplitude, even for the fundamental-mode vacuum fluctuation of the typical TLR [10], is up to $V_{\text{rms}} = \sqrt{\nu/C_t} \sim 2 \mu\text{V}$, corresponding to an electric field $E_{\text{rms}} \sim 0.2 \text{ V/m}$, which is much larger than that in the usual optical 3D atom-QED system [8].

Spectra of the TLR.— If the bare TLR (without coupling to the qubit) is excited at a selected mode of frequency ν , the measured voltage-spectrum should have a Lorentzian shape [10, 13]: $S_0(\omega) \propto 1/[(\omega - \nu)^2 + (\gamma/2)^2]$, centered at ν and with a width at half-height of $\gamma = \nu/Q_\nu$, corresponding to the finite quality factor Q_ν of that mode due to its dissipation.

First, we consider the voltage-fluctuation spectrum $S_N(\omega)$ of the TLR coupled to the qubit, in the absence of NAMR oscillations. In this case $H_S = H_N$, and the system is initially prepared in the state $|\Psi(0)\rangle = |e 0_a 0_c 0_d\rangle$, i.e., the qubit is in its excited state $|e\rangle$, the field mode and baths are in the vacuum states [14]: $|0_a 0_c 0_d\rangle = |0_a\rangle \otimes |0_c\rangle \otimes |0_d\rangle$, with $|0_c\rangle = \prod_{j=1}^{\infty} |0_j\rangle$, $|0_d\rangle = \prod_{k=1}^{\infty} |0_k\rangle$, respectively. The wavefunction, $|\Psi\rangle = |\text{qubit, photon, TLR - bath, q - bath}\rangle$, of the system at arbitrary time t takes the form [13, 15]

$$|\Psi(t)\rangle = c_1(t) |g 1_a 0_c 0_d\rangle + c_2(t) |e 0_a 0_c 0_d\rangle \quad (3)$$

$$+ \sum_{j=1}^{\infty} C_j(t) |g 0_a \{1_j\} 0_d\rangle + \sum_{k=1}^{\infty} D_k(t) |g 0_a 0_c \{1_k\}\rangle,$$

with $|\{1_j\}\rangle = |1_j\rangle \otimes \prod_{j' \neq j} |0_{j'}\rangle$ and $|\{1_k\}\rangle = |1_k\rangle \otimes \prod_{k' \neq k} |0_{k'}\rangle$. Thus, the measured voltage-spectrum is determined by the time-dependence of $c_1(t)$, i.e.,

$$\langle \hat{a}^\dagger(t_1) \hat{a}(t_2) \rangle = c_1^*(t_1) c_1(t_2). \quad (4)$$

Without loss of generality and for simplicity, we assume that the qubit is adjusted to resonance with one of the eigenmodes

of the TLR [10], e.g., $\omega_0 = \nu = 2\pi \times 6$ GHz. Then, under the usual Weisskopf-Wigner approximation [13], the desirable voltage-fluctuation spectrum can be calculated as

$$S_N(\omega) \propto \left(\frac{\lambda}{\Delta_N}\right)^2 |A_+^{-1} - A_-^{-1}|^2, \quad (5)$$

with $A_{\pm} = -(\gamma_c + \gamma_d)/4 + i[\omega - (\nu \mp \Delta_N)/2]$, and $\Delta_N = \sqrt{4\lambda^2 + \gamma_c\gamma_d - (\gamma_c + \gamma_d)^2/4}$. This $S_N(\omega)$ is a spectrum with a two-peak structure; each peak has a width at half height of $(\gamma_c + \gamma_d)/2$, and the distance between peaks is the vacuum Rabi splitting Δ_N . Above, γ_c and γ_d are the damping rates of the qubit excited state and the selected TLR mode, respectively.

Second, after preparing the present CQED system (biased by a non-zero gate-voltage V_x) in the initial state $|\Psi(0)\rangle$, we drive the NAMR to oscillate mechanically by a force pulse and then measure the voltage-fluctuation spectrum of the TLR. Usually, the interaction between the NAMR and the qubit works in the large-detuning regime [16]: $\eta = \zeta/\delta \ll 1$, i.e., $\zeta \ll \delta = \omega_0 - \omega_R$. In this limit, the NAMR oscillation does *not* change the qubit-state populations, and only results in *Stark shifts on the qubit levels*. Indeed, neglecting higher-order small quantities $O(\eta^2)$, the Hamiltonians H_C and H_Q can be effectively approximated [17] to $H_S^{(C)} = (\omega_0/2 + \zeta^2/\delta)\sigma_z$ and $H_S^{(Q)} = \omega_0\sigma_z/2 + \zeta^2(n_c\sigma_z + |e\rangle\langle e|)/\delta$, respectively. Here, n_c is the quantum occupation number of the quantum-mechanical NAMR. $H_S^{(C)}$ implies that, if the NAMR oscillation is classical, two energy levels of the qubit experience *symmetric* (i.e., equivalent) Stark shifts: upward for $|e\rangle$ and downwards for $|g\rangle$. Thus, the case C is really similar to the non-oscillator case N discussed above, except that now the modified qubit is not in resonance with the selected TLR mode. However, if the NAMR oscillation is *quantum-mechanical*, i.e., for the case Q , the Stark shifts shown in $H_S^{(Q)}$ for the two levels of the qubit are *no* longer equivalent (i.e., *asymmetric*). Namely, the energy increase of $|e\rangle$ (Stark shift) is different from the energy decrease in $|g\rangle$. Thus, the tiny motions of the NAMR could be probed, via $S_V(\omega)$, by detecting the above NAMR-induced Stark shifts of the qubit levels.

Since the NAMR (now oscillating in the large-detuning regime) does not induce any quantum transition in the circuit, the wavefunction at $t > 0$ of the system with NAMR still takes the form in Eq. (3). However, the voltage-fluctuation spectrum of the TLR will change to

$$S_C(\omega) \propto \left(\frac{\lambda}{\Delta_C}\right)^2 |B_+^{-1} - B_-^{-1}|^2, \quad (6)$$

with $B_{\pm} = -(\gamma_c + \gamma_d)/4 \pm \xi_C/2 + i[\omega - (\nu \mp \chi_C)/2]$, $\xi_C = \Delta_C \sin(\theta_C/2)$, $\chi_C = \Delta_C \cos(\theta_C/2)$, for the classical case C ; and

$$S_Q(\omega) \propto \left(\frac{\lambda}{\Delta_Q}\right)^2 |C_+^{-1} - C_-^{-1}|^2, \quad (7)$$

with $C_{\pm} = -(\gamma_c + \gamma_d)/4 \pm \xi_Q/2 + i[\omega - (\nu + \zeta^2/\delta \mp \chi_Q)/2]$, $\xi_Q = \Delta_Q \sin(\theta_Q/2)$, $\chi_Q = \Delta_Q \cos(\theta_Q/2)$,

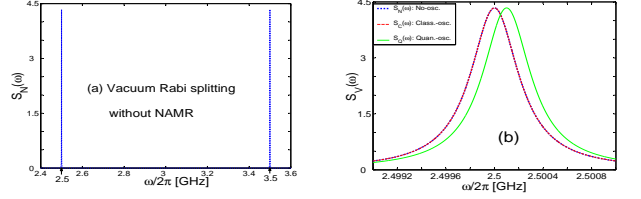


FIG. 2: (Color online). Voltage-fluctuation spectra $S_V(\omega)$ of the TLR: (a) vacuum Rabi splitting in the absence of the NAMR vibration, (b) The modifications of the left peak in $S_N(\omega)$ due to the vibrations of the NAMR in the weak coupling case: $\zeta^2/\delta = 200$ kHz. The red dashed-line $S_C(\omega)$ (on top of $S_N(\omega)$) corresponds to the classical NAMR. The green solid-line $S_Q(\omega)$ (distinguished from $S_N(\omega)$ by a shift to the right) corresponds to the quantum mechanical NAMR with occupation number $n_c = 1$.

for the quantum case Q , respectively. Above, $\Delta_l = ([4\lambda^2 + \varrho_l^2 + \gamma_c\gamma_d - (\gamma_c + \gamma_d)^2/4] + \rho_l^2(\gamma_c - \gamma_d)^2)^{1/4}$, $\theta_l = \arctan[\rho_l(\gamma_c - \gamma_d)/(4\lambda^2 + \varrho_l^2 + \gamma_c\gamma_d - (\gamma_c + \gamma_d)^2/4)]$, ($l = C, Q$), and $\varrho_C = 2\zeta^2/\delta$, $\varrho_Q = (2n_c + 1)\zeta^2/\delta$.

In the present strong-coupling CQED system, $2\lambda \gg \gamma_c, \gamma_d$ and $\theta_l \sim 0$, thus, when the NAMR does not oscillate, the two peaks of the measured spectrum $S_N(\omega)$ are approximately at $\omega = \nu/2 \pm \Delta_N/2$ with the vacuum Rabi splitting $\Delta_N \approx 2\lambda$. The classically oscillating NAMR shifts the positions of the two peaks in $S_N(\omega)$ to $\omega \approx (\nu/2 \pm \Delta_C/2)$ and enlarges the vacuum Rabi splitting from Δ_N to Δ_C , with an additional splitting $\Delta_C - \Delta_N \approx \varrho_C^2/(4\lambda) = \zeta^4/(\lambda\delta^2)$. While, if the oscillation of the NAMR is quantum mechanical, not only the vacuum Rabi splitting is enlarged (from Δ_N to Δ_Q) by an increment $\Delta_Q - \Delta_N \approx \varrho_Q^2/(4\lambda) = (n_c + 1/2)^2\zeta^4/(\lambda\delta^2)$, but also the positions of the two peaks are shifted to the right by $\Delta\omega = \zeta^2/(2\delta)$ to $\omega \approx \nu/2 \pm \Delta_Q/2 + \Delta\omega$.

For typical parameters (e.g., [5, 10, 16]) $Q_\nu = 10^4$ for $\nu = \omega_0 = 2\pi \times 6$ GHz, $\omega_R = 2\pi \times 1$ GHz, $C_J/C \sim 0.1$, $\zeta = 2\pi \times 30$ MHz, and $\lambda \sim 2\pi \times 500$ MHz, $\gamma_d = 0.6\gamma_c$, Fig. 2(a) shows the vacuum Rabi splitting of the TLR spectrum $S_N(\omega)$ in the absence of the NAMR. Figure 2(b) shows how the NAMR mechanical oscillations modify the voltage-fluctuation spectrum in the TLR. There, we only show how the left peak of $S_N(\omega)$ is shifted in the presence of the NAMR coupled to the qubit. The shift of the right peak can be analyzed similarly. Obviously, the vibration of the NAMR modifies the level-structure of the Josephson qubit, and thus changes the voltage-fluctuation spectral distribution of the TLR: from $S_N(\omega)$ to either $S_C(\omega)$ or $S_Q(\omega)$, depending on the motional features of the NAMR oscillation: classical or quantum mechanical. For the case when there is weak coupling between the possible existing NAMR oscillation and the qubit (e.g., $x/d \sim 1.0 \times 10^{-6}$, yielding $\zeta^2/\delta \sim 200$ kHz in Fig. 2(b)), the effect of increasing the vacuum Rabi splitting is very weak: $\Delta_B - \Delta_N \approx \Delta_C - \Delta_N \sim 80$ Hz, which may not be easily detectable. However, even in such a weak coupling, the effect of shifting the peak of $S_N(\omega)$ to the right, due to the quantum mechanical NAMR oscillations, should be detectable: $\Delta\omega = \zeta^2/(2\delta) \sim 2\pi \times 100$ KHz.

Given the experimental parameters $\omega_0(= \nu)$, ω_R , and λ , a

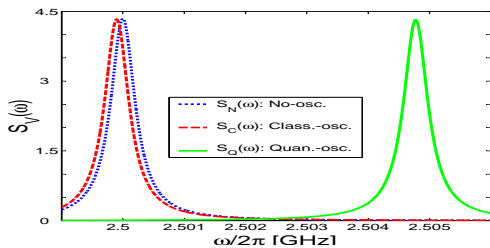


FIG. 3: (Color online). Shifts of the left peak of $S_N(\omega)$ (see Fig. 2(a)) when the qubit-NAMR coupling becomes stronger than in the case shown in Fig. 2(b). Here, $\zeta^2/\delta = 10$ MHz. In this case, the left peak of $S_N(\omega)$ undergoes a small (large) shift to the left (right) by the classical (quantum-mechanical with $n_c = 1$) vibrations of the NAMR.

small decrease of d may yield a large increase in the coupling ζ , and thus the effects discussed above may be much stronger: as $\Delta_l - \Delta_N \propto \zeta^4$ and $\Delta\omega \propto \zeta^2$. Figure 3 shows the modification of $S_N(\omega)$ due to the qubit driven by a strongly-coupled NAMR with $x/d \sim 7.1 \times 10^{-6}$, yielding $\zeta^2/\delta \sim 10$ MHz, and thus $\Delta\omega \sim 5$ MHz. In this case, both the classical and quantum mechanical NAMR can be detected. Compared to the left peak of $S_N(\omega)$, the left peak of $S_C(\omega)$ has been left shifted with a quantity $\chi_C/2 \sim 100$ KHz, just due to the increment χ_C of the vacuum Rabi splitting. While, if the quantum mechanical NAMR is coupled to the qubit, then the left peak of the spectrum $S_N(\omega)$ will be shifted to the left with $\chi_Q/2$ due to the increased vacuum Rabi splitting χ_Q , and shifted to the right with $\Delta\omega = \zeta^2/2\delta$. The net result is that this peak will be shifted to the right by $\Delta\omega - \chi_Q/2 \approx$

$2\pi \times 4.8$ MHz, and thus the left peak of $S_Q(\omega)$ would be now centered at $\nu/2 + \Delta\omega - \chi_C/2 \approx 2\pi \times 2504.8$ MHz. This shift could be easily detected.

Conclusion and Discussions.—The tiny oscillations of a NAMR should reveal either quantum or classical behavior. We have proposed an effective approach to test this by *indirectly* probing it. This is because different types of motion of the NAMR would induce different Stark shifts on the qubit levels, and thus modify differently the spectrum of the TLR. Our proposal is experimentally realizable. It is possible, at least in principle, to fabricate the sufficiently small Josephson capacitance C_J for realizing the indirect coupling between the NAMR and the TLR, via a commonly connected Josephson qubit. Also, the mechanical motions of the NAMR in current experiments [5] are approaching the quantum limit, and satisfy the large-detuning condition required in the present proposal. In fact, $\omega_R \lesssim 1$ GHz, $\omega_0 = \nu \sim 6$ GHz in current experiments [5, 10], and we estimate $\zeta \sim 30$ MHz (for $C_J/C \sim 0.1$ and $V_x \sim 0.1$ V). This implies that $\eta = \zeta/\delta \sim 6 \times 10^{-3} \ll 1$.

Dissipation exists in the NAMR [18, 19], i.e., its quality factor Q_R is finite. However, even for the weak NAMR-qubit coupling discussed above (e.g., $\zeta \sim 2\pi \times 30$ MHz), and a relative low quality factor [18], e.g., $Q_R = 10^3$, the decay $\gamma_R = \nu/Q_R$ of the NAMR is still very small: $\gamma_R/\zeta \sim 1/30$. Thus, our proposed test, based on the observation of shifts in the peaks of the voltage spectrum, is not strongly affected by dissipation.

This work is partially supported by the NSA, LPS, ARO, ARDA, AFOSR contract No. F49620-02-1-0334, and the NSF grant No. EIA-0130383.

-
- [1] M.F. Bocko and R. Onofrio, *Rev. Mod. Phys.* **68**, 755 (1996).
[2] See, e.g., A.O. Caldeira and A.J. Leggett, *Phys. Rev. A* **31**, 1059 (1985); *Ann. Phys.* **149**, 374 (1983).
[3] K.C. Schwab and M.L. Roukes, *Phys. Today* **58** (7), 36 (2005); A. Cho, *Science* **299**, 36 (2003); M.P. Blencowe, *Phys. Rep.* **395**, 159 (2004); K.L. Ekinci and M.L. Roukes, *Rev. Sci. Instr.* **76**, 061101 (2005).
[4] A. Gaidarzhy *et al.*, *Phys. Rev. Lett.* **94**, 030402 (2005); **95**, 248902 (2005); K.C. Schwab *et al.*, *ibid.* **95**, 248901 (2005); R.L. Badzey and P. Mohanty, *Nature* **437**, 995 (2005); W.K. Hensinger *et al.*, *Phys. Rev. A* **72**, 041405(R) (2005).
[5] See, e.g., M.D. LaHaye *et al.*, *Science* **304**, 74 (2004); X.M.H. Huang *et al.*, *Nature* **421**, 496 (2003); R.G. Knobel and A.N. Cleland, *Nature* **424**, 291 (2003).
[6] N.M. Chtchelkatchev *et al.*, *Phys. Rev. B* **70**, 193305 (2004); A.A. Clerk *et al.*, *ibid.* **67**, 165324 (2003); A.N. Cleland *et al.*, *App. Phys. Lett.* **81**, 1699 (2002).
[7] M.R. Geller and A.N. Cleland, *Phys. Rev. A* **71**, 032311 (2005); C.P. Sun *et al.*, *Phys. Rev. A* **73**, 022318 (2006).
[8] M. Brune *et al.*, *Phys. Rev. Lett.* **76**, 1800 (1996); J.M. Raimond *et al.*, *Rev. Mod. Phys.* **73**, 565 (2001).
[9] J.Q. You and F. Nori, *Phys. Rev. B* **68**, 064509 (2003); A. Blais *et al.*, *Phys. Rev. A* **69**, 062320 (2004); I. Rau *et al.*, *Phys. Rev. B* **70**, 054521 (2004).
[10] A. Wallraff *et al.*, *Nature*, **431**, 162, (2004); D.I. Schuster *et al.*, *Phys. Rev. Lett.* **94**, 123602 (2005).
[11] J.Q. You and F. Nori, *Phys. Today* **58**, (11) 42 (2005); A. Shnirman *et al.*, *Phys. Rev. Lett.* **79**, 2371 (1997).
[12] P. Zhang *et al.*, *Phys. Rev. Lett.* **95**, 097204 (2005); I. Martin *et al.*, *Phys. Rev. B* **69**, 125339 (2004).
[13] M.O. Scully and M.S. Zubairy, *Quantum Optics*, (Cambridge 1997).
[14] At experimentally accessible temperatures, e.g., $T \sim 30$ mK [10], the baths can be initialized to their ground states: the mean number of thermal photons (in the microwave region of wavelength 0.1 — 15 cm) are negligible, i.e., $\langle n_{th} \rangle \approx 10^{-208} - 0.043 \ll 1$.
[15] See, e.g., C.K. Law *et al.*, *Phys. Rev. A* **52**, 4095 (1995); S. John and T. Quang, *Phys. Rev. A* **50**, 1764 (1994); X.-H. Wang *et al.*, *Phys. Rev. Lett.* **88**, 093902 (2002).
[16] A.D. Armour *et al.*, *Phys. Rev. Lett.* **88**, 148301 (2002); P. Rabl *et al.*, *Phys. Rev. B* **70**, 205304 (2004); E.K. Irish and K.C. Schwab, *Phys. Rev. B* **68**, 155311 (2003).
[17] See, e.g., L.F. Wei *et al.*, *Phys. Rev. B* **71**, 134506 (2005); Y.X. Liu *et al.*, *Phys. Rev. A* **72**, 033818 (2005).
[18] J. Tamayo, *J. App. Phys.* **97**, 044903 (2005); A.N. Cleland and M.L. Roukes, *ibid.* **92**, 2758 (2002).
[19] Dissipation in the NAMR *directly* affects the vibrational modes of the NAMR and *indirectly* influences (i.e., via the Stark shifts of the qubit levels) the measured spectra of the TLR (e.g., broadening the widths of the peaks of the spectra).